



Race Results

Tasmanian Turf Club, Launceston, December 31, 2014

Compilation date: January 2, 2015, 9:09:27 AM (EST)

Copyright © 2015 Tasracing Pty Ltd. All rights reserved.

Trademarks.

StrideMASTER is a registered trademark of Thoroughbred Ratings Pty Ltd.

Disclaimer.

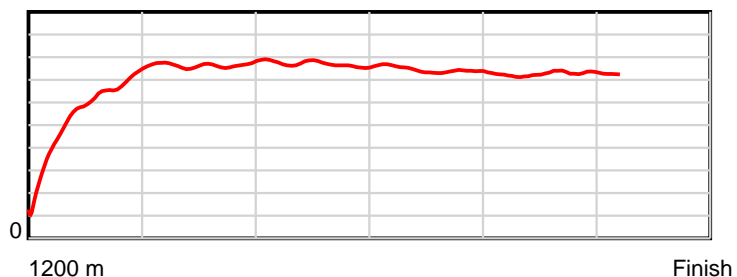
Tasracing Pty Ltd and Thoroughbred Ratings Pty Ltd accepts no responsibility for the completeness or accuracy of any of the information contained herein, and makes no representations about its suitability for any particular purpose. Users should make their own judgements about those matters and/or seek independent advice. You assume all risks associated with use of the data provided on this page.

Race Results

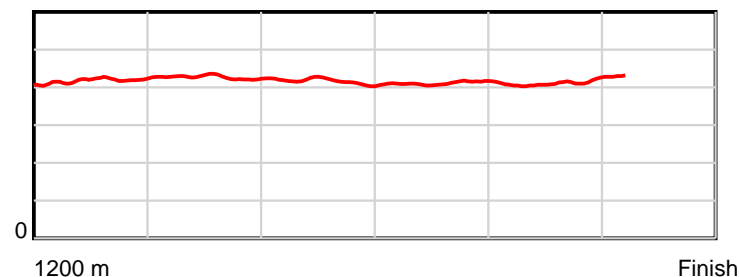
December 31, 2014, Race 4, BM82, Distance 1200m, Mowbray - Offset 4m

Result	TAB no.	Horse (Barrier)	1200 to	1000m to	800m to	600m to	400m to	200m to	Total or	Margin
1st	8	Miss Middleton (11)	1000m	800m	600m	400m	200m	WP	Average	
		Position in running (margin)	-	11(20.1)	8(5.9)	6(5.3)	3(2.4)	3(1.2)		0.00
		Sectional time (s)	17.50	8.43	10.70	10.64	11.36	11.42		
		Cumulative time (s)	70.05	52.55	44.12	33.42	22.77	11.42	1:10.04	
		Speed (m/s)	11.43	23.72	18.69	18.80	17.61	17.51	17.13	
		Stride length (m)	5.80	10.06	7.92	7.77	7.23	7.29	7.48	
		Stride duration (s)	0.473	0.424	0.424	0.413	0.410	0.416	0.437	
		Stride efficiency (%)	52.64	158.12	97.94	94.31	81.61	83.12	87.42	
		Stride count	34.46	19.88	25.26	25.74	27.68	27.42	160.44	

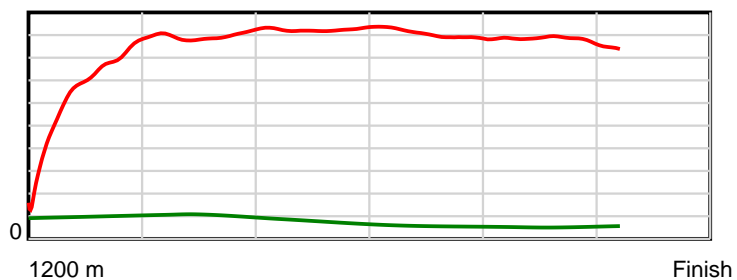
10 m Stride length



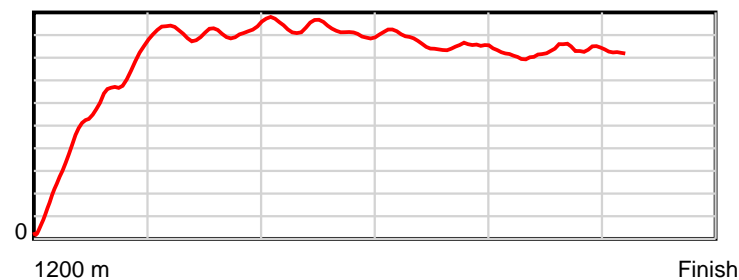
0.6 s Stride duration



20 m/sec Speed



100 % Stride efficiency



Note: Horizontal distance axis grid lines are 200m furlongs.

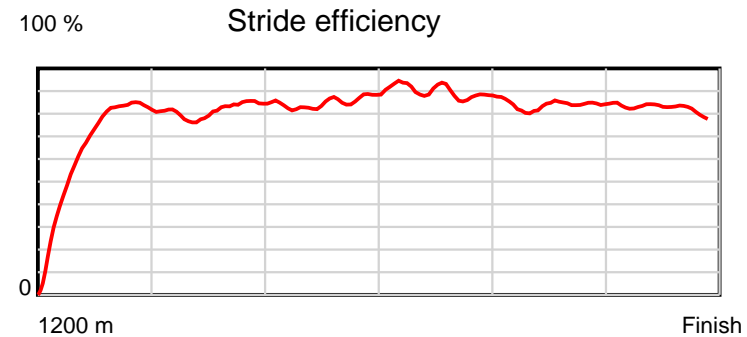
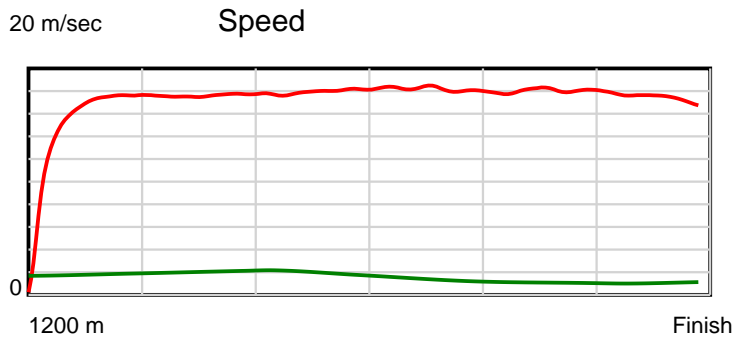
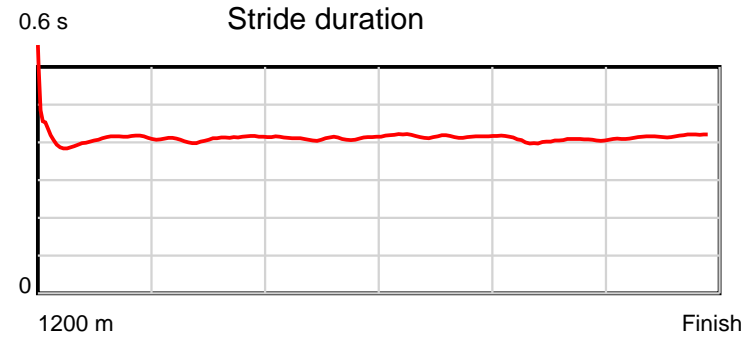
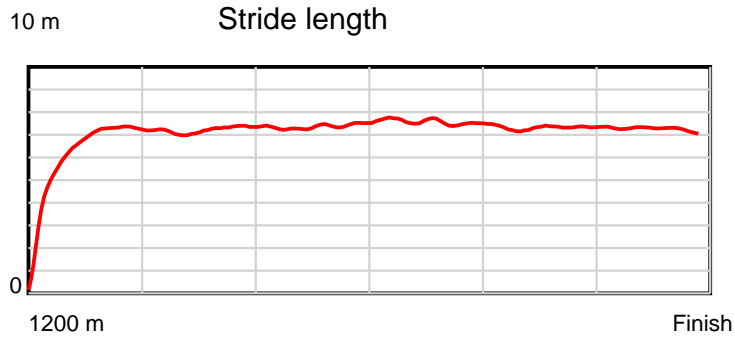
Disclaimer.

Tasracing Pty Ltd and Thoroughbred Ratings Pty Ltd accepts no responsibility for the completeness or accuracy of any of the information contained herein, and makes no representations about its suitability for any particular purpose. Users should make their own judgements about those matters and/or seek independent advice. You assume all risks associated with use of the data provided on this page.

Race Results

December 31, 2014, Race 4, BM82, Distance 1200m, Mowbray - Offset 4m

Result	TAB no.	Horse (Barrier)	1200 to	1000m to	800m to	600m to	400m to	200m to	Total or	Margin
2nd	4	Hailed (6)	1000m	800m	600m	400m	200m	WP	Average	
		Position in running (margin)	-	6(2.5)	7(5.5)	8(7.0)	9(5.4)	4(2.5)		1.80
		Sectional time (s)	14.66	11.29	11.05	10.86	11.08	11.43		
		Cumulative time (s)	70.37	55.71	44.41	33.37	22.51	11.43	1:10.37	
		Speed (m/s)	13.65	17.71	18.10	18.42	18.05	17.50	17.05	
		Stride length (m)	5.80	7.24	7.44	7.66	7.32	7.28	7.06	
		Stride duration (s)	0.416	0.409	0.411	0.416	0.405	0.416	0.414	
		Stride efficiency (%)	52.66	81.95	86.41	91.64	83.68	82.88	77.97	
		Stride count	34.45	27.62	26.90	26.12	27.33	27.46	169.88	



Note: Horizontal distance axis grid lines are 200m furlongs.

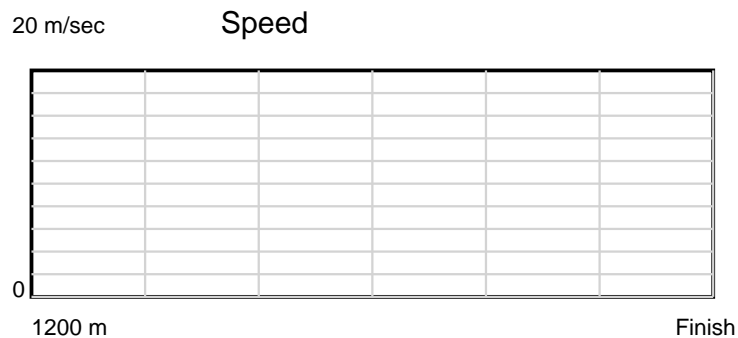
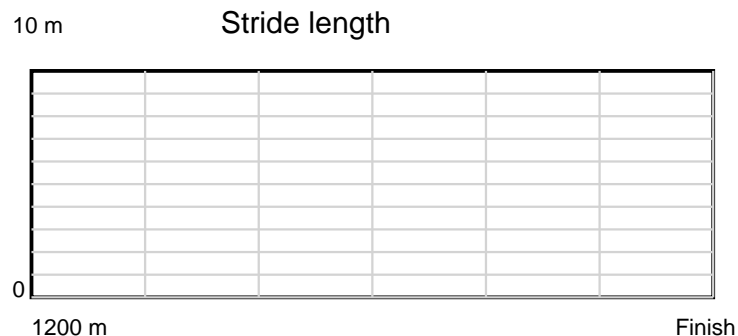
Disclaimer.

Tasracing Pty Ltd and Thoroughbred Ratings Pty Ltd accepts no responsibility for the completeness or accuracy of any of the information contained herein, and makes no representations about its suitability for any particular purpose. Users should make their own judgements about those matters and/or seek independent advice. You assume all risks associated with use of the data provided on this page.

Race Results

December 31, 2014, Race 4, BM82, Distance 1200m, Mowbray - Offset 4m

Result	TAB no.	Horse (Barrier)	1200 to	1000m to	800m to	600m to	400m to	200m to	Total or	Margin
3rd	11	Merrick's Beau... (3)	WP	Average						
		Position in running (margin)		2.00						
		Sectional time (s)								
		Cumulative time (s)	10:00.00							
		Speed (m/s)	2.00							
		Stride length (m)	nan							
		Stride duration (s)	nan							
		Stride efficiency (%)	nan							
		Stride count	0.00							



Note: Horizontal distance axis grid lines are 200m furlongs.

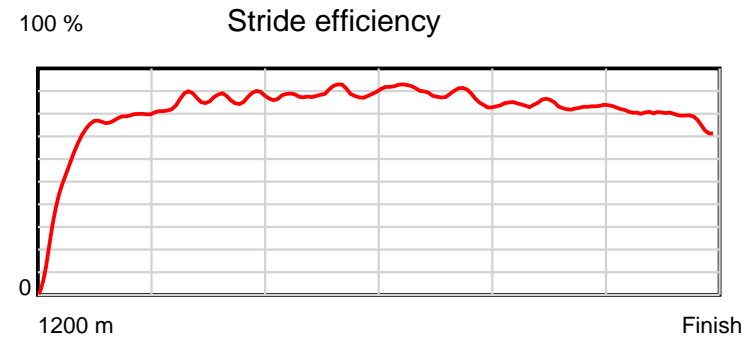
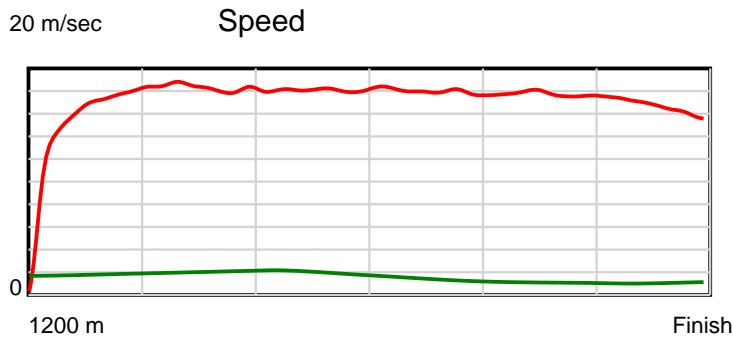
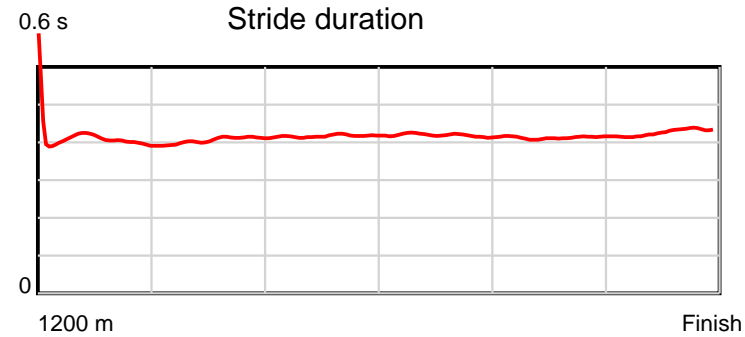
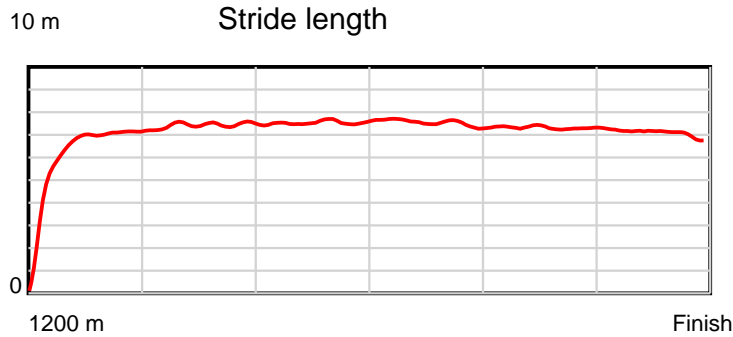
Disclaimer.

Tasracing Pty Ltd and Thoroughbred Ratings Pty Ltd accepts no responsibility for the completeness or accuracy of any of the information contained herein, and makes no representations about its suitability for any particular purpose. Users should make their own judgements about those matters and/or seek independent advice. You assume all risks associated with use of the data provided on this page.

Race Results

December 31, 2014, Race 4, BM82, Distance 1200m, Mowbray - Offset 4m

Result	TAB no.	Horse (Barrier)	1200 to	1000m to	800m to	600m to	400m to	200m to	Total or	Margin
4th	10	Devil's Tears (9)	1000m	800m	600m	400m	200m	WP	Average	
		Position in running (margin)	-	1(0.0)	1(0.0)	2(1.0)	2(1.1)	1(0.0)		2.80
		Sectional time (s)	14.24	10.79	10.97	11.13	11.39	12.02		
		Cumulative time (s)	70.54	56.30	45.51	34.54	23.41	12.02	1:10.54	
		Speed (m/s)	14.04	18.54	18.23	17.97	17.56	16.64	17.01	
		Stride length (m)	6.03	7.52	7.59	7.52	7.24	7.10	7.12	
		Stride duration (s)	0.425	0.406	0.416	0.418	0.412	0.427	0.419	
		Stride efficiency (%)	56.74	88.38	89.96	88.30	81.82	78.75	79.20	
		Stride count	33.19	26.59	26.36	26.61	27.64	28.17	168.56	



Note: Horizontal distance axis grid lines are 200m furlongs.

Disclaimer.

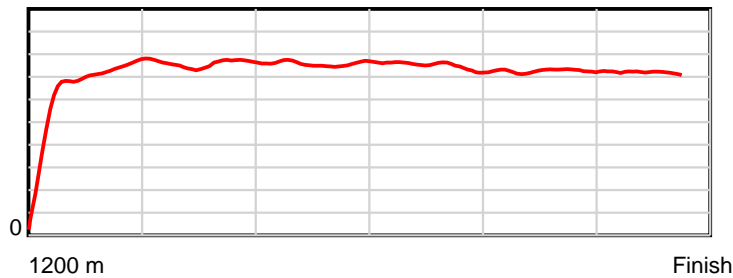
Tasracing Pty Ltd and Thoroughbred Ratings Pty Ltd accepts no responsibility for the completeness or accuracy of any of the information contained herein, and makes no representations about its suitability for any particular purpose. Users should make their own judgements about those matters and/or seek independent advice. You assume all risks associated with use of the data provided on this page.

Race Results

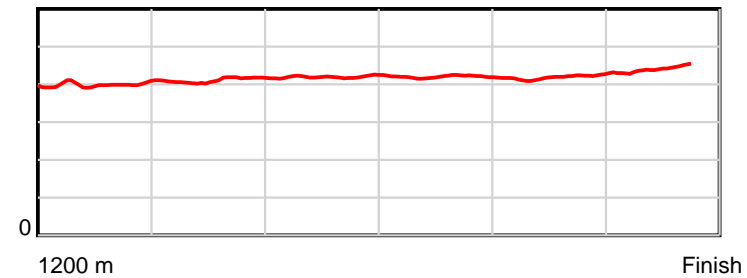
December 31, 2014, Race 4, BM82, Distance 1200m, Mowbray - Offset 4m

Result	TAB no.	Horse (Barrier)	1200 to	1000m to	800m to	600m to	400m to	200m to	Total or	Margin
5th	6	Geegees Double... (7)	1000m	800m	600m	400m	200m	WP	Average	
		Position in running (margin)	-	8(3.3)	2(0.1)	1(0.0)	1(0.0)	2(0.0)		4.30
		Sectional time (s)	14.86	10.26	10.79	11.12	11.56	12.22		
		Cumulative time (s)	70.81	55.95	45.69	34.90	23.78	12.22	1:10.81	
		Speed (m/s)	13.46	19.49	18.54	17.99	17.30	16.37	16.95	
		Stride length (m)	5.74	7.98	7.74	7.57	7.23	7.17	7.16	
		Stride duration (s)	0.420	0.410	0.417	0.421	0.418	0.438	0.422	
		Stride efficiency (%)	51.52	99.63	93.57	89.62	81.57	80.34	80.00	
		Stride count	34.83	25.05	25.85	26.41	27.68	27.89	167.71	

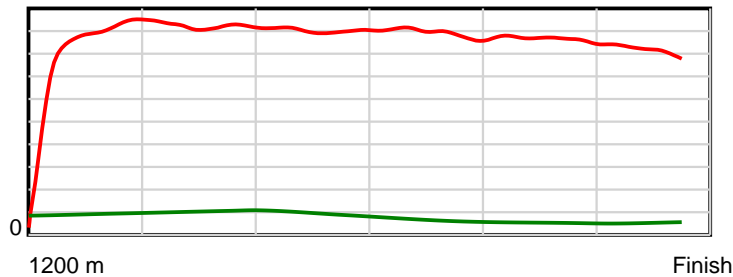
10 m Stride length



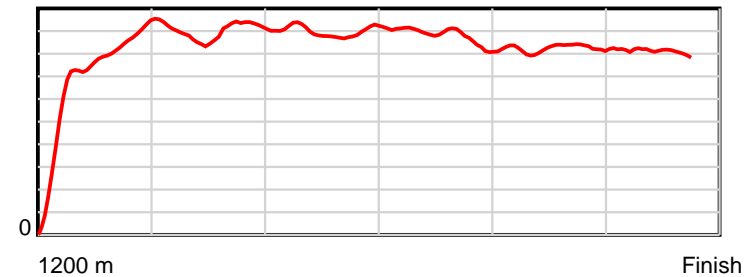
0.6 s Stride duration



20 m/sec Speed



100 % Stride efficiency



Note: Horizontal distance axis grid lines are 200m furlongs.

Disclaimer.

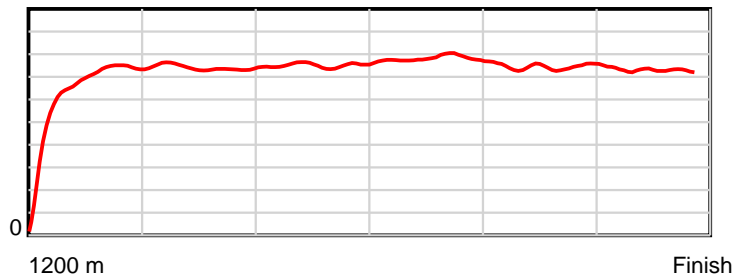
Tasracing Pty Ltd and Thoroughbred Ratings Pty Ltd accepts no responsibility for the completeness or accuracy of any of the information contained herein, and makes no representations about its suitability for any particular purpose. Users should make their own judgements about those matters and/or seek independent advice. You assume all risks associated with use of the data provided on this page.

Race Results

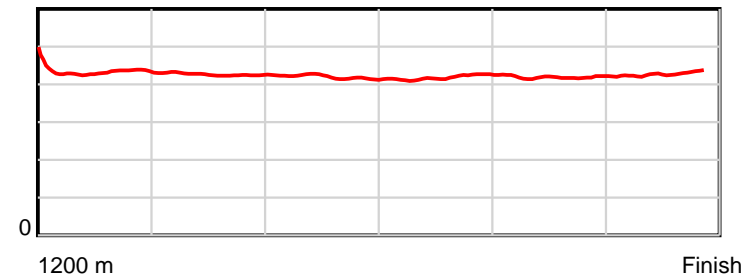
December 31, 2014, Race 4, BM82, Distance 1200m, Mowbray - Offset 4m

Result	TAB no.	Horse (Barrier)	1200 to	1000m to	800m to	600m to	400m to	200m to	Total or	Margin
6th	5	Musique Player (5)	1000m	800m	600m	400m	200m	WP	Average	
		Position in running (margin)	-	10(5.5)	11(8.0)	10(9.4)	10(6.5)	8(4.3)		4.60
		Sectional time (s)	15.07	11.20	11.03	10.65	11.20	11.71		
		Cumulative time (s)	70.86	55.79	44.58	33.56	22.90	11.71	1:10.86	
		Speed (m/s)	13.27	17.86	18.13	18.78	17.86	17.08	16.93	
		Stride length (m)	5.79	7.61	7.62	7.85	7.48	7.31	7.20	
		Stride duration (s)	0.431	0.426	0.420	0.418	0.419	0.428	0.425	
		Stride efficiency (%)	52.36	90.50	90.69	96.19	87.39	83.39	80.99	
		Stride count	34.55	26.28	26.25	25.49	26.74	27.38	166.69	

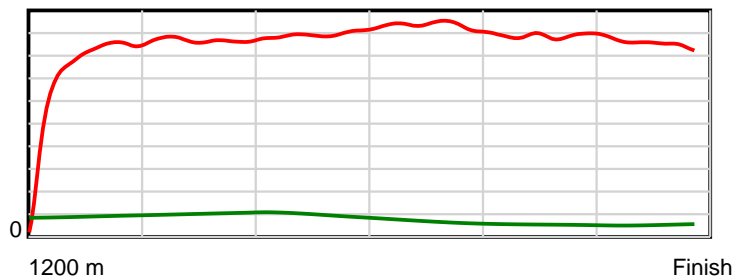
10 m Stride length



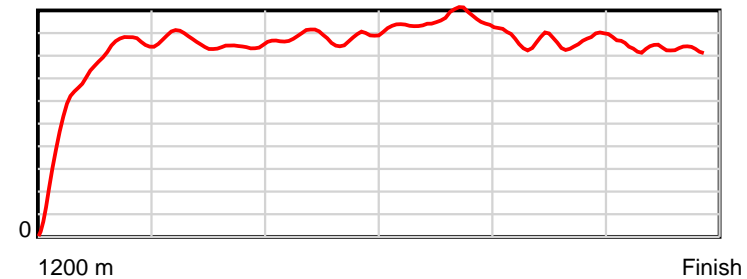
0.6 s Stride duration



20 m/sec Speed



100 % Stride efficiency



Note: Horizontal distance axis grid lines are 200m furlongs.

Disclaimer.

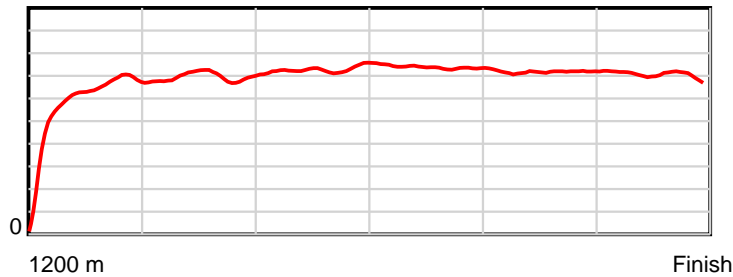
Tasracing Pty Ltd and Thoroughbred Ratings Pty Ltd accepts no responsibility for the completeness or accuracy of any of the information contained herein, and makes no representations about its suitability for any particular purpose. Users should make their own judgements about those matters and/or seek independent advice. You assume all risks associated with use of the data provided on this page.

Race Results

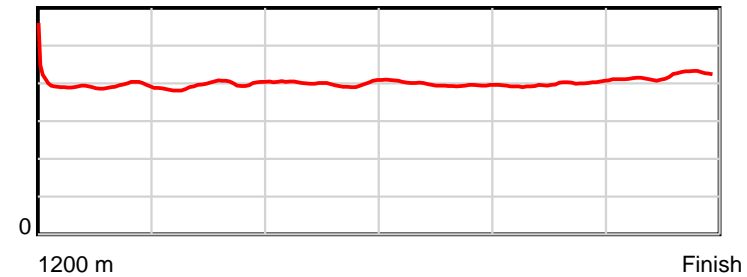
December 31, 2014, Race 4, BM82, Distance 1200m, Mowbray - Offset 4m

Result	TAB no.	Horse (Barrier)	1200 to	1000m to	800m to	600m to	400m to	200m to	Total or	Margin
7th	2	Quest Master (8)	1000m	800m	600m	400m	200m	WP	Average	
		Position in running (margin)	-	5(2.5)	6(5.4)	7(6.9)	7(4.8)	5(2.8)		4.90
		Sectional time (s)	14.59	11.29	11.04	10.78	11.23	12.00		
		Cumulative time (s)	70.92	56.33	45.04	34.01	23.23	12.00	1:10.92	
		Speed (m/s)	13.71	17.71	18.12	18.55	17.81	16.67	16.92	
		Stride length (m)	5.39	6.99	7.23	7.38	7.07	7.01	6.77	
		Stride duration (s)	0.392	0.395	0.399	0.398	0.397	0.420	0.400	
		Stride efficiency (%)	45.36	76.39	81.79	85.00	78.17	76.71	71.56	
		Stride count	37.12	28.61	27.65	27.12	28.28	28.55	177.33	

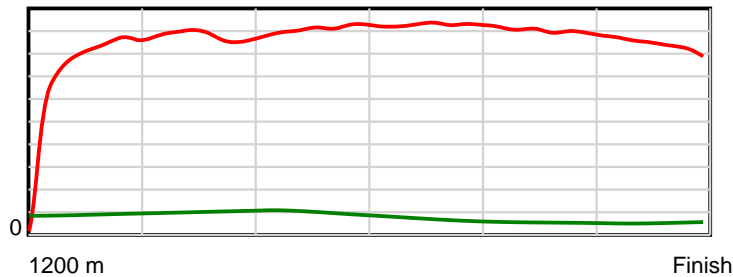
10 m Stride length



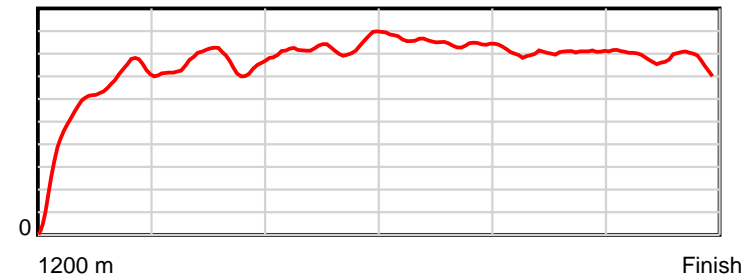
0.6 s Stride duration



20 m/sec Speed



100 % Stride efficiency



Note: Horizontal distance axis grid lines are 200m furlongs.

Disclaimer.

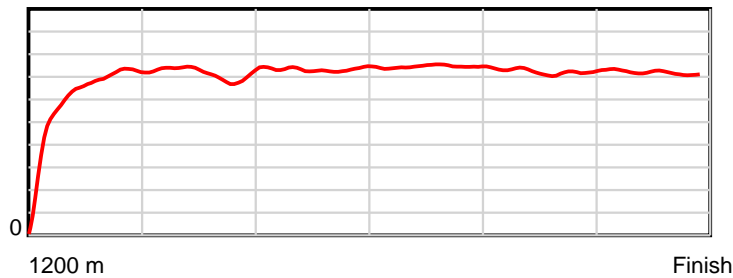
Tasracing Pty Ltd and Thoroughbred Ratings Pty Ltd accepts no responsibility for the completeness or accuracy of any of the information contained herein, and makes no representations about its suitability for any particular purpose. Users should make their own judgements about those matters and/or seek independent advice. You assume all risks associated with use of the data provided on this page.

Race Results

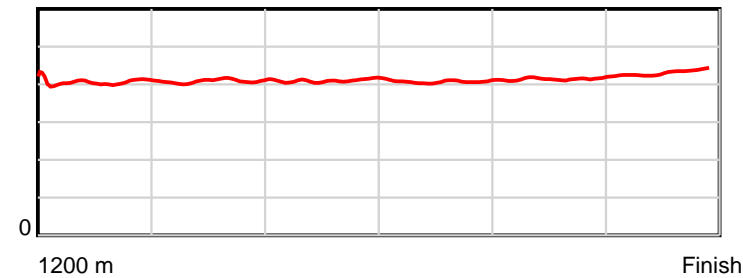
December 31, 2014, Race 4, BM82, Distance 1200m, Mowbray - Offset 4m

Result	TAB no.	Horse (Barrier)	1200 to	1000m to	800m to	600m to	400m to	200m to	Total or	Margin
8th	3	Bag of Monkeys (12)	1000m	800m	600m	400m	200m	WP	Average	
		Position in running (margin)	-	3(0.5)	4(3.3)	5(4.7)	4(2.9)	6(2.9)		4.90
		Sectional time (s)	14.32	11.26	11.03	10.82	11.56	11.92		
		Cumulative time (s)	70.92	56.60	45.33	34.30	23.48	11.92	1:10.92	
		Speed (m/s)	13.97	17.76	18.13	18.48	17.30	16.78	16.92	
		Stride length (m)	5.67	7.25	7.43	7.52	7.16	7.25	6.98	
		Stride duration (s)	0.402	0.408	0.410	0.407	0.414	0.432	0.413	
		Stride efficiency (%)	50.26	82.04	86.18	88.27	80.05	82.22	76.13	
		Stride count	35.27	27.60	26.93	26.61	27.94	27.57	171.92	

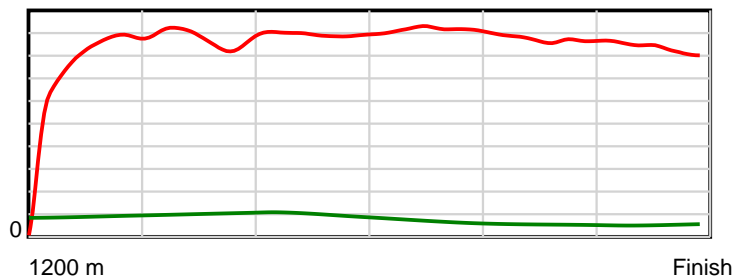
10 m Stride length



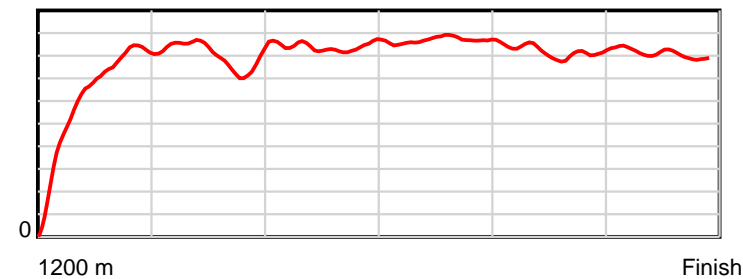
0.6 s Stride duration



20 m/sec Speed



100 % Stride efficiency



Note: Horizontal distance axis grid lines are 200m furlongs.

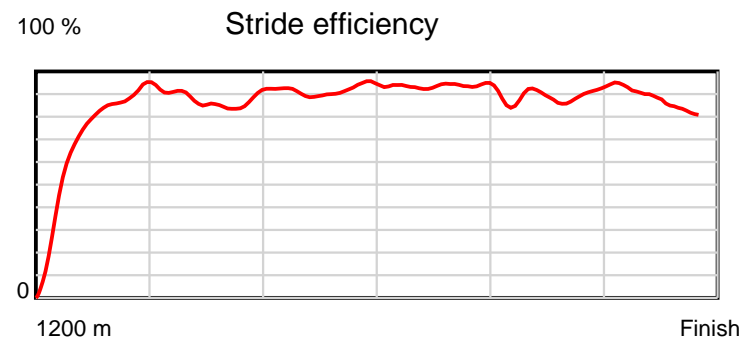
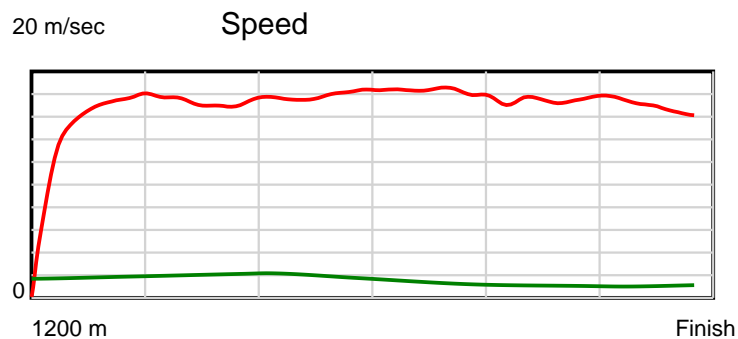
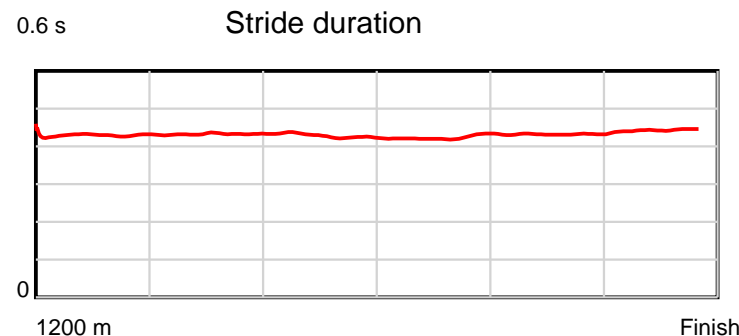
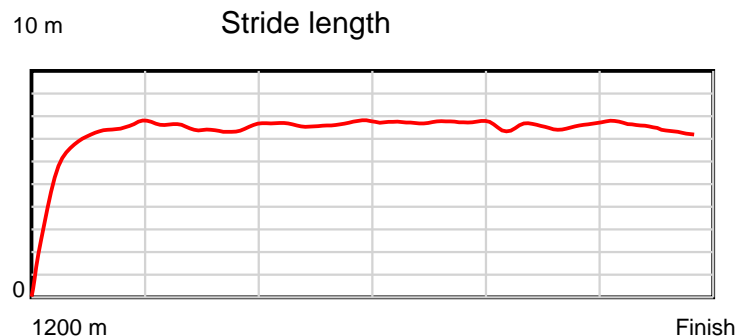
Disclaimer.

Tasracing Pty Ltd and Thoroughbred Ratings Pty Ltd accepts no responsibility for the completeness or accuracy of any of the information contained herein, and makes no representations about its suitability for any particular purpose. Users should make their own judgements about those matters and/or seek independent advice. You assume all risks associated with use of the data provided on this page.

Race Results

December 31, 2014, Race 4, BM82, Distance 1200m, Mowbray - Offset 4m

Result	TAB no.	Horse (Barrier)	1200 to	1000m to	800m to	600m to	400m to	200m to	Total or	Margin
9th	1	Barysh Quest (10)	1000m	800m	600m	400m	200m	WP	Average	
		Position in running (margin)	-	9(3.7)	10(7.2)	11(9.4)	11(8.3)	11(6.7)		6.90
		Sectional time (s)	14.74	11.38	11.16	10.94	11.30	11.77		
		Cumulative time (s)	71.28	56.54	45.16	34.00	23.06	11.77	1:11.28	
		Speed (m/s)	13.57	17.57	17.92	18.28	17.70	16.99	16.84	
		Stride length (m)	5.84	7.60	7.69	7.72	7.65	7.52	7.26	
		Stride duration (s)	0.428	0.432	0.429	0.422	0.432	0.442	0.431	
		Stride efficiency (%)	53.31	90.23	92.37	93.20	91.36	88.39	82.43	
		Stride count	34.24	26.32	26.01	25.90	26.16	26.59	165.22	



Note: Horizontal distance axis grid lines are 200m furlongs.

Disclaimer.

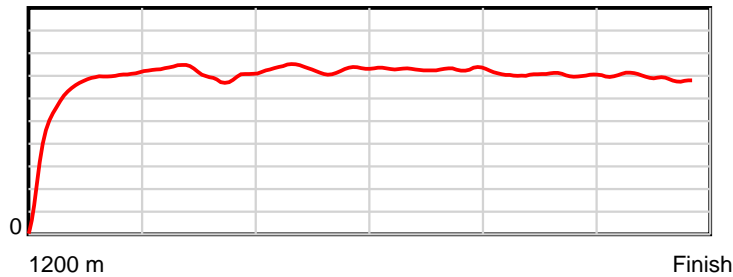
Tasracing Pty Ltd and Thoroughbred Ratings Pty Ltd accepts no responsibility for the completeness or accuracy of any of the information contained herein, and makes no representations about its suitability for any particular purpose. Users should make their own judgements about those matters and/or seek independent advice. You assume all risks associated with use of the data provided on this page.

Race Results

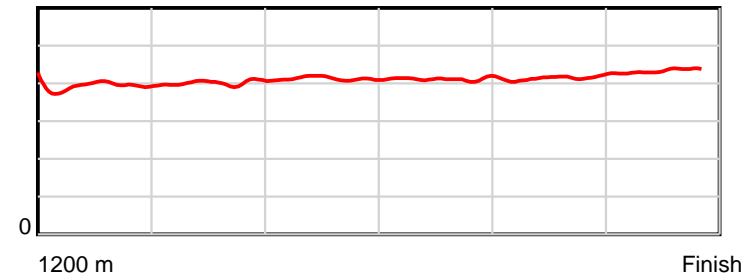
December 31, 2014, Race 4, BM82, Distance 1200m, Mowbray - Offset 4m

Result	TAB no.	Horse (Barrier)	1200 to	1000m to	800m to	600m to	400m to	200m to	Total or	Margin
10th	9	Difrent (2)	1000m	800m	600m	400m	200m	WP	Average	
		Position in running (margin)	-	2(0.2)	3(2.1)	3(3.4)	5(3.3)	7(3.7)		7.00
		Sectional time (s)	14.16	11.10	11.01	11.11	11.64	12.28		
		Cumulative time (s)	71.30	57.14	46.04	35.03	23.92	12.28	1:11.29	
		Speed (m/s)	14.13	18.02	18.17	18.00	17.18	16.29	16.83	
		Stride length (m)	5.58	7.22	7.49	7.40	7.10	7.04	6.90	
		Stride duration (s)	0.396	0.401	0.413	0.411	0.413	0.432	0.410	
		Stride efficiency (%)	48.73	81.50	87.70	85.60	78.69	77.38	74.47	
		Stride count	35.82	27.69	26.70	27.02	28.18	28.42	173.83	

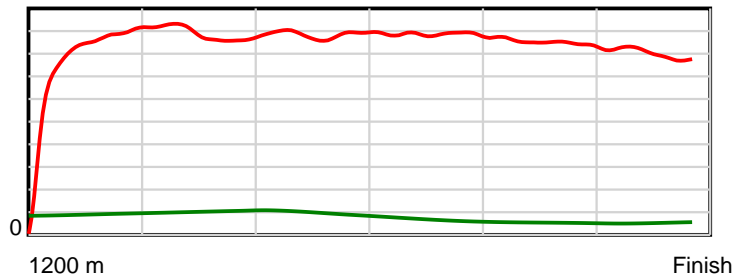
10 m Stride length



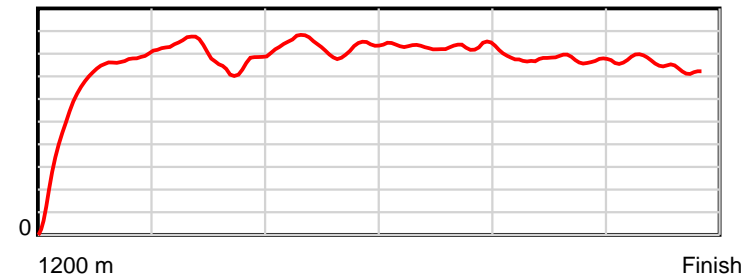
0.6 s Stride duration



20 m/sec Speed



100 % Stride efficiency



Note: Horizontal distance axis grid lines are 200m furlongs.

Disclaimer.

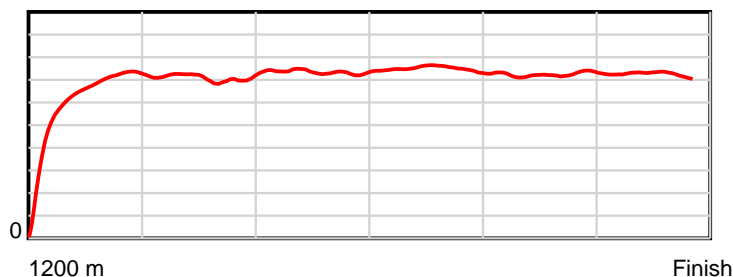
Tasracing Pty Ltd and Thoroughbred Ratings Pty Ltd accepts no responsibility for the completeness or accuracy of any of the information contained herein, and makes no representations about its suitability for any particular purpose. Users should make their own judgements about those matters and/or seek independent advice. You assume all risks associated with use of the data provided on this page.

Race Results

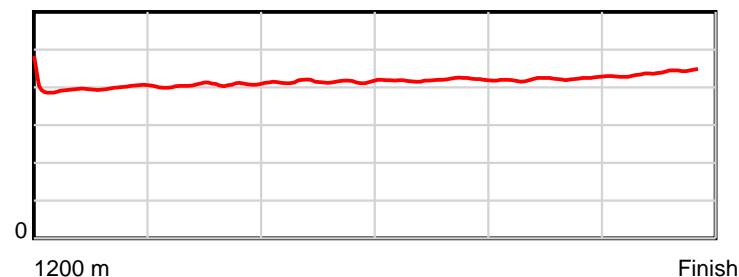
December 31, 2014, Race 4, BM82, Distance 1200m, Mowbray - Offset 4m

Result	TAB no.	Horse (Barrier)	1200 to	1000m to	800m to	600m to	400m to	200m to	Total or	Margin
11th	7	Mr Fashion (4)	1000m	800m	600m	400m	200m	WP	Average	
		Position in running (margin)	-	4(1.9)	5(4.2)	4(4.6)	6(4.6)	9(5.1)		7.10
		Sectional time (s)	14.53	11.17	10.87	11.13	11.64	11.98		
		Cumulative time (s)	71.32	56.79	45.62	34.75	23.62	11.98	1:11.31	
		Speed (m/s)	13.77	17.91	18.40	17.97	17.18	16.69	16.83	
		Stride length (m)	5.65	7.27	7.61	7.55	7.24	7.30	7.03	
		Stride duration (s)	0.406	0.406	0.414	0.420	0.421	0.438	0.418	
		Stride efficiency (%)	49.96	82.52	90.53	88.99	81.97	83.38	77.26	
		Stride count	35.37	27.52	26.28	26.50	27.61	27.38	170.66	

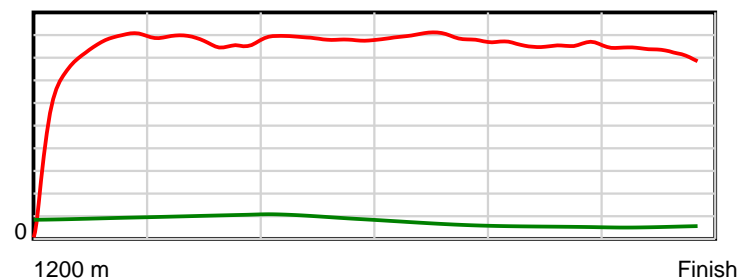
10 m Stride length



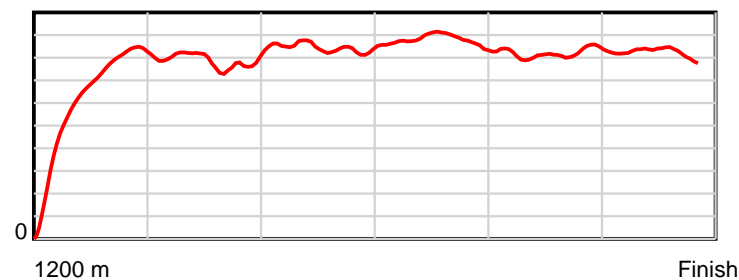
0.6 s Stride duration



20 m/sec Speed



100 % Stride efficiency



Note: Horizontal distance axis grid lines are 200m furlongs.

Disclaimer.

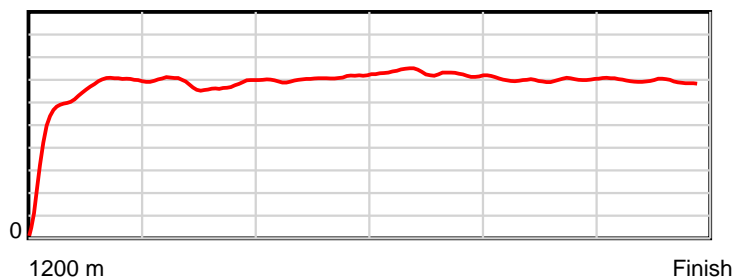
Tasracing Pty Ltd and Thoroughbred Ratings Pty Ltd accepts no responsibility for the completeness or accuracy of any of the information contained herein, and makes no representations about its suitability for any particular purpose. Users should make their own judgements about those matters and/or seek independent advice. You assume all risks associated with use of the data provided on this page.

Race Results

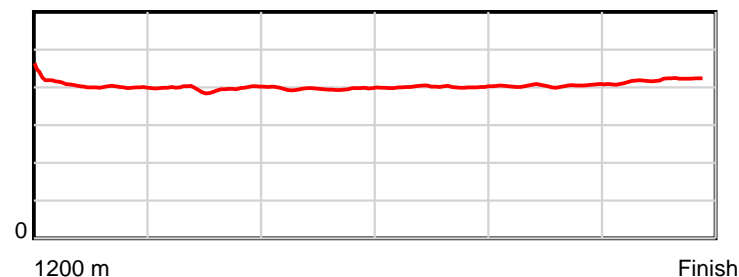
December 31, 2014, Race 4, BM82, Distance 1200m, Mowbray - Offset 4m

Result	TAB no.	Horse (Barrier)	1200 to	1000m to	800m to	600m to	400m to	200m to	Total or	Margin
12th	12	Vision of Beau... (1)	1000m	800m	600m	400m	200m	WP	Average	
		Position in running (margin)	-	7(2.6)	9(6.6)	9(7.1)	8(5.3)	10(5.2)		7.60
		Sectional time (s)	14.73	11.46	10.88	10.83	11.53	11.97		
		Cumulative time (s)	71.41	56.68	45.22	34.34	23.51	11.97	1:11.40	
		Speed (m/s)	13.58	17.45	18.38	18.47	17.35	16.71	16.81	
		Stride length (m)	5.59	6.91	7.29	7.39	7.01	6.98	6.80	
		Stride duration (s)	0.404	0.396	0.396	0.400	0.404	0.418	0.405	
		Stride efficiency (%)	48.80	74.72	82.97	85.40	76.80	76.12	72.32	
		Stride count	35.79	28.92	27.45	27.05	28.53	28.66	176.40	

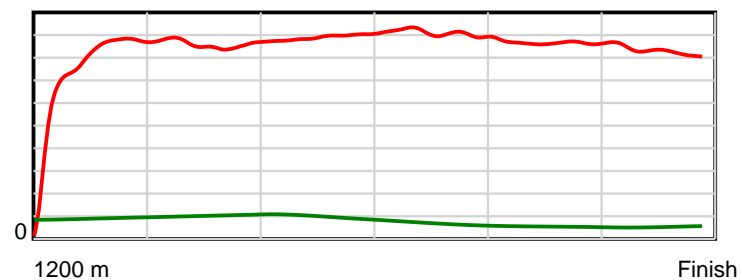
10 m Stride length



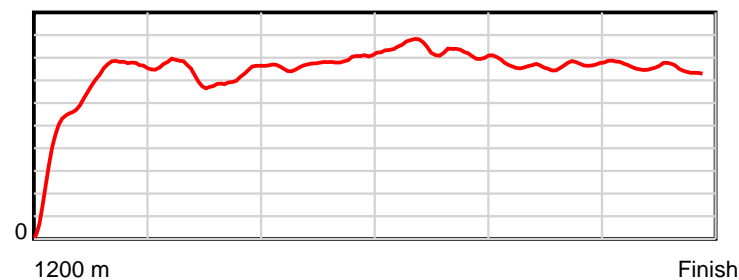
0.6 s Stride duration



20 m/sec Speed



100 % Stride efficiency



Note: Horizontal distance axis grid lines are 200m furlongs.

Disclaimer.

Tasracing Pty Ltd and Thoroughbred Ratings Pty Ltd accepts no responsibility for the completeness or accuracy of any of the information contained herein, and makes no representations about its suitability for any particular purpose. Users should make their own judgements about those matters and/or seek independent advice. You assume all risks associated with use of the data provided on this page.