



Race Results

Devonport Racing Club, Devonport Synthetic, January 07, 2015

Compilation date: January 8, 2015, 2:09:53 PM (EST)

Copyright © 2015 Tasracing Pty Ltd. All rights reserved.

Trademarks.

StrideMASTER is a registered trademark of Thoroughbred Ratings Pty Ltd.

Disclaimer.

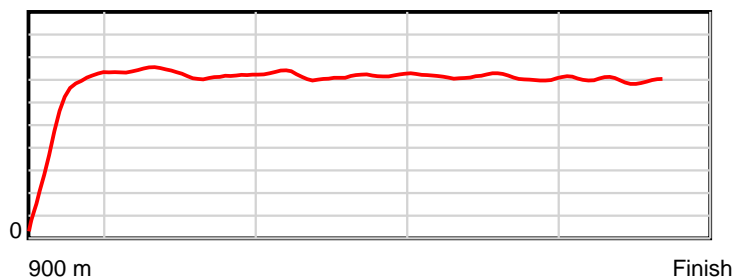
Tasracing Pty Ltd and Thoroughbred Ratings Pty Ltd accepts no responsibility for the completeness or accuracy of any of the information contained herein, and makes no representations about its suitability for any particular purpose. Users should make their own judgements about those matters and/or seek independent advice. You assume all risks associated with use of the data provided on this page.

Race Results

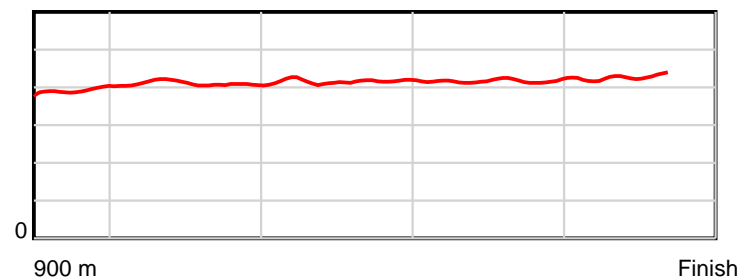
January 07, 2015, Race 1, MDN-SW, Distance 900m, Spreyton - Offset 0m

Result	TAB no.	Horse (Barrier)	900 to	800m to	600m to	400m to	200m to	Total or	Margin
1st	4	Nuclear Hero (6)	800m	600m	400m	200m	WP	Average	
		Position in running (margin)	-	10(5.5)	3(1.5)	3(4.0)	3(4.4)		0.00
		Sectional time (s)	9.13	10.08	11.66	11.59	12.06		
		Cumulative time (s)	54.52	45.39	35.31	23.66	12.06	0:54.52	
		Speed (m/s)	10.95	19.84	17.15	17.26	16.58	16.51	
		Stride length (m)	4.25	8.12	7.08	7.18	7.05	6.79	
		Stride duration (s)	0.388	0.409	0.413	0.416	0.425	0.411	
		Stride efficiency (%)	28.25	102.96	78.42	80.65	77.66	71.99	
		Stride count	23.52	24.64	28.23	27.84	28.37	132.60	

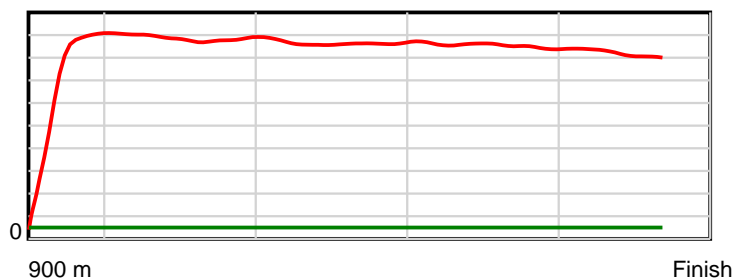
10 m Stride length



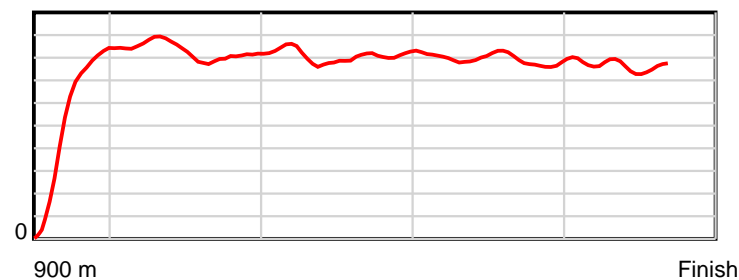
0.6 s Stride duration



20 m/sec Speed



100 % Stride efficiency



Note: Horizontal distance axis grid lines are 200m furlongs.

Disclaimer.

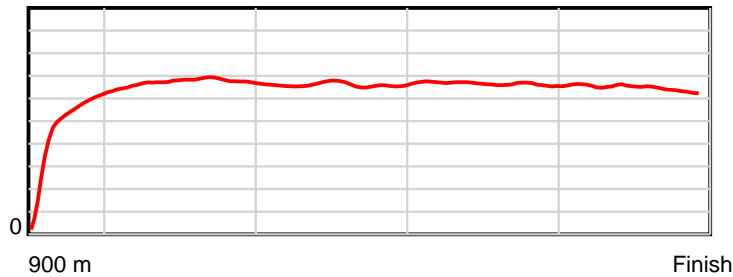
Tasracing Pty Ltd and Thoroughbred Ratings Pty Ltd accepts no responsibility for the completeness or accuracy of any of the information contained herein, and makes no representations about its suitability for any particular purpose. Users should make their own judgements about those matters and/or seek independent advice. You assume all risks associated with use of the data provided on this page.

Race Results

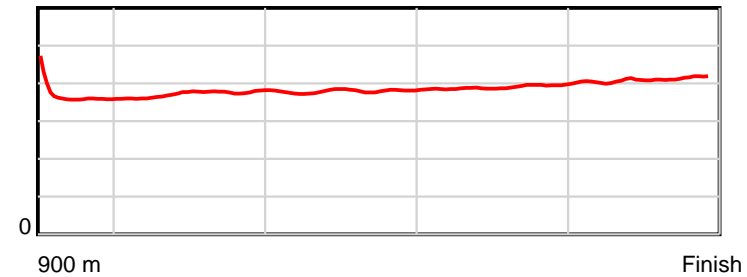
January 07, 2015, Race 1, MDN-SW, Distance 900m, Spreyton - Offset 0m

Result	TAB no.	Horse (Barrier)	900 to	800m to	600m to	400m to	200m to	Total or	Margin
2nd	7	Islandsinthest... (4)	800m	600m	400m	200m	WP	Average	
		Position in running (margin)	-	1(0.0)	2(0.4)	2(1.7)	2(2.0)		1.30
		Sectional time (s)	8.27	10.82	11.46	11.57	12.63		
		Cumulative time (s)	54.76	46.49	35.67	24.20	12.63	0:54.76	
		Speed (m/s)	12.10	18.48	17.45	17.29	15.84	16.44	
		Stride length (m)	4.63	6.89	6.61	6.73	6.49	6.36	
		Stride duration (s)	0.376	0.373	0.379	0.389	0.410	0.387	
		Stride efficiency (%)	33.48	74.10	68.32	70.71	65.73	63.24	
		Stride count	21.61	29.04	30.25	29.73	30.84	141.47	

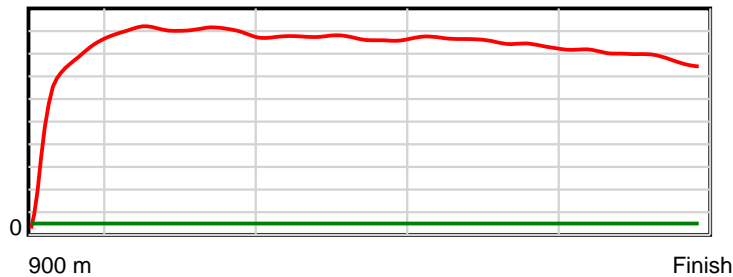
10 m Stride length



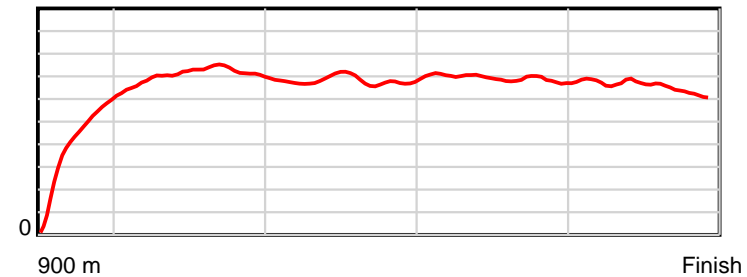
0.6 s Stride duration



20 m/sec Speed



100 % Stride efficiency



Note: Horizontal distance axis grid lines are 200m furlongs.

Disclaimer.

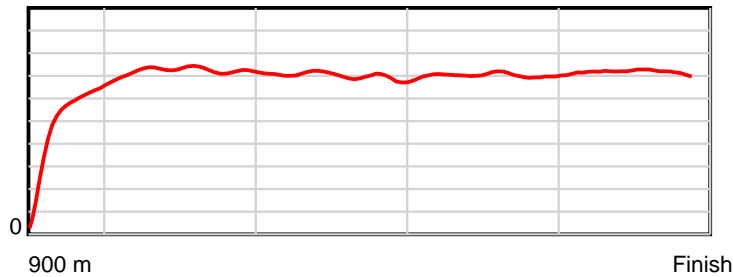
Tasracing Pty Ltd and Thoroughbred Ratings Pty Ltd accepts no responsibility for the completeness or accuracy of any of the information contained herein, and makes no representations about its suitability for any particular purpose. Users should make their own judgements about those matters and/or seek independent advice. You assume all risks associated with use of the data provided on this page.

Race Results

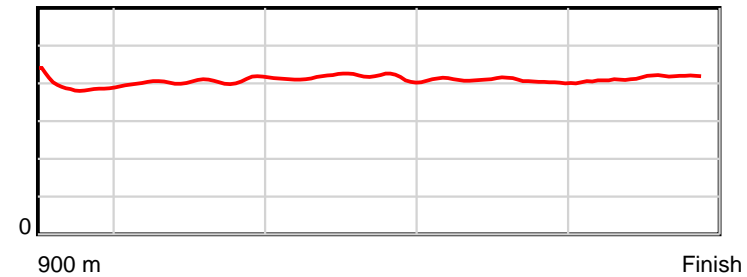
January 07, 2015, Race 1, MDN-SW, Distance 900m, Spreyton - Offset 0m

Result	TAB no.	Horse (Barrier)	900 to	800m to	600m to	400m to	200m to	Total or	Margin
3rd	11	Rusty Barrel (2)	800m	600m	400m	200m	WP	Average	
		Position in running (margin)	-	9(4.4)	9(4.9)	9(8.3)	6(8.3)		1.60
		Sectional time (s)	9.01	10.84	11.82	11.52	11.62		
		Cumulative time (s)	54.81	45.80	34.96	23.14	11.62	0:54.81	
		Speed (m/s)	11.10	18.45	16.92	17.36	17.21	16.42	
		Stride length (m)	4.50	7.48	7.04	7.08	7.12	6.73	
		Stride duration (s)	0.395	0.405	0.416	0.408	0.414	0.410	
		Stride efficiency (%)	31.68	87.52	77.41	78.28	79.26	70.82	
		Stride count	22.21	26.72	28.42	28.26	28.08	133.69	

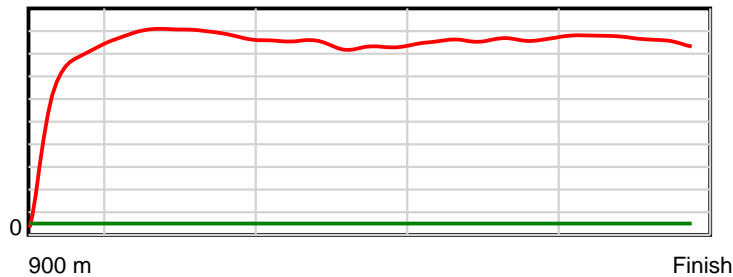
10 m Stride length



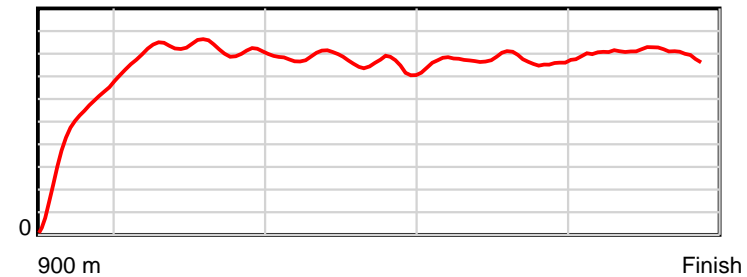
0.6 s Stride duration



20 m/sec Speed



100 % Stride efficiency



Note: Horizontal distance axis grid lines are 200m furlongs.

Disclaimer.

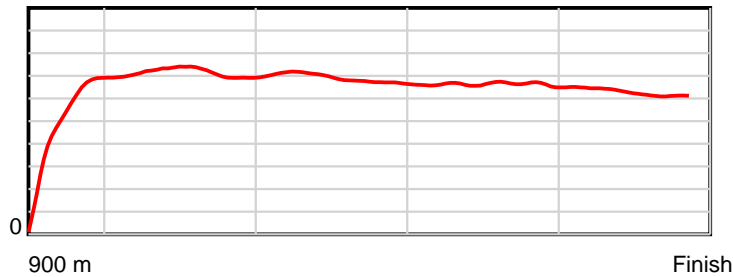
Tasracing Pty Ltd and Thoroughbred Ratings Pty Ltd accepts no responsibility for the completeness or accuracy of any of the information contained herein, and makes no representations about its suitability for any particular purpose. Users should make their own judgements about those matters and/or seek independent advice. You assume all risks associated with use of the data provided on this page.

Race Results

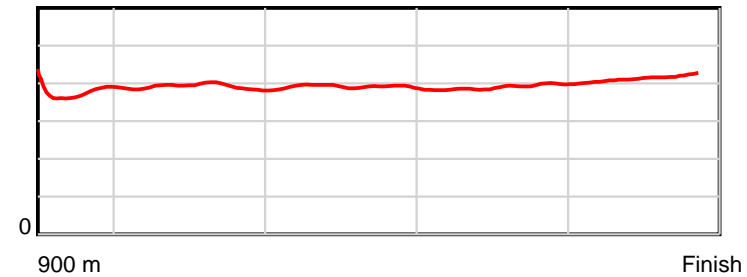
January 07, 2015, Race 1, MDN-SW, Distance 900m, Spreyton - Offset 0m

Result	TAB no.	Horse (Barrier)	900 to	800m to	600m to	400m to	200m to	Total or	Margin
4th	2	Golnali (1)	800m	600m	400m	200m	WP	Average	
		Position in running (margin)	-	4(1.2)	1(0.0)	1(0.0)	1(0.0)		2.90
		Sectional time (s)	8.57	10.55	11.24	11.52	13.17		
		Cumulative time (s)	55.05	46.48	35.93	24.69	13.17	0:55.05	
		Speed (m/s)	11.67	18.96	17.79	17.36	15.19	16.35	
		Stride length (m)	4.41	7.42	6.97	6.75	6.28	6.44	
		Stride duration (s)	0.379	0.391	0.391	0.389	0.413	0.394	
		Stride efficiency (%)	30.39	85.92	75.81	71.20	61.61	64.73	
		Stride count	22.68	26.97	28.71	29.63	31.85	139.84	

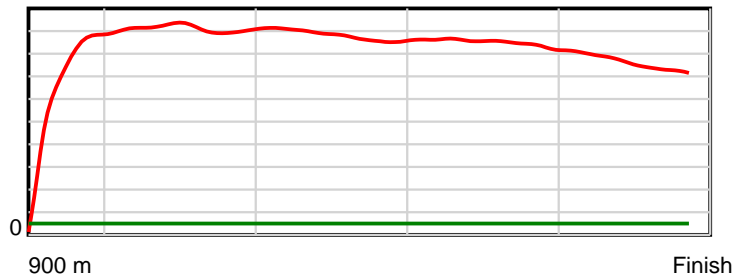
10 m Stride length



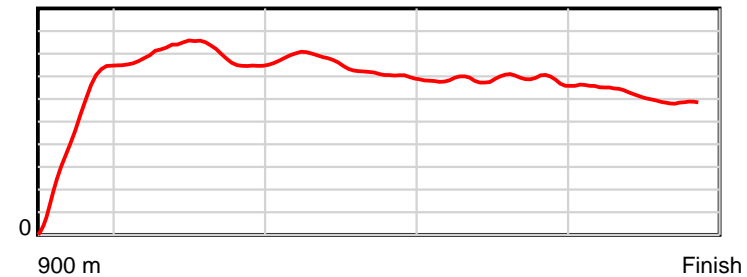
0.6 s Stride duration



20 m/sec Speed



100 % Stride efficiency



Note: Horizontal distance axis grid lines are 200m furlongs.

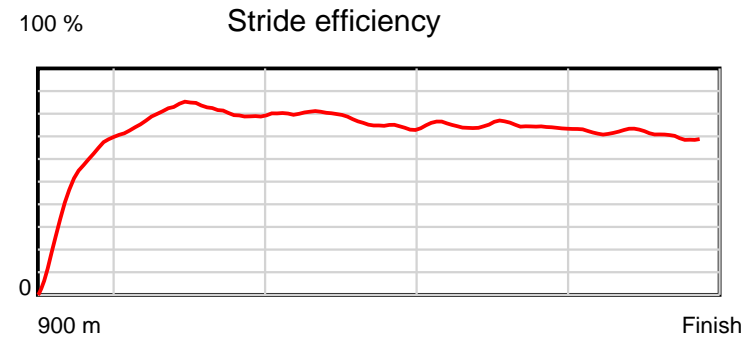
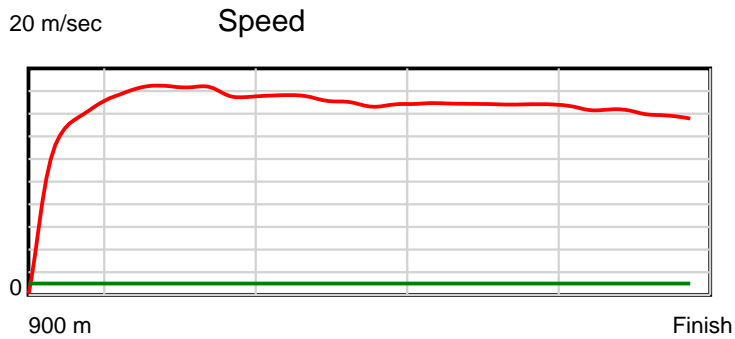
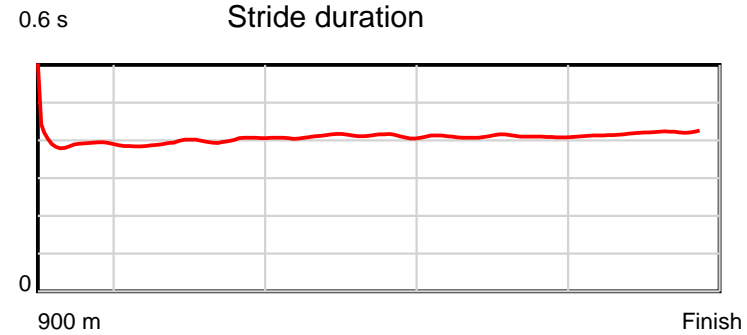
Disclaimer.

Tasracing Pty Ltd and Thoroughbred Ratings Pty Ltd accepts no responsibility for the completeness or accuracy of any of the information contained herein, and makes no representations about its suitability for any particular purpose. Users should make their own judgements about those matters and/or seek independent advice. You assume all risks associated with use of the data provided on this page.

Race Results

January 07, 2015, Race 1, MDN-SW, Distance 900m, Spreyton - Offset 0m

Result	TAB no.	Horse (Barrier)	900 to	800m to	600m to	400m to	200m to	Total or	Margin
5th	5	Big Pegg (3)	800m	600m	400m	200m	WP	Average	
		Position in running (margin)	-	7(2.5)	4(2.0)	4(4.2)	4(4.9)		3.10
		Sectional time (s)	8.71	10.66	11.61	11.64	12.47		
		Cumulative time (s)	55.09	46.38	35.72	24.11	12.47	0:55.09	
		Speed (m/s)	11.48	18.76	17.23	17.18	16.04	16.34	
		Stride length (m)	4.67	7.42	7.07	7.05	6.72	6.68	
		Stride duration (s)	0.390	0.396	0.411	0.410	0.419	0.409	
		Stride efficiency (%)	34.09	86.12	78.21	77.60	70.48	69.68	
		Stride count	21.41	26.94	28.27	28.38	29.78	134.78	



Note: Horizontal distance axis grid lines are 200m furlongs.

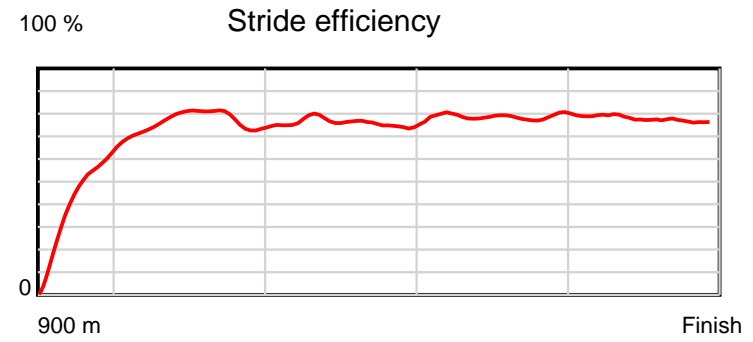
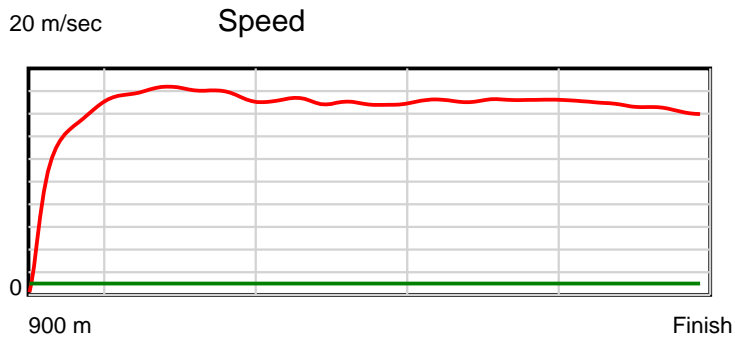
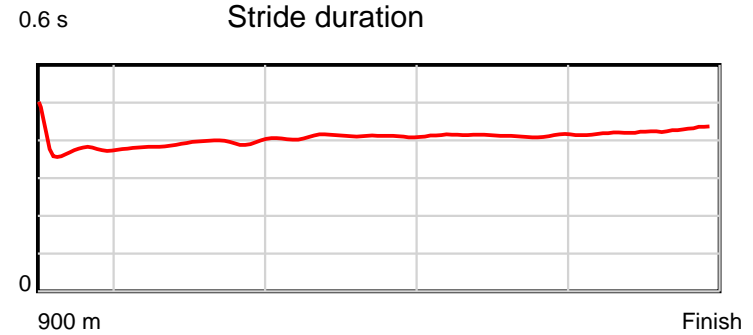
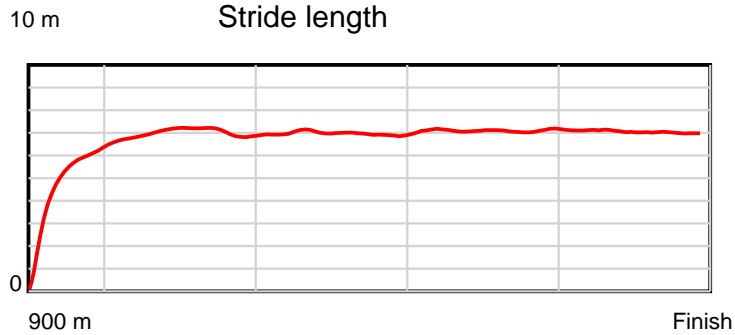
Disclaimer.

Tasracing Pty Ltd and Thoroughbred Ratings Pty Ltd accepts no responsibility for the completeness or accuracy of any of the information contained herein, and makes no representations about its suitability for any particular purpose. Users should make their own judgements about those matters and/or seek independent advice. You assume all risks associated with use of the data provided on this page.

Race Results

January 07, 2015, Race 1, MDN-SW, Distance 900m, Spreyton - Offset 0m

Result	TAB no.	Horse (Barrier)	900 to	800m to	600m to	400m to	200m to	Total or	Margin
6th	3	Shinziggy (7)	800m	600m	400m	200m	WP	Average	
		Position in running (margin)	-	2(0.8)	6(2.7)	5(6.7)	5(7.0)		3.60
		Sectional time (s)	8.51	11.07	11.90	11.59	12.11		
		Cumulative time (s)	55.18	46.67	35.60	23.70	12.11	0:55.18	
		Speed (m/s)	11.75	18.07	16.81	17.26	16.52	16.31	
		Stride length (m)	4.60	7.08	6.88	7.13	7.02	6.64	
		Stride duration (s)	0.383	0.392	0.409	0.413	0.425	0.407	
		Stride efficiency (%)	33.12	78.27	73.86	79.42	77.08	68.84	
		Stride count	21.72	28.26	29.09	28.05	28.48	135.60	



Note: Horizontal distance axis grid lines are 200m furlongs.

Disclaimer.

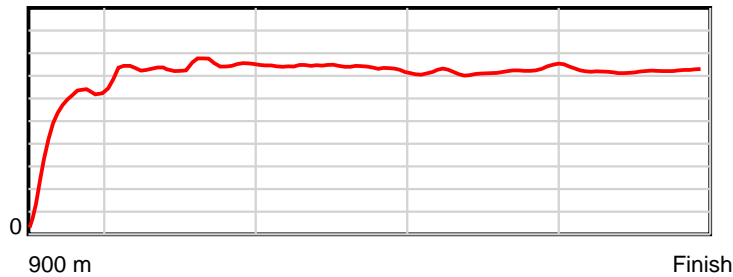
Tasracing Pty Ltd and Thoroughbred Ratings Pty Ltd accepts no responsibility for the completeness or accuracy of any of the information contained herein, and makes no representations about its suitability for any particular purpose. Users should make their own judgements about those matters and/or seek independent advice. You assume all risks associated with use of the data provided on this page.

Race Results

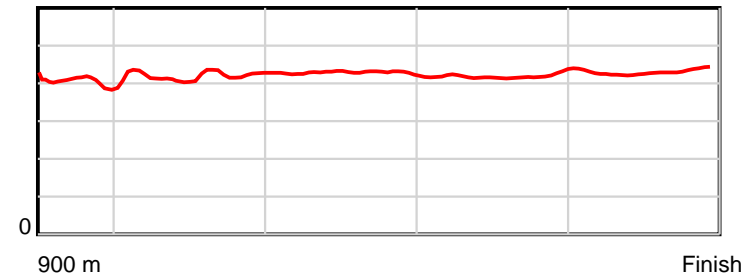
January 07, 2015, Race 1, MDN-SW, Distance 900m, Spreyton - Offset 0m

Result	TAB no.	Horse (Barrier)	900 to	800m to	600m to	400m to	200m to	Total or	Margin
7th	1	Glenferry Road (10)	800m	600m	400m	200m	WP	Average	
		Position in running (margin)	-	6(2.4)	8(4.5)	8(8.2)	7(9.3)		5.00
		Sectional time (s)	8.84	11.09	11.86	11.70	11.95		
		Cumulative time (s)	55.44	46.60	35.51	23.65	11.95	0:55.44	
		Speed (m/s)	11.31	18.03	16.86	17.09	16.74	16.23	
		Stride length (m)	4.55	7.42	7.20	7.16	7.22	6.80	
		Stride duration (s)	0.391	0.411	0.427	0.419	0.431	0.419	
		Stride efficiency (%)	32.39	85.99	80.94	80.03	81.46	72.24	
		Stride count	21.97	26.96	27.79	27.95	27.70	132.37	

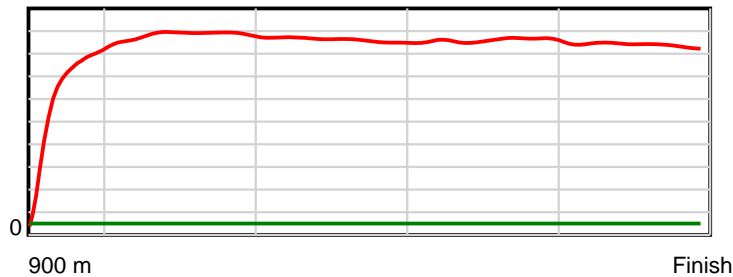
10 m Stride length



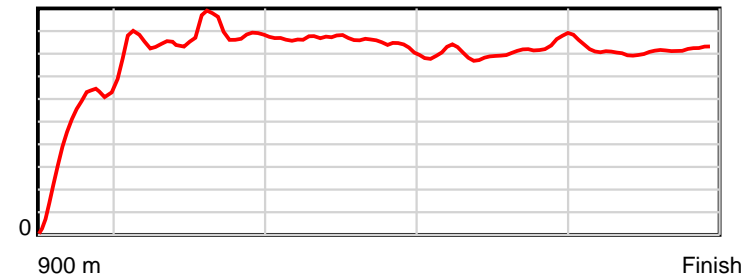
0.6 s Stride duration



20 m/sec Speed



100 % Stride efficiency



Note: Horizontal distance axis grid lines are 200m furlongs.

Disclaimer.

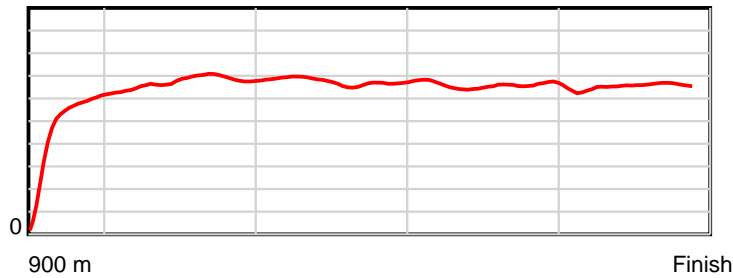
Tasracing Pty Ltd and Thoroughbred Ratings Pty Ltd accepts no responsibility for the completeness or accuracy of any of the information contained herein, and makes no representations about its suitability for any particular purpose. Users should make their own judgements about those matters and/or seek independent advice. You assume all risks associated with use of the data provided on this page.

Race Results

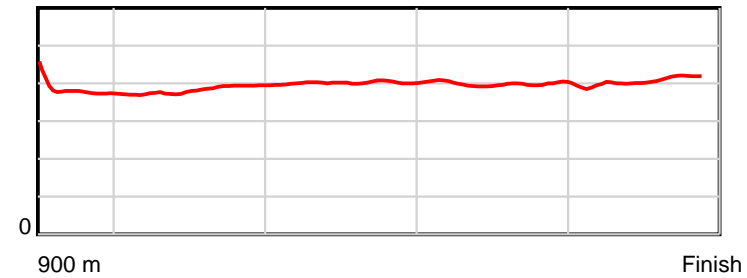
January 07, 2015, Race 1, MDN-SW, Distance 900m, Spreyton - Offset 0m

Result	TAB no.	Horse (Barrier)	900 to	800m to	600m to	400m to	200m to	Total or	Margin
8th	8	Joyville (5)	800m	600m	400m	200m	WP	Average	
		Position in running (margin)	-	5(1.7)	7(2.8)	6(7.1)	8(9.3)		6.70
		Sectional time (s)	8.68	10.92	11.97	11.88	12.33		
		Cumulative time (s)	55.77	47.09	36.17	24.21	12.33	0:55.77	
		Speed (m/s)	11.53	18.32	16.71	16.84	16.22	16.14	
		Stride length (m)	4.54	6.98	6.70	6.71	6.57	6.39	
		Stride duration (s)	0.387	0.381	0.401	0.399	0.405	0.396	
		Stride efficiency (%)	32.25	76.23	70.12	70.43	67.47	63.90	
		Stride count	22.01	28.64	29.86	29.79	30.44	140.74	

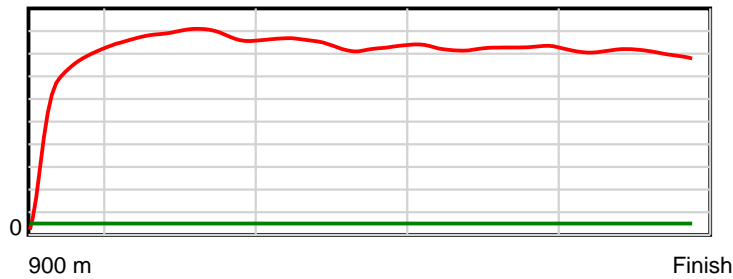
10 m Stride length



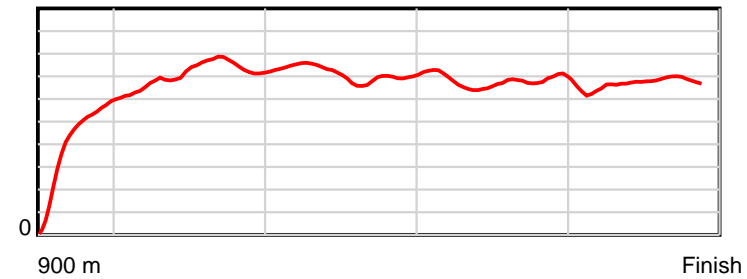
0.6 s Stride duration



20 m/sec Speed



100 % Stride efficiency



Note: Horizontal distance axis grid lines are 200m furlongs.

Disclaimer.

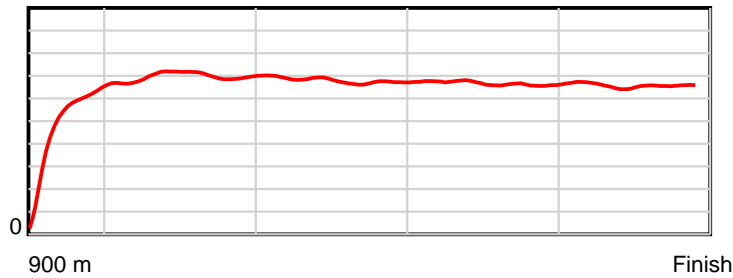
Tasracing Pty Ltd and Thoroughbred Ratings Pty Ltd accepts no responsibility for the completeness or accuracy of any of the information contained herein, and makes no representations about its suitability for any particular purpose. Users should make their own judgements about those matters and/or seek independent advice. You assume all risks associated with use of the data provided on this page.

Race Results

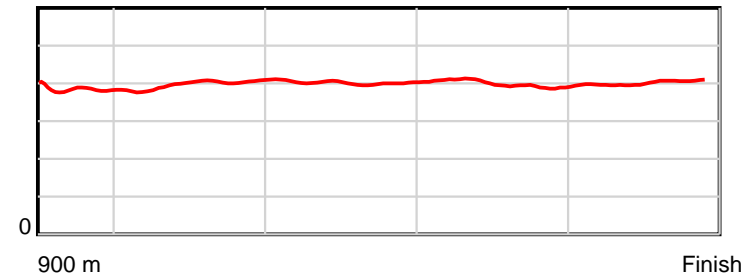
January 07, 2015, Race 1, MDN-SW, Distance 900m, Spreyton - Offset 0m

Result	TAB no.	Horse (Barrier)	900 to	800m to	600m to	400m to	200m to	Total or	Margin
9th	9	Mary Three (9)	800m	600m	400m	200m	WP	Average	
		Position in running (margin)	-	8(3.0)	10(5.2)	10(9.2)	9(11.2)		8.20
		Sectional time (s)	8.87	11.12	11.91	11.85	12.29		
		Cumulative time (s)	56.05	47.18	36.06	24.14	12.29	0:56.05	
		Speed (m/s)	11.27	17.99	16.79	16.88	16.27	16.06	
		Stride length (m)	4.43	7.12	6.75	6.72	6.54	6.40	
		Stride duration (s)	0.381	0.396	0.402	0.398	0.402	0.399	
		Stride efficiency (%)	30.62	79.32	71.17	70.64	66.81	63.99	
		Stride count	22.59	28.07	29.64	29.75	30.59	140.64	

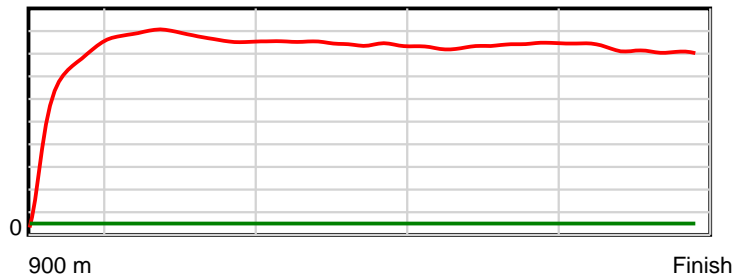
10 m Stride length



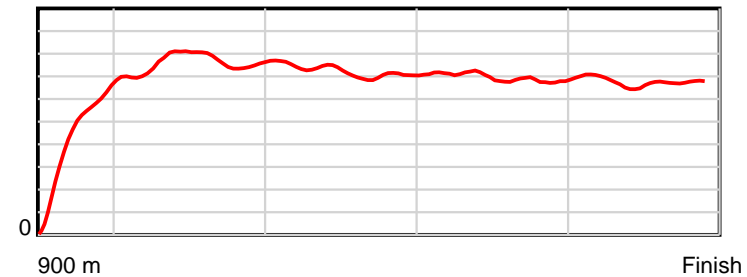
0.6 s Stride duration



20 m/sec Speed



100 % Stride efficiency



Note: Horizontal distance axis grid lines are 200m furlongs.

Disclaimer.

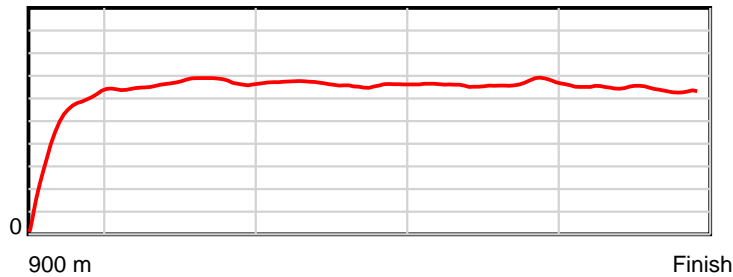
Tasracing Pty Ltd and Thoroughbred Ratings Pty Ltd accepts no responsibility for the completeness or accuracy of any of the information contained herein, and makes no representations about its suitability for any particular purpose. Users should make their own judgements about those matters and/or seek independent advice. You assume all risks associated with use of the data provided on this page.

Race Results

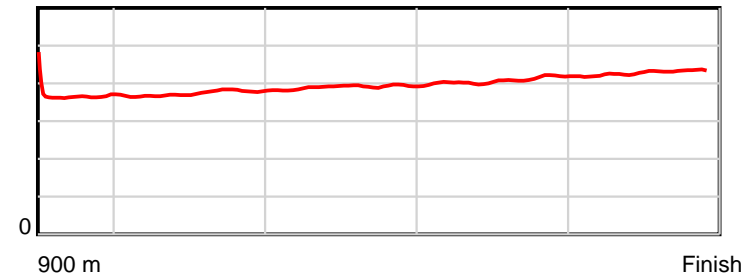
January 07, 2015, Race 1, MDN-SW, Distance 900m, Spreyton - Offset 0m

Result	TAB no.	Horse (Barrier)	900 to	800m to	600m to	400m to	200m to	Total or	Margin
10th	10	Medleys (8)	800m	600m	400m	200m	WP	Average	
		Position in running (margin)	-	3(1.2)	5(2.7)	7(7.7)	10(11.7)		16.10
		Sectional time (s)	9.08	11.00	12.08	12.19	13.27		
		Cumulative time (s)	57.61	48.53	37.53	25.45	13.27	0:57.61	
		Speed (m/s)	11.01	18.18	16.56	16.41	15.07	15.62	
		Stride length (m)	4.50	6.77	6.46	6.67	6.44	6.26	
		Stride duration (s)	0.382	0.373	0.390	0.406	0.427	0.401	
		Stride efficiency (%)	31.63	71.71	65.20	69.54	64.77	61.25	
		Stride count	22.23	29.52	30.96	29.98	31.07	143.76	

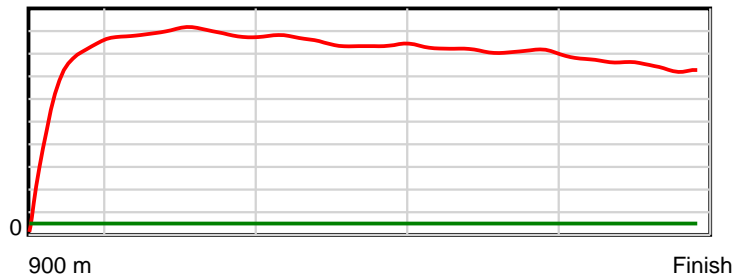
10 m Stride length



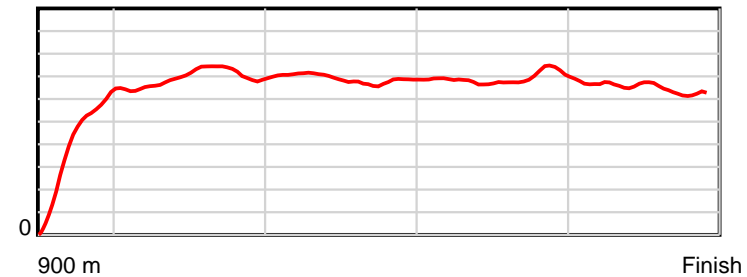
0.6 s Stride duration



20 m/sec Speed



100 % Stride efficiency



Note: Horizontal distance axis grid lines are 200m furlongs.

Disclaimer.

Tasracing Pty Ltd and Thoroughbred Ratings Pty Ltd accepts no responsibility for the completeness or accuracy of any of the information contained herein, and makes no representations about its suitability for any particular purpose. Users should make their own judgements about those matters and/or seek independent advice. You assume all risks associated with use of the data provided on this page.