



Race Results

Devonport Racing Club, Devonport Synthetic, January 07, 2015

Compilation date: January 8, 2015, 2:15:18 PM (EST)

Copyright © 2015 Tasracing Pty Ltd. All rights reserved.

Trademarks.

StrideMASTER is a registered trademark of Thoroughbred Ratings Pty Ltd.

Disclaimer.

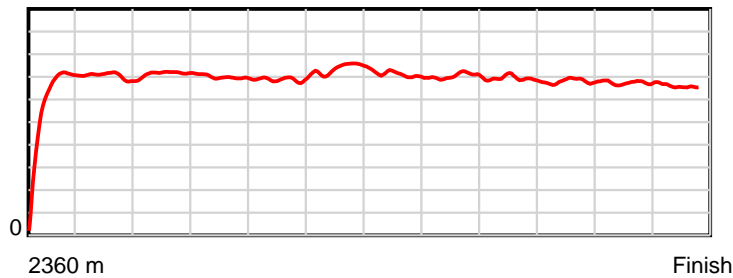
Tasracing Pty Ltd and Thoroughbred Ratings Pty Ltd accepts no responsibility for the completeness or accuracy of any of the information contained herein, and makes no representations about its suitability for any particular purpose. Users should make their own judgements about those matters and/or seek independent advice. You assume all risks associated with use of the data provided on this page.

Race Results

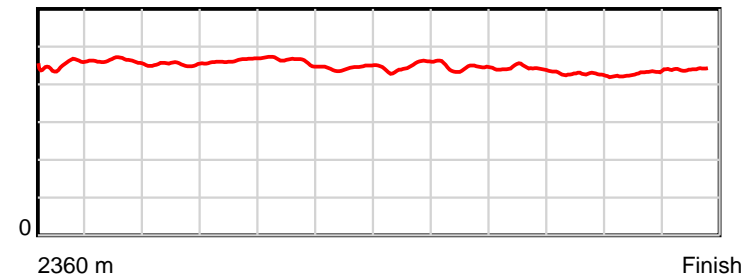
January 07, 2015, Race 4, BM62, Distance 2360m, Spreyton - Offset 0m

Result	TAB no.	Horse (Barrier)	2360 to	2200m to	2000m to	1800m to	1600m to	1400m to	1200m to	1000m to	800m to	600m to	400m to	200m to	Total or	Margin
1st	10	Delightful Wee... (7)	2200m	2000m	1800m	1600m	1400m	1200m	1000m	800m	600m	400m	200m	WP	Average	
		Position in running (margin)	-	10(6.1)	8(10.2)	8(9.0)	8(8.4)	9(8.0)	6(2.2)	1(0.0)	1(0.0)	1(0.0)	1(0.0)	1(0.0)		0.00
		Sectional time (s)	13.56	12.48	12.70	13.03	13.60	12.32	12.34	12.72	12.60	12.77	12.77	13.25		
		Cumulative time (s)	154.17	140.61	128.12	115.42	102.39	88.78	76.46	64.12	51.39	38.80	26.02	13.25	2:34.16	
		Speed (m/s)	11.80	16.03	15.75	15.35	14.71	16.23	16.21	15.72	15.87	15.66	15.66	15.09	15.31	
		Stride length (m)	5.27	7.43	7.13	7.06	6.87	7.20	7.23	7.04	7.06	6.73	6.67	6.65	6.85	
		Stride duration (s)	0.447	0.464	0.453	0.460	0.467	0.444	0.446	0.448	0.444	0.430	0.426	0.441	0.447	
		Stride efficiency (%)	43.42	86.18	79.52	77.90	73.78	80.99	81.62	77.44	77.79	70.86	69.52	69.15	73.24	
		Stride count	30.35	26.93	28.04	28.33	29.11	27.78	27.67	28.41	28.35	29.70	29.99	30.07	344.73	

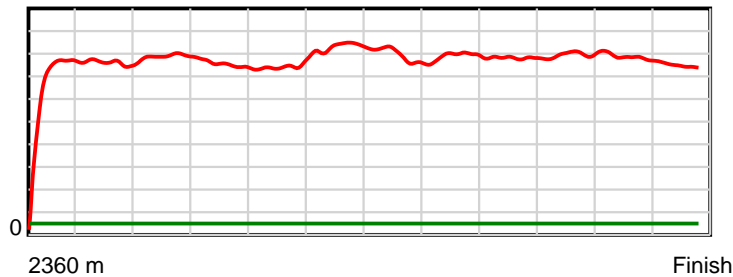
10 m Stride length



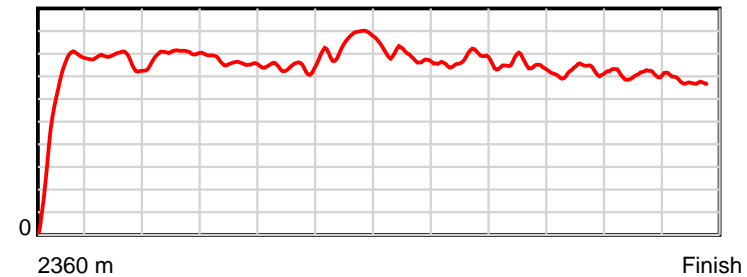
0.6 s Stride duration



20 m/sec Speed



100 % Stride efficiency



Note: Horizontal distance axis grid lines are 200m furlongs.

Disclaimer.

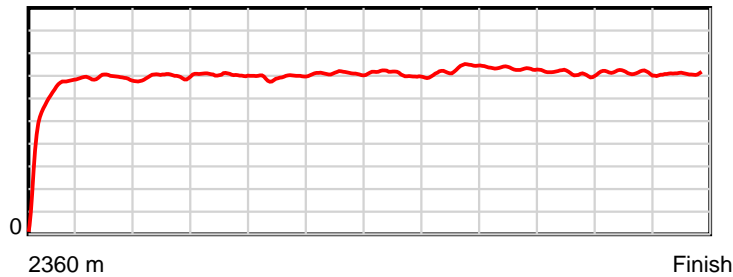
Tasracing Pty Ltd and Thoroughbred Ratings Pty Ltd accepts no responsibility for the completeness or accuracy of any of the information contained herein, and makes no representations about its suitability for any particular purpose. Users should make their own judgements about those matters and/or seek independent advice. You assume all risks associated with use of the data provided on this page.

Race Results

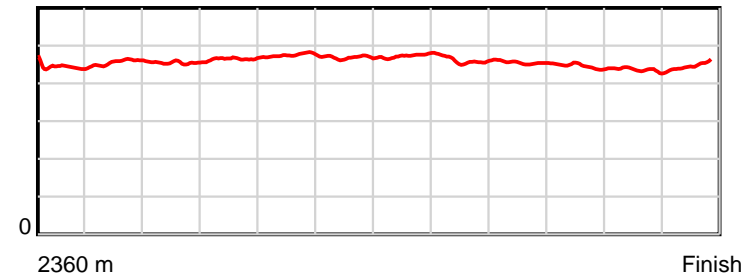
January 07, 2015, Race 4, BM62, Distance 2360m, Spreyton - Offset 0m

Result	TAB no.	Horse (Barrier)	2360 to	2200m to	2000m to	1800m to	1600m to	1400m to	1200m to	1000m to	800m to	600m to	400m to	200m to	Total or	Margin
2nd	8	Digger's Dame (10)	2200m	2000m	1800m	1600m	1400m	1200m	1000m	800m	600m	400m	200m	WP	Average	
		Position in running (margin)	-	8(4.3)	11(11.2)	11(11.6)	11(9.9)	10(9.6)	11(8.7)	11(10.6)	11(10.8)	11(9.5)	11(8.4)	7(5.5)		2.00
		Sectional time (s)	13.43	12.96	12.96	12.86	13.62	13.14	13.02	12.76	12.39	12.59	12.28	12.57		
		Cumulative time (s)	154.56	141.13	128.18	115.22	102.36	88.74	75.60	62.58	49.82	37.44	24.85	12.57	2:34.56	
		Speed (m/s)	11.91	15.43	15.43	15.55	14.68	15.22	15.36	15.67	16.14	15.89	16.29	15.91	15.27	
		Stride length (m)	5.40	7.02	7.02	7.20	6.97	7.14	7.23	7.26	7.36	7.11	7.11	7.08	6.98	
		Stride duration (s)	0.446	0.455	0.455	0.463	0.474	0.469	0.471	0.463	0.456	0.448	0.437	0.445	0.457	
		Stride efficiency (%)	45.50	77.01	77.01	81.11	75.87	79.70	81.74	82.39	84.74	79.02	79.10	78.35	76.22	
		Stride count	29.65	28.49	28.49	27.76	28.70	28.00	27.65	27.54	27.16	28.12	28.11	28.24	337.91	

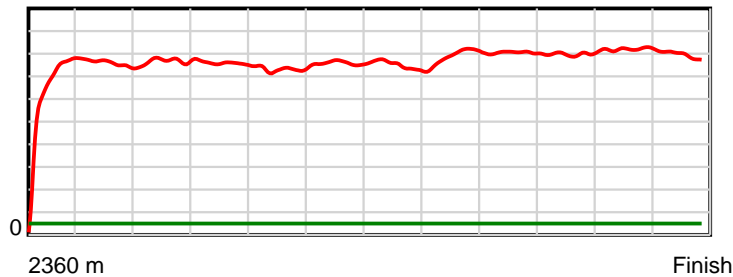
10 m Stride length



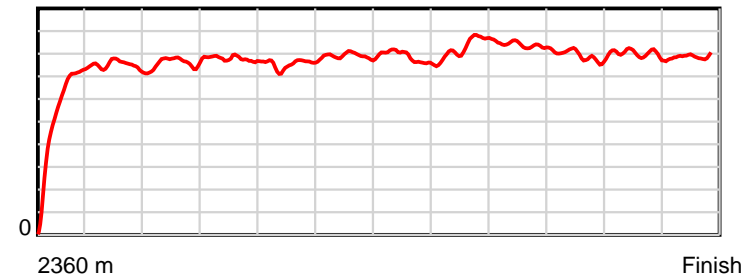
0.6 s Stride duration



20 m/sec Speed



100 % Stride efficiency



Note: Horizontal distance axis grid lines are 200m furlongs.

Disclaimer.

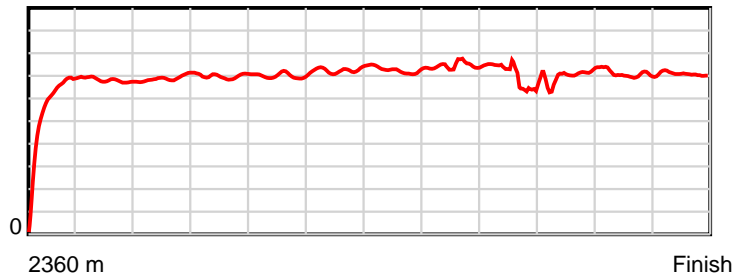
Tasracing Pty Ltd and Thoroughbred Ratings Pty Ltd accepts no responsibility for the completeness or accuracy of any of the information contained herein, and makes no representations about its suitability for any particular purpose. Users should make their own judgements about those matters and/or seek independent advice. You assume all risks associated with use of the data provided on this page.

Race Results

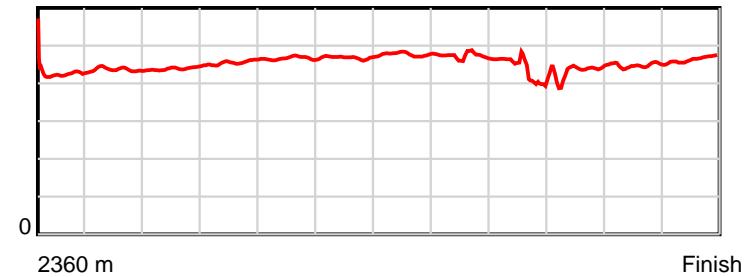
January 07, 2015, Race 4, BM62, Distance 2360m, Spreyton - Offset 0m

Result	TAB no.	Horse (Barrier)	2360 to	2200m to	2000m to	1800m to	1600m to	1400m to	1200m to	1000m to	800m to	600m to	400m to	200m to	Total or	Margin
3rd	5	Our Mummy's Bo... (2)	2200m	2000m	1800m	1600m	1400m	1200m	1000m	800m	600m	400m	200m	WP	Average	
		Position in running (margin)	-	7(3.6)	6(7.2)	5(5.8)	5(5.1)	5(4.0)	5(1.7)	6(5.4)	6(4.9)	6(3.8)	4(3.0)	4(3.0)		2.80
		Sectional time (s)	13.25	12.40	12.67	13.03	13.49	12.90	13.32	12.65	12.41	12.64	12.76	13.21		
		Cumulative time (s)	154.72	141.47	129.07	116.40	103.38	89.89	76.99	63.67	51.02	38.61	25.97	13.21	2:34.72	
		Speed (m/s)	12.07	16.13	15.79	15.35	14.83	15.50	15.02	15.81	16.12	15.82	15.67	15.14	15.25	
		Stride length (m)	5.17	7.04	6.92	6.96	6.92	7.26	7.15	7.25	6.64	6.68	6.99	7.03	6.82	
		Stride duration (s)	0.422	0.437	0.438	0.454	0.467	0.468	0.477	0.459	0.412	0.422	0.446	0.464	0.447	
		Stride efficiency (%)	41.77	77.48	74.74	75.77	74.79	82.37	79.99	82.22	68.87	69.66	76.37	77.15	72.65	
		Stride count	30.95	28.40	28.92	28.72	28.91	27.55	27.95	27.57	30.13	29.95	28.61	28.46	346.12	

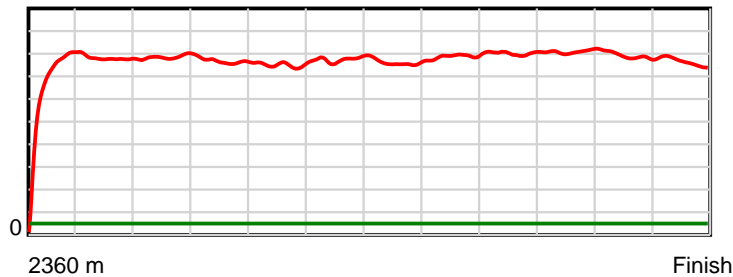
10 m Stride length



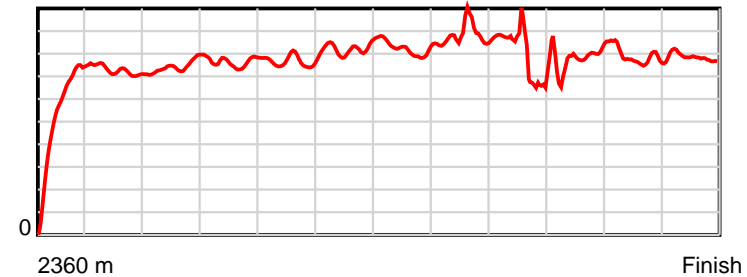
0.6 s Stride duration



20 m/sec Speed



100 % Stride efficiency



Note: Horizontal distance axis grid lines are 200m furlongs.

Disclaimer.

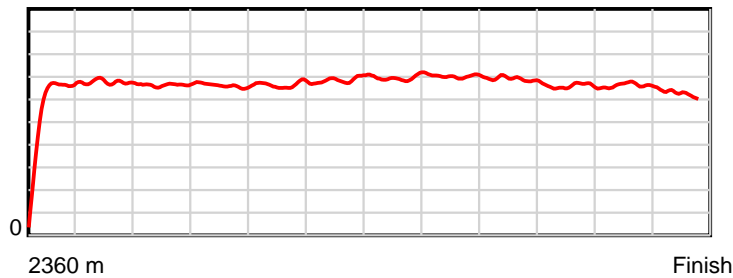
Tasracing Pty Ltd and Thoroughbred Ratings Pty Ltd accepts no responsibility for the completeness or accuracy of any of the information contained herein, and makes no representations about its suitability for any particular purpose. Users should make their own judgements about those matters and/or seek independent advice. You assume all risks associated with use of the data provided on this page.

Race Results

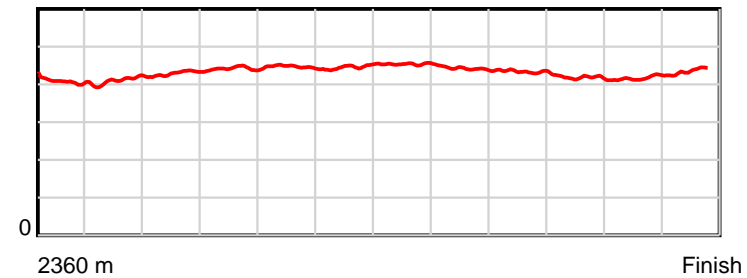
January 07, 2015, Race 4, BM62, Distance 2360m, Spreyton - Offset 0m

Result	TAB no.	Horse (Barrier)	2360 to	2200m to	2000m to	1800m to	1600m to	1400m to	1200m to	1000m to	800m to	600m to	400m to	200m to	Total or	Margin
4th	6	Our Anna (6)	2200m	2000m	1800m	1600m	1400m	1200m	1000m	800m	600m	400m	200m	WP	Average	
		Position in running (margin)	-	4(1.5)	1(0.0)	1(0.0)	2(0.7)	2(1.2)	3(1.2)	5(3.2)	4(2.2)	3(1.7)	3(2.8)	2(1.0)		3.90
		Sectional time (s)	12.95	11.56	12.89	13.27	13.75	13.27	13.06	12.55	12.52	12.95	12.48	13.69		
		Cumulative time (s)	154.94	141.99	130.43	117.54	104.27	90.52	77.25	64.19	51.64	39.12	26.17	13.69	2:34.94	
		Speed (m/s)	12.36	17.30	15.52	15.07	14.55	15.07	15.31	15.94	15.97	15.44	16.03	14.61	15.23	
		Stride length (m)	5.28	7.01	6.60	6.64	6.48	6.68	6.93	7.11	6.94	6.52	6.65	6.33	6.59	
		Stride duration (s)	0.424	0.405	0.426	0.441	0.446	0.444	0.453	0.446	0.435	0.422	0.415	0.433	0.433	
		Stride efficiency (%)	43.64	76.84	68.11	68.98	65.62	69.78	75.15	78.95	75.37	66.39	69.13	62.69	67.87	
		Stride count	30.28	28.52	30.29	30.10	30.86	29.93	28.84	28.14	28.80	30.68	30.07	31.58	358.09	

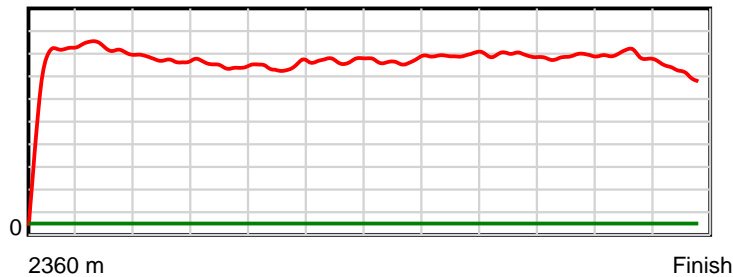
10 m Stride length



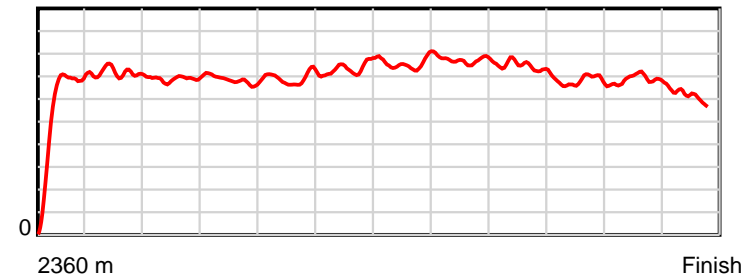
0.6 s Stride duration



20 m/sec Speed



100 % Stride efficiency



Note: Horizontal distance axis grid lines are 200m furlongs.

Disclaimer.

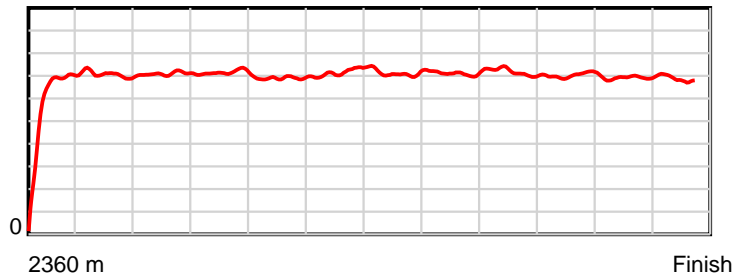
Tasracing Pty Ltd and Thoroughbred Ratings Pty Ltd accepts no responsibility for the completeness or accuracy of any of the information contained herein, and makes no representations about its suitability for any particular purpose. Users should make their own judgements about those matters and/or seek independent advice. You assume all risks associated with use of the data provided on this page.

Race Results

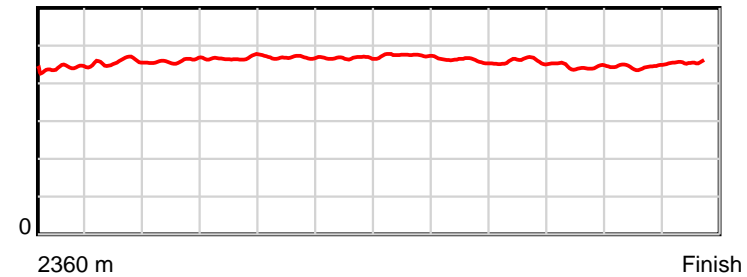
January 07, 2015, Race 4, BM62, Distance 2360m, Spreyton - Offset 0m

Result	TAB no.	Horse (Barrier)	2360 to	2200m to	2000m to	1800m to	1600m to	1400m to	1200m to	1000m to	800m to	600m to	400m to	200m to	Total or	Margin
5th	2	Master Alfred (8)	2200m	2000m	1800m	1600m	1400m	1200m	1000m	800m	600m	400m	200m	WP	Average	
		Position in running (margin)	-	3(1.4)	5(6.8)	6(6.5)	6(5.6)	6(5.5)	7(4.1)	7(6.1)	7(6.2)	7(5.9)	6(5.4)	6(5.4)		4.70
		Sectional time (s)	12.90	12.69	12.85	12.99	13.65	13.04	13.05	12.75	12.53	12.70	12.77	13.16		
		Cumulative time (s)	155.10	142.20	129.51	116.66	103.67	90.01	76.97	63.92	51.17	38.64	25.93	13.16	2:35.09	
		Speed (m/s)	12.41	15.76	15.56	15.40	14.65	15.34	15.33	15.69	15.96	15.75	15.66	15.20	15.22	
		Stride length (m)	5.42	7.18	7.11	7.16	6.89	7.17	7.26	7.29	7.33	7.01	6.95	6.91	6.96	
		Stride duration (s)	0.431	0.455	0.457	0.465	0.470	0.467	0.473	0.465	0.459	0.445	0.444	0.455	0.458	
		Stride efficiency (%)	45.92	80.47	79.05	80.21	74.15	80.22	82.31	83.06	83.85	76.82	75.53	74.61	75.78	
		Stride count	29.52	27.87	28.12	27.92	29.03	27.91	27.56	27.43	27.30	28.52	28.77	28.94	338.89	

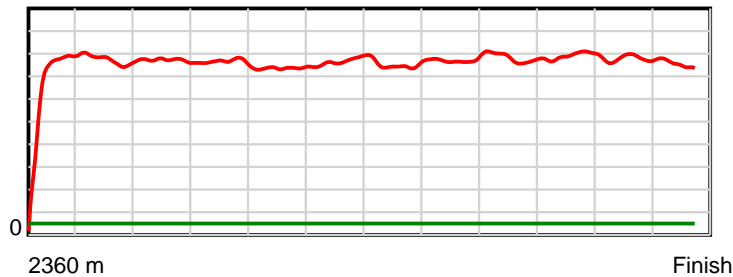
10 m Stride length



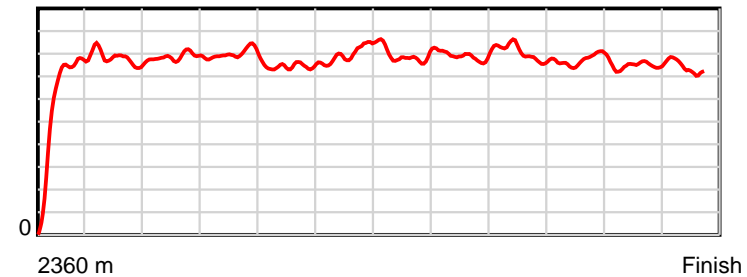
0.6 s Stride duration



20 m/sec Speed



100 % Stride efficiency



Note: Horizontal distance axis grid lines are 200m furlongs.

Disclaimer.

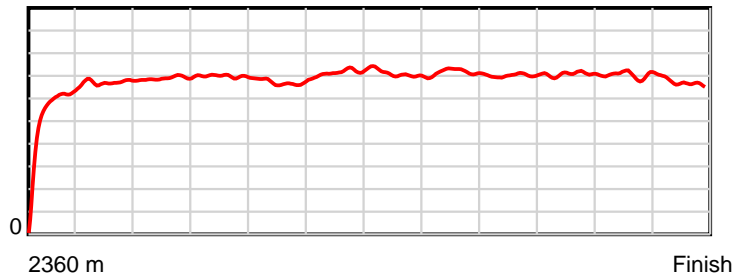
Tasracing Pty Ltd and Thoroughbred Ratings Pty Ltd accepts no responsibility for the completeness or accuracy of any of the information contained herein, and makes no representations about its suitability for any particular purpose. Users should make their own judgements about those matters and/or seek independent advice. You assume all risks associated with use of the data provided on this page.

Race Results

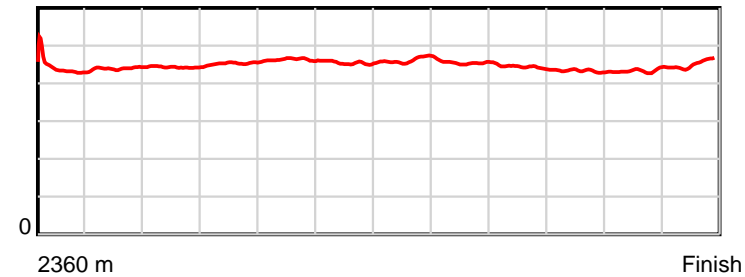
January 07, 2015, Race 4, BM62, Distance 2360m, Spreyton - Offset 0m

Result	TAB no.	Horse (Barrier)	2360 to	2200m to	2000m to	1800m to	1600m to	1400m to	1200m to	1000m to	800m to	600m to	400m to	200m to	Total or	Margin
6th	7	All I Got (11)	2200m	2000m	1800m	1600m	1400m	1200m	1000m	800m	600m	400m	200m	WP	Average	
		Position in running (margin)	-	9(5.3)	10(10.7)	10(11.3)	10(9.7)	11(10.2)	10(7.4)	10(9.6)	10(9.4)	10(8.4)	9(7.2)	9(6.0)		5.70
		Sectional time (s)	13.54	12.70	12.99	12.88	13.76	12.80	13.09	12.69	12.43	12.57	12.57	13.27		
		Cumulative time (s)	155.30	141.76	129.06	116.06	103.18	89.43	76.62	63.53	50.84	38.42	25.84	13.27	2:35.30	
		Speed (m/s)	11.82	15.75	15.40	15.53	14.53	15.62	15.28	15.76	16.09	15.91	15.91	15.07	15.20	
		Stride length (m)	5.36	6.91	6.82	7.02	6.72	7.11	7.04	7.17	7.17	6.89	6.89	6.82	6.82	
		Stride duration (s)	0.448	0.439	0.443	0.452	0.462	0.455	0.461	0.455	0.445	0.433	0.433	0.453	0.449	
		Stride efficiency (%)	44.87	74.69	72.72	76.95	70.61	78.94	77.52	80.43	80.23	74.21	74.27	72.68	72.68	
		Stride count	29.86	28.93	29.32	28.50	29.75	28.14	28.40	27.88	27.91	29.02	29.01	29.33	346.05	

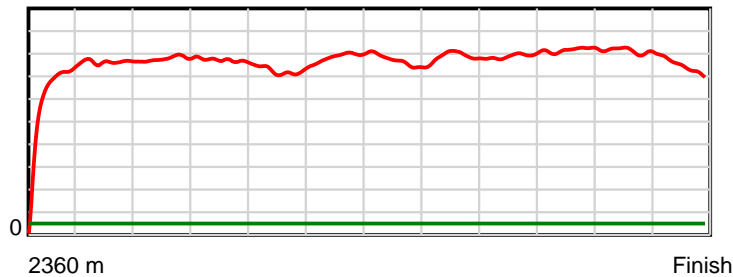
10 m Stride length



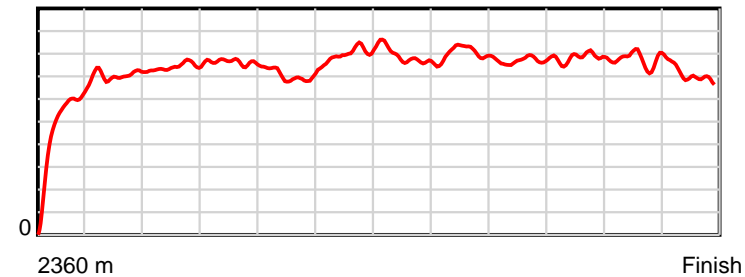
0.6 s Stride duration



20 m/sec Speed



100 % Stride efficiency



Note: Horizontal distance axis grid lines are 200m furlongs.

Disclaimer.

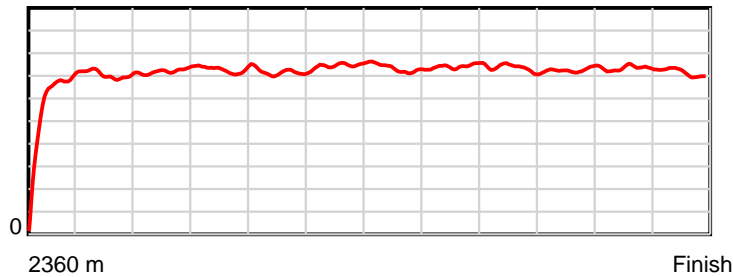
Tasracing Pty Ltd and Thoroughbred Ratings Pty Ltd accepts no responsibility for the completeness or accuracy of any of the information contained herein, and makes no representations about its suitability for any particular purpose. Users should make their own judgements about those matters and/or seek independent advice. You assume all risks associated with use of the data provided on this page.

Race Results

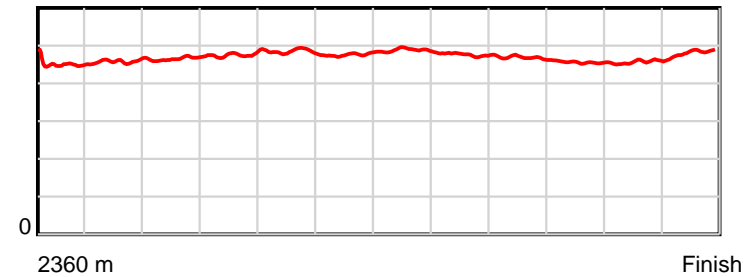
January 07, 2015, Race 4, BM62, Distance 2360m, Spreyton - Offset 0m

Result	TAB no.	Horse (Barrier)	2360 to	2200m to	2000m to	1800m to	1600m to	1400m to	1200m to	1000m to	800m to	600m to	400m to	200m to	Total or	Margin
7th	11	Setoni (9)	2200m	2000m	1800m	1600m	1400m	1200m	1000m	800m	600m	400m	200m	WP	Average	
		Position in running (margin)	-	6(2.9)	7(8.4)	7(8.3)	7(6.8)	7(6.4)	8(4.7)	8(8.0)	8(7.7)	9(8.3)	8(7.1)	8(6.0)		7.40
		Sectional time (s)	13.28	12.72	12.87	12.91	13.59	13.00	13.27	12.67	12.70	12.58	12.58	13.47		
		Cumulative time (s)	155.63	142.35	129.64	116.77	103.86	90.27	77.27	64.00	51.33	38.63	26.05	13.47	2:35.62	
		Speed (m/s)	12.04	15.72	15.54	15.49	14.72	15.38	15.07	15.79	15.75	15.90	15.90	14.85	15.16	
		Stride length (m)	5.42	7.19	7.23	7.33	7.16	7.32	7.35	7.52	7.40	7.25	7.25	7.13	7.12	
		Stride duration (s)	0.444	0.457	0.465	0.473	0.486	0.476	0.488	0.476	0.470	0.456	0.456	0.480	0.469	
		Stride efficiency (%)	45.91	80.77	81.64	83.85	80.00	83.78	84.50	88.28	85.55	82.22	82.22	79.39	79.15	
		Stride count	29.52	27.82	27.67	27.30	27.95	27.31	27.20	26.61	27.03	27.57	27.57	28.06	331.61	

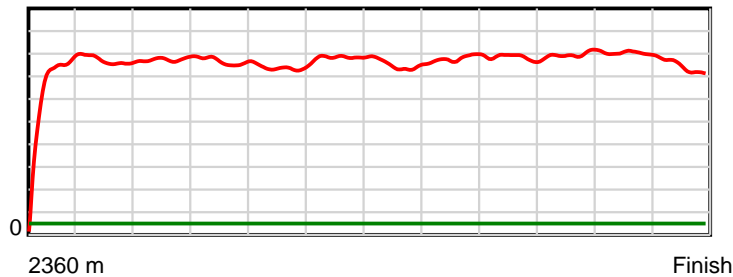
10 m Stride length



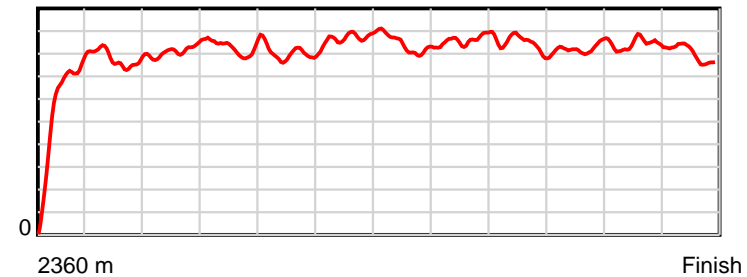
0.6 s Stride duration



20 m/sec Speed



100 % Stride efficiency



Note: Horizontal distance axis grid lines are 200m furlongs.

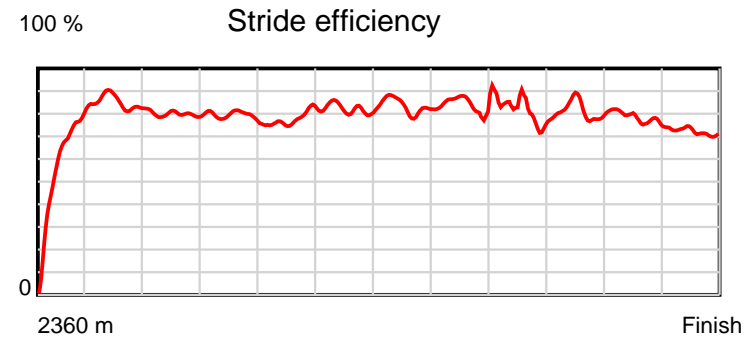
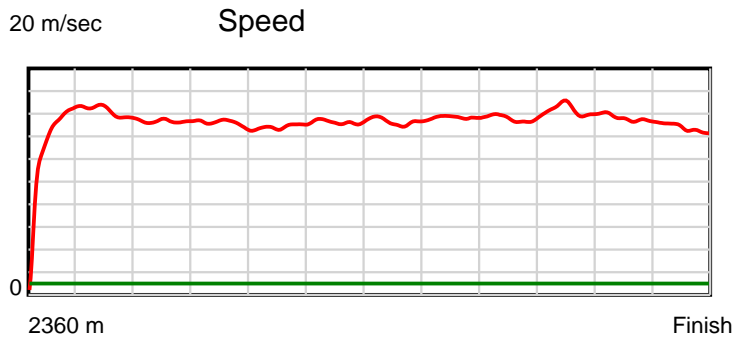
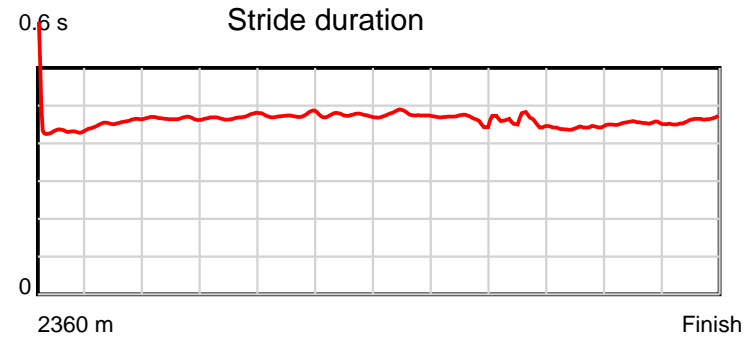
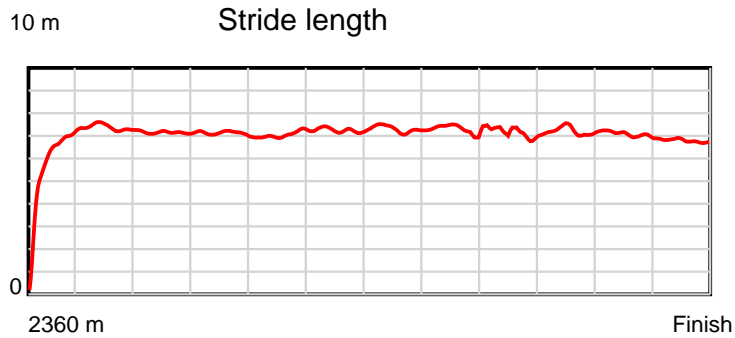
Disclaimer.

Tasracing Pty Ltd and Thoroughbred Ratings Pty Ltd accepts no responsibility for the completeness or accuracy of any of the information contained herein, and makes no representations about its suitability for any particular purpose. Users should make their own judgements about those matters and/or seek independent advice. You assume all risks associated with use of the data provided on this page.

Race Results

January 07, 2015, Race 4, BM62, Distance 2360m, Spreyton - Offset 0m

Result	TAB no.	Horse (Barrier)	2360 to	2200m to	2000m to	1800m to	1600m to	1400m to	1200m to	1000m to	800m to	600m to	400m to	200m to	Total or	Margin
8th	3	Dollar Dan (4)	2200m	2000m	1800m	1600m	1400m	1200m	1000m	800m	600m	400m	200m	WP	Average	
		Position in running (margin)	-	1(0.0)	3(2.5)	3(3.1)	4(3.3)	3(2.0)	4(1.4)	4(3.0)	5(2.9)	5(3.5)	5(4.1)	5(5.2)		7.70
		Sectional time (s)	12.85	12.23	12.99	13.18	13.45	13.18	12.98	12.71	12.70	12.87	12.96	13.59		
		Cumulative time (s)	155.69	142.84	130.61	117.62	104.44	90.99	77.81	64.83	52.12	39.42	26.55	13.59	2:35.69	
		Speed (m/s)	12.45	16.35	15.40	15.17	14.87	15.17	15.41	15.74	15.75	15.54	15.43	14.72	15.16	
		Stride length (m)	5.81	7.44	7.18	7.13	7.06	7.20	7.36	7.12	7.02	6.86	7.00	6.79	7.00	
		Stride duration (s)	0.456	0.455	0.466	0.470	0.475	0.475	0.477	0.453	0.446	0.442	0.454	0.462	0.462	
		Stride efficiency (%)	52.73	86.52	80.54	79.38	77.96	80.99	84.57	79.27	77.00	73.59	76.63	72.14	76.48	
		Stride count	27.54	26.88	27.86	28.06	28.32	27.78	27.19	28.08	28.49	29.14	28.56	29.44	337.34	



Note: Horizontal distance axis grid lines are 200m furlongs.

Disclaimer.

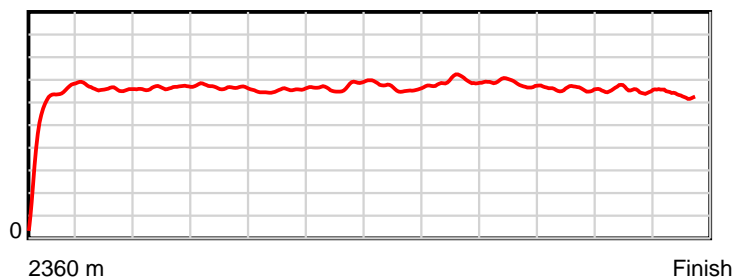
Tasracing Pty Ltd and Thoroughbred Ratings Pty Ltd accepts no responsibility for the completeness or accuracy of any of the information contained herein, and makes no representations about its suitability for any particular purpose. Users should make their own judgements about those matters and/or seek independent advice. You assume all risks associated with use of the data provided on this page.

Race Results

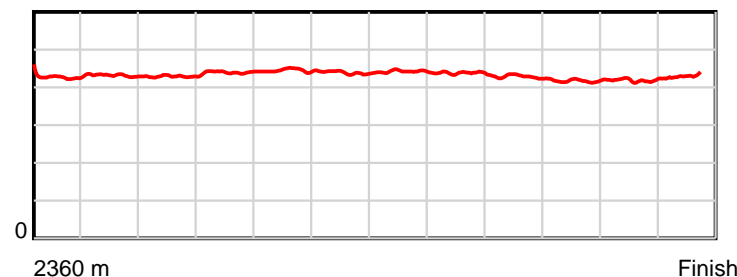
January 07, 2015, Race 4, BM62, Distance 2360m, Spreyton - Offset 0m

Result	TAB no.	Horse (Barrier)	2360 to	2200m to	2000m to	1800m to	1600m to	1400m to	1200m to	1000m to	800m to	600m to	400m to	200m to	Total or	Margin
9th	9	Stacy Ann (1)	2200m	2000m	1800m	1600m	1400m	1200m	1000m	800m	600m	400m	200m	WP	Average	
		Position in running (margin)	-	11(7.8)	9(10.3)	9(9.1)	9(8.5)	8(7.8)	9(7.1)	9(8.9)	9(8.9)	8(7.6)	10(7.4)	10(7.7)		8.40
		Sectional time (s)	14.08	12.22	12.70	13.03	13.57	13.15	13.02	12.72	12.38	12.74	12.82	13.39		
		Cumulative time (s)	155.83	141.75	129.53	116.83	103.80	90.23	77.07	64.05	51.33	38.95	26.21	13.39	2:35.83	
		Speed (m/s)	11.36	16.37	15.75	15.35	14.74	15.21	15.36	15.72	16.16	15.70	15.60	14.94	15.14	
		Stride length (m)	4.97	7.06	6.75	6.71	6.56	6.69	6.76	6.91	6.97	6.57	6.53	6.38	6.56	
		Stride duration (s)	0.433	0.432	0.428	0.437	0.445	0.440	0.440	0.439	0.431	0.419	0.418	0.427	0.433	
		Stride efficiency (%)	38.67	77.96	71.13	70.36	67.29	69.94	71.44	74.52	75.87	67.55	66.53	63.61	67.17	
		Stride count	32.16	28.32	29.64	29.81	30.48	29.90	29.58	28.96	28.70	30.42	30.65	31.35	359.97	

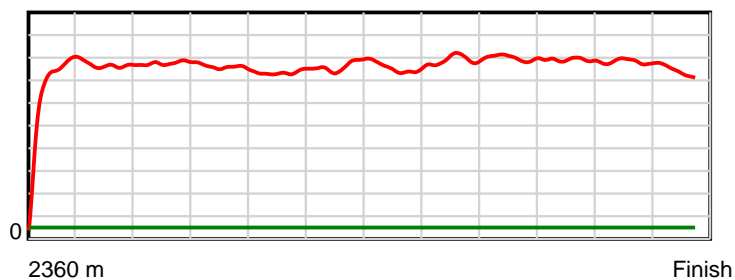
10 m Stride length



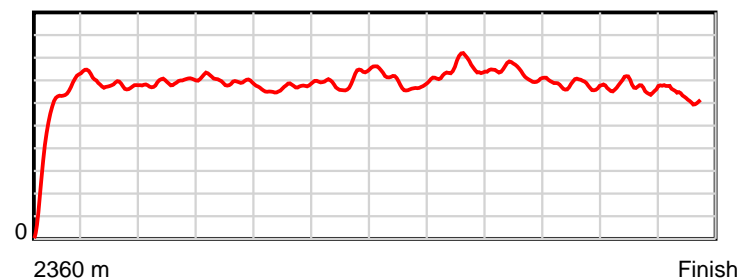
0.6 s Stride duration



20 m/sec Speed



100 % Stride efficiency



Note: Horizontal distance axis grid lines are 200m furlongs.

Disclaimer.

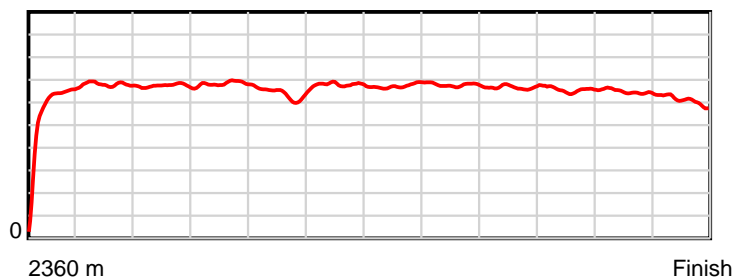
Tasracing Pty Ltd and Thoroughbred Ratings Pty Ltd accepts no responsibility for the completeness or accuracy of any of the information contained herein, and makes no representations about its suitability for any particular purpose. Users should make their own judgements about those matters and/or seek independent advice. You assume all risks associated with use of the data provided on this page.

Race Results

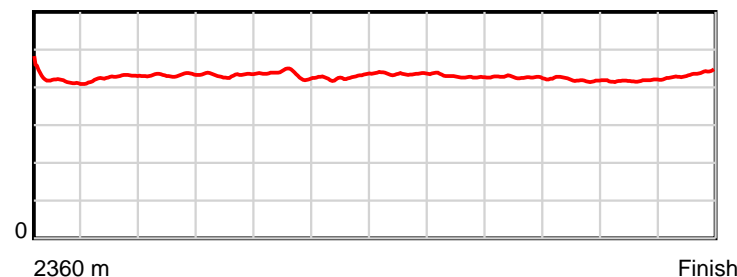
January 07, 2015, Race 4, BM62, Distance 2360m, Spreyton - Offset 0m

Result	TAB no.	Horse (Barrier)	2360 to	2200m to	2000m to	1800m to	1600m to	1400m to	1200m to	1000m to	800m to	600m to	400m to	200m to	Total or	Margin
10th	4	Geegee Pretty ... (3)	2200m	2000m	1800m	1600m	1400m	1200m	1000m	800m	600m	400m	200m	WP	Average	
		Position in running (margin)	-	2(0.0)	4(3.8)	4(4.3)	3(2.2)	4(3.0)	2(0.4)	3(1.7)	3(1.4)	2(1.6)	2(1.8)	3(2.4)		10.00
		Sectional time (s)	12.93	12.44	12.97	12.80	13.80	12.85	12.93	12.68	12.63	12.81	12.87	14.46		
		Cumulative time (s)	156.16	143.23	130.79	117.82	105.02	91.22	78.38	65.45	52.77	40.14	27.33	14.46	2:36.15	
		Speed (m/s)	12.38	16.08	15.42	15.62	14.49	15.56	15.47	15.77	15.84	15.61	15.54	13.83	15.11	
		Stride length (m)	5.28	6.82	6.67	6.76	6.32	6.64	6.74	6.78	6.76	6.56	6.49	6.01	6.48	
		Stride duration (s)	0.417	0.424	0.432	0.433	0.436	0.426	0.436	0.430	0.427	0.420	0.418	0.434	0.429	
		Stride efficiency (%)	43.57	72.74	69.48	71.34	62.40	68.84	71.03	71.79	71.40	67.18	65.81	56.39	65.56	
		Stride count	30.30	29.31	29.99	29.60	31.65	30.13	29.67	29.51	29.59	30.50	30.82	33.29	364.36	

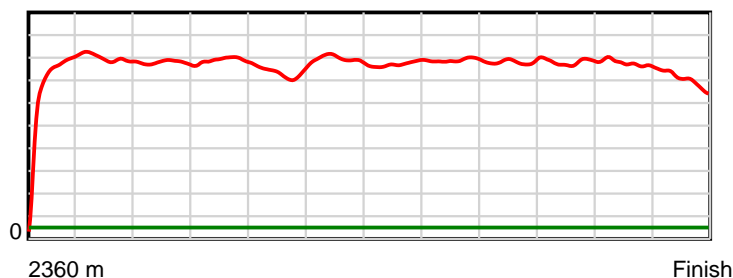
10 m Stride length



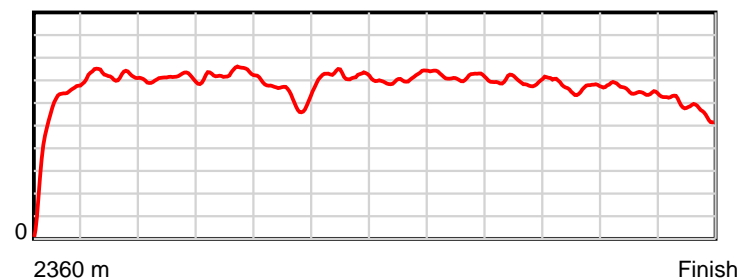
0.6 s Stride duration



20 m/sec Speed



100 % Stride efficiency



Note: Horizontal distance axis grid lines are 200m furlongs.

Disclaimer.

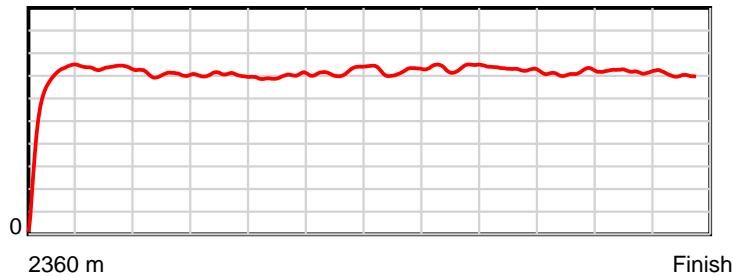
Tasracing Pty Ltd and Thoroughbred Ratings Pty Ltd accepts no responsibility for the completeness or accuracy of any of the information contained herein, and makes no representations about its suitability for any particular purpose. Users should make their own judgements about those matters and/or seek independent advice. You assume all risks associated with use of the data provided on this page.

Race Results

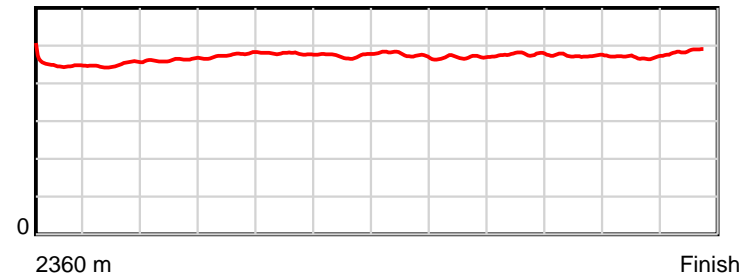
January 07, 2015, Race 4, BM62, Distance 2360m, Spreyton - Offset 0m

Result	TAB no.	Horse (Barrier)	2360 to	2200m to	2000m to	1800m to	1600m to	1400m to	1200m to	1000m to	800m to	600m to	400m to	200m to	Total or	Margin
11th	1	Can Get Thirst... (5)	2200m	2000m	1800m	1600m	1400m	1200m	1000m	800m	600m	400m	200m	WP	Average	
		Position in running (margin)	-	5(1.9)	2(0.6)	2(0.0)	1(0.0)	1(0.0)	1(0.0)	2(0.8)	2(1.1)	4(2.9)	7(7.1)	11(7.7)		11.20
		Sectional time (s)	13.47	11.59	12.79	13.14	13.67	13.28	12.85	12.76	12.90	13.48	12.88	13.59		
		Cumulative time (s)	156.40	142.93	131.34	118.55	105.41	91.74	78.46	65.61	52.85	39.94	26.47	13.59	2:36.40	
		Speed (m/s)	11.88	17.26	15.64	15.22	14.63	15.06	15.56	15.67	15.50	14.84	15.53	14.72	15.09	
		Stride length (m)	5.74	7.74	7.20	7.20	7.02	7.13	7.45	7.35	7.36	7.04	7.30	7.11	7.13	
		Stride duration (s)	0.461	0.449	0.461	0.473	0.480	0.473	0.479	0.469	0.475	0.474	0.470	0.483	0.473	
		Stride efficiency (%)	51.53	93.65	81.11	80.90	76.95	79.42	86.66	84.47	84.69	77.41	83.34	79.02	79.46	
		Stride count	27.86	25.83	27.76	27.80	28.50	28.05	26.86	27.20	27.17	28.42	27.39	28.12	330.96	

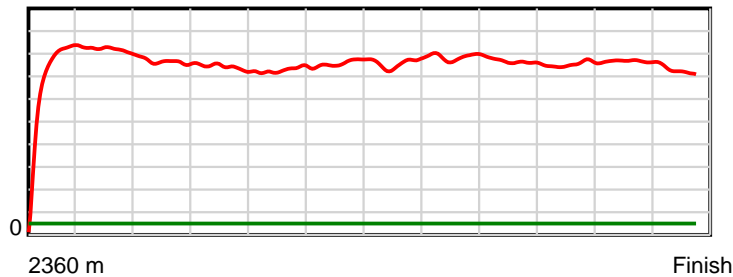
10 m Stride length



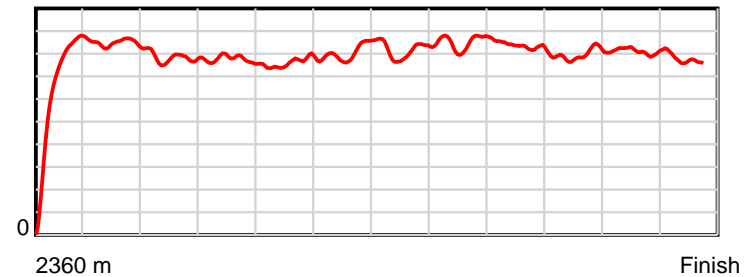
0.6 s Stride duration



20 m/sec Speed



100 % Stride efficiency



Note: Horizontal distance axis grid lines are 200m furlongs.

Disclaimer.

Tasracing Pty Ltd and Thoroughbred Ratings Pty Ltd accepts no responsibility for the completeness or accuracy of any of the information contained herein, and makes no representations about its suitability for any particular purpose. Users should make their own judgements about those matters and/or seek independent advice. You assume all risks associated with use of the data provided on this page.