



Race Results

Devonport Racing Club, Devonport Synthetic, January 07, 2015

Compilation date: January 8, 2015, 2:24:42 PM (EST)

Copyright © 2015 Tasracing Pty Ltd. All rights reserved.

Trademarks.

StrideMASTER is a registered trademark of Thoroughbred Ratings Pty Ltd.

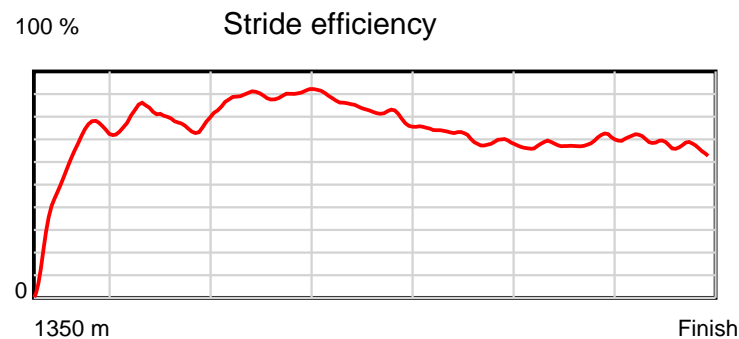
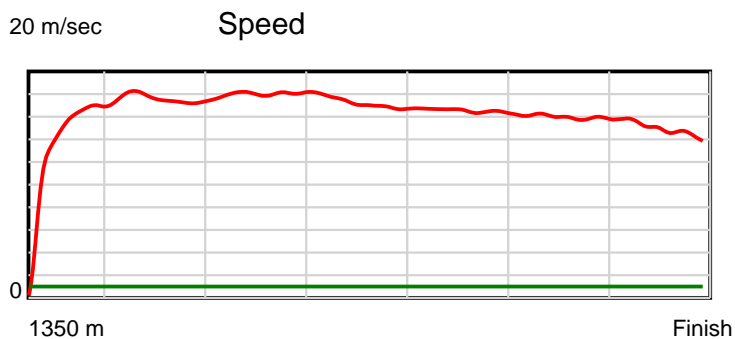
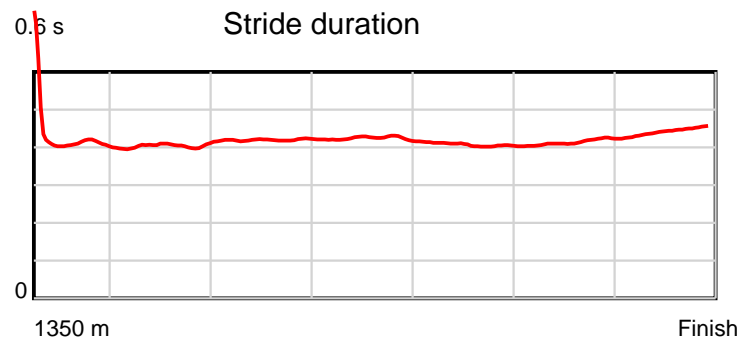
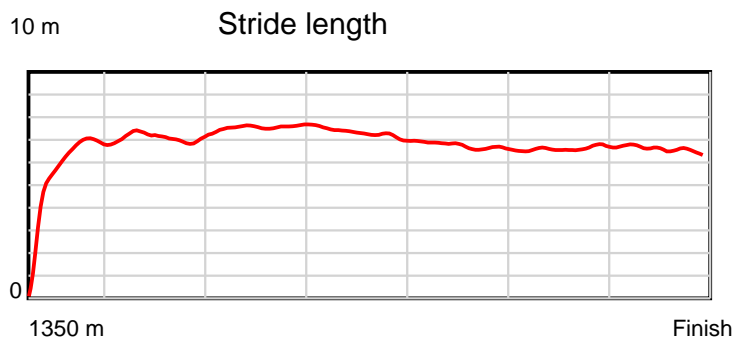
Disclaimer.

Tasracing Pty Ltd and Thoroughbred Ratings Pty Ltd accepts no responsibility for the completeness or accuracy of any of the information contained herein, and makes no representations about its suitability for any particular purpose. Users should make their own judgements about those matters and/or seek independent advice. You assume all risks associated with use of the data provided on this page.

Race Results

January 07, 2015, Race 6, BM62, Distance 1350m, Spreyton - Offset 0m

| Result | TAB no. | Horse (Barrier) | 1350 to | 1200m to | 1000m to | 800m to | 600m to | 400m to | 200m to | Total or | Margin |
|--------|---------|------------------------------|--------------|--------------|-------------|-------------|-------------|-------------|-----------|----------------|--------|
| 1st | 2 | Guru Rez (1) | 1200m | 1000m | 800m | 600m | 400m | 200m | WP | Average | |
| | | Position in running (margin) | - | 3(0.5) | 5(2.0) | 2(0.0) | 2(0.4) | 1(0.0) | 1(0.0) | | 0.00 |
| | | Sectional time (s) | 11.68 | 11.40 | 10.81 | 11.86 | 12.21 | 12.24 | 13.45 | | |
| | | Cumulative time (s) | 83.65 | 71.97 | 60.57 | 49.76 | 37.90 | 25.69 | 13.45 | 1:23.65 | |
| | | Speed (m/s) | 12.84 | 17.54 | 18.50 | 16.86 | 16.38 | 16.34 | 14.87 | 16.14 | |
| | | Stride length (m) | 5.88 | 7.09 | 7.75 | 7.15 | 6.67 | 6.74 | 6.57 | 6.83 | |
| | | Stride duration (s) | 0.441 | 0.404 | 0.419 | 0.424 | 0.408 | 0.413 | 0.442 | 0.423 | |
| | | Stride efficiency (%) | 54.05 | 78.50 | 93.91 | 79.90 | 69.62 | 71.09 | 67.51 | 72.99 | |
| | | Stride count | 25.50 | 28.22 | 25.80 | 27.97 | 29.96 | 29.65 | 30.43 | 197.53 | |



Note: Horizontal distance axis grid lines are 200m furlongs.

Disclaimer.

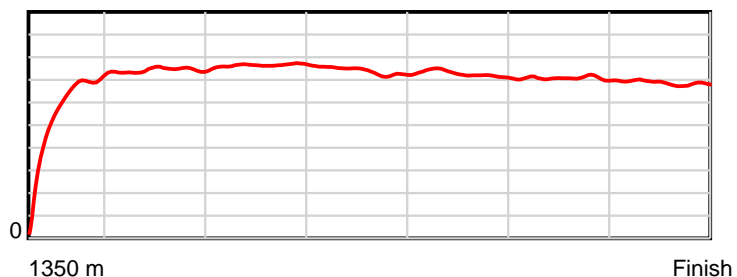
Tasracing Pty Ltd and Thoroughbred Ratings Pty Ltd accepts no responsibility for the completeness or accuracy of any of the information contained herein, and makes no representations about its suitability for any particular purpose. Users should make their own judgements about those matters and/or seek independent advice. You assume all risks associated with use of the data provided on this page.

Race Results

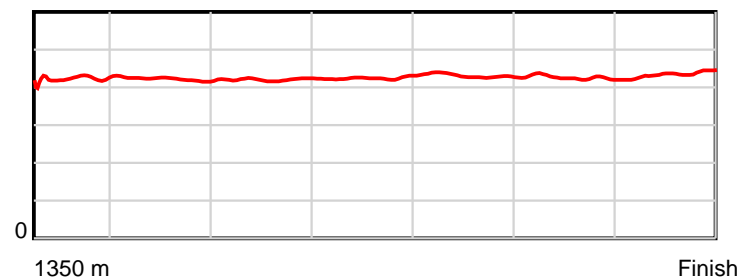
January 07, 2015, Race 6, BM62, Distance 1350m, Spreyton - Offset 0m

| Result | TAB no. | Horse (Barrier) | 1350 to | 1200m to | 1000m to | 800m to | 600m to | 400m to | 200m to | Total or | Margin |
|--------|---------|------------------------------|--------------|--------------|-------------|-------------|-------------|-------------|-----------|----------------|--------|
| 2nd | 3 | Super Broadban... (2) | 1200m | 1000m | 800m | 600m | 400m | 200m | WP | Average | |
| | | Position in running (margin) | - | 7(2.9) | 6(2.6) | 7(2.8) | 6(2.3) | 5(2.7) | 3(3.4) | | 0.00 |
| | | Sectional time (s) | 11.94 | 11.09 | 11.18 | 11.71 | 12.35 | 12.36 | 13.02 | | |
| | | Cumulative time (s) | 83.65 | 71.71 | 60.62 | 49.44 | 37.73 | 25.38 | 13.02 | 1:23.65 | |
| | | Speed (m/s) | 12.56 | 18.03 | 17.89 | 17.08 | 16.19 | 16.18 | 15.36 | 16.14 | |
| | | Stride length (m) | 5.25 | 7.60 | 7.52 | 7.25 | 6.97 | 6.88 | 6.70 | 6.86 | |
| | | Stride duration (s) | 0.418 | 0.421 | 0.421 | 0.424 | 0.430 | 0.426 | 0.436 | 0.425 | |
| | | Stride efficiency (%) | 43.01 | 90.23 | 88.45 | 82.16 | 75.82 | 74.06 | 70.10 | 73.62 | |
| | | Stride count | 28.59 | 26.32 | 26.58 | 27.58 | 28.71 | 29.05 | 29.86 | 196.69 | |

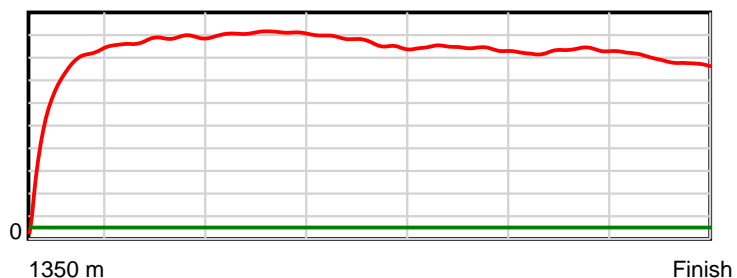
10 m Stride length



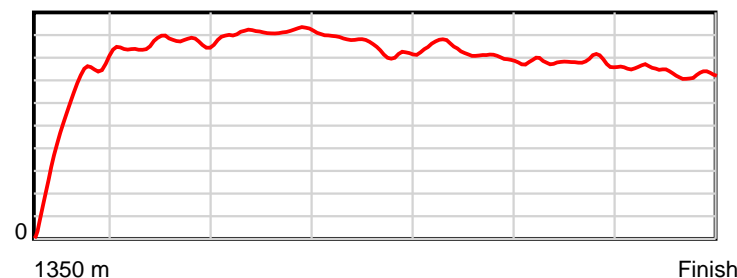
0.6 s Stride duration



20 m/sec Speed



100 % Stride efficiency



Note: Horizontal distance axis grid lines are 200m furlongs.

Disclaimer.

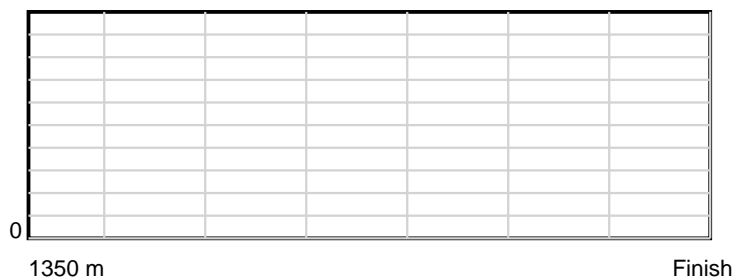
Tasracing Pty Ltd and Thoroughbred Ratings Pty Ltd accepts no responsibility for the completeness or accuracy of any of the information contained herein, and makes no representations about its suitability for any particular purpose. Users should make their own judgements about those matters and/or seek independent advice. You assume all risks associated with use of the data provided on this page.

Race Results


January 07, 2015, Race 6, BM62, Distance 1350m, Spreyton - Offset 0m

| Result | TAB no. | Horse (Barrier) | 1350 to | 1200m to | 1000m to | 800m to | 600m to | 400m to | 200m to | Total or | Margin |
|--------|---------|------------------------------|---------|----------|----------|---------|---------|---------|---------|----------|--------|
| 3rd | 8 | Big Tilly (10) | | | | | | | | | |
| | | Position in running (margin) | | | | | | | | | |
| | | Sectional time (s) | | | | | | | | | |
| | | Cumulative time (s) | | | | | | | | | |
| | | Speed (m/s) | | | | | | | | | |
| | | Stride length (m) | | | | | | | | | |
| | | Stride duration (s) | | | | | | | | | |
| | | Stride efficiency (%) | | | | | | | | | |
| | | Stride count | | | | | | | | | |

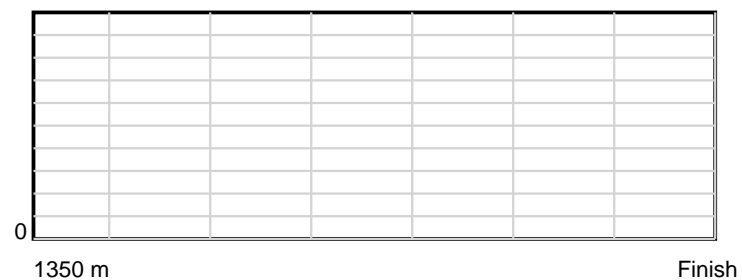
10 m Stride length



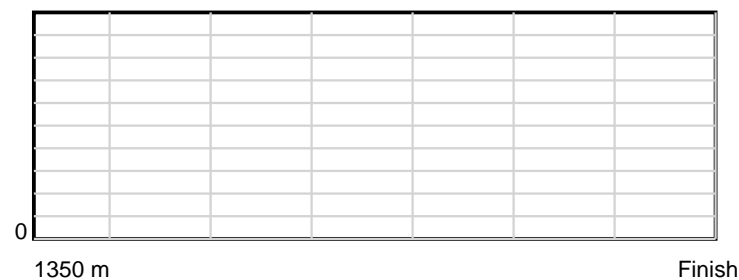
0.6 s Stride duration



20 m/sec Speed



100 % Stride efficiency



Note: Horizontal distance axis grid lines are 200m furlongs.

Disclaimer.

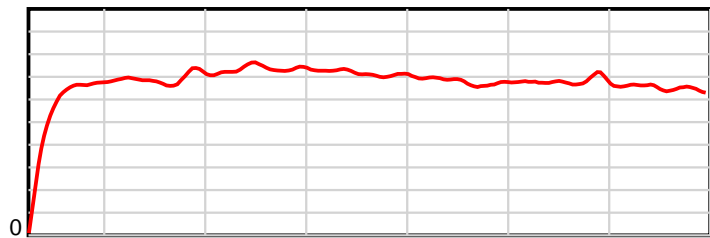
Tasracing Pty Ltd and Thoroughbred Ratings Pty Ltd accepts no responsibility for the completeness or accuracy of any of the information contained herein, and makes no representations about its suitability for any particular purpose. Users should make their own judgements about those matters and/or seek independent advice. You assume all risks associated with use of the data provided on this page.

Race Results

January 07, 2015, Race 6, BM62, Distance 1350m, Spreyton - Offset 0m

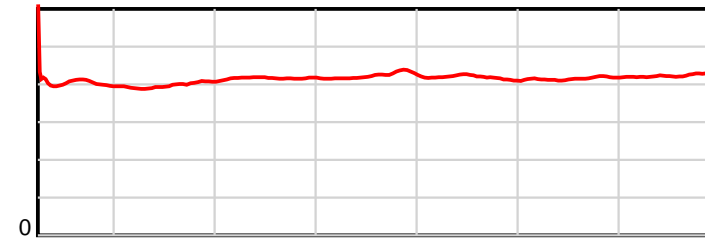
| Result | TAB no. | Horse (Barrier) | 1350 to | 1200m to | 1000m to | 800m to | 600m to | 400m to | 200m to | Total or | Margin |
|--------|---------|------------------------------|---------|----------|----------|---------|---------|---------|---------|----------|--------|
| 4th | 9 | Frogmoor Louie (5) | 1200m | 1000m | 800m | 600m | 400m | 200m | WP | Average | |
| | | Position in running (margin) | - | 4(0.5) | 4(1.2) | 5(1.6) | 5(1.8) | 4(2.2) | 2(3.3) | | 1.80 |
| | | Sectional time (s) | 11.87 | 11.26 | 11.22 | 11.82 | 12.35 | 12.41 | 13.06 | | |
| | | Cumulative time (s) | 83.99 | 72.12 | 60.86 | 49.65 | 37.83 | 25.47 | 13.06 | 1:23.98 | |
| | | Speed (m/s) | 12.64 | 17.76 | 17.83 | 16.92 | 16.19 | 16.12 | 15.31 | 16.07 | |
| | | Stride length (m) | 5.31 | 7.06 | 7.42 | 7.16 | 6.76 | 6.70 | 6.50 | 6.69 | |
| | | Stride duration (s) | 0.401 | 0.397 | 0.416 | 0.423 | 0.418 | 0.416 | 0.424 | 0.416 | |
| | | Stride efficiency (%) | 44.01 | 77.84 | 86.05 | 80.20 | 71.48 | 70.09 | 65.98 | 70.02 | |
| | | Stride count | 28.26 | 28.34 | 26.95 | 27.92 | 29.57 | 29.86 | 30.78 | 201.68 | |

10 m Stride length



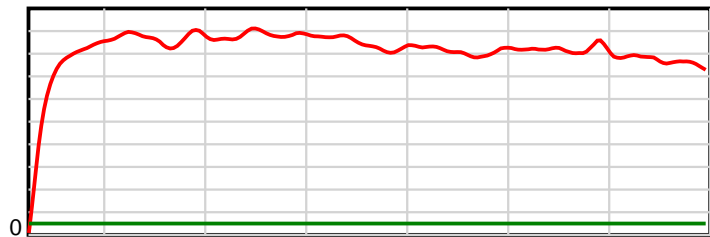
1350 m Finish

0.6 s Stride duration



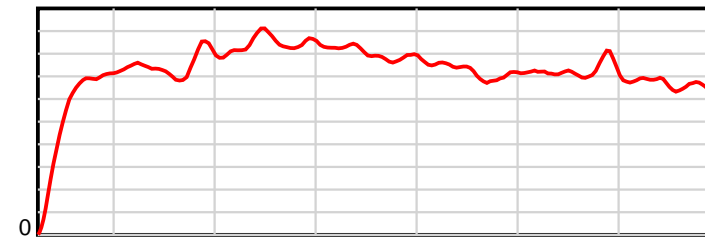
1350 m Finish

20 m/sec Speed



1350 m Finish

100 % Stride efficiency



1350 m Finish

Note: Horizontal distance axis grid lines are 200m furlongs.

Disclaimer.

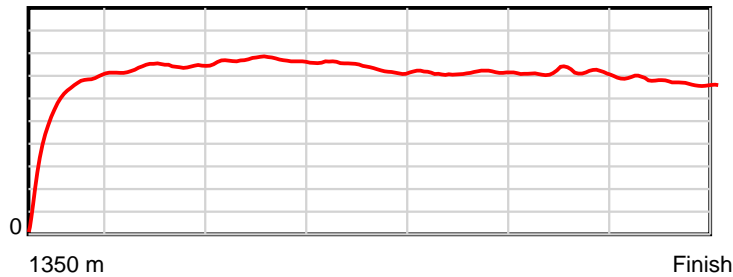
Tasracing Pty Ltd and Thoroughbred Ratings Pty Ltd accepts no responsibility for the completeness or accuracy of any of the information contained herein, and makes no representations about its suitability for any particular purpose. Users should make their own judgements about those matters and/or seek independent advice. You assume all risks associated with use of the data provided on this page.

Race Results

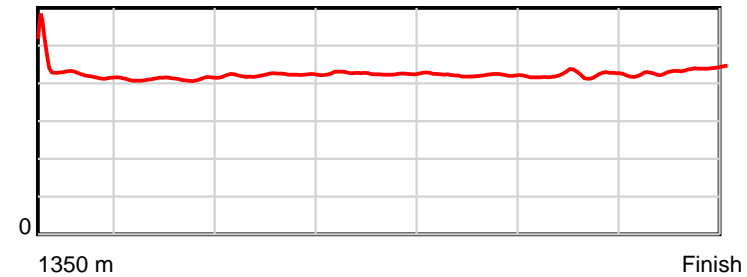
January 07, 2015, Race 6, BM62, Distance 1350m, Spreyton - Offset 0m

| Result | TAB no. | Horse (Barrier) | 1350 to | 1200m to | 1000m to | 800m to | 600m to | 400m to | 200m to | Total or | Margin |
|--------|---------|------------------------------|--------------|--------------|-------------|-------------|-------------|-------------|-----------|----------------|--------|
| 5th | 1 | Gotta Have Fai... (4) | 1200m | 1000m | 800m | 600m | 400m | 200m | WP | Average | |
| | | Position in running (margin) | - | 6(2.8) | 7(2.6) | 6(2.3) | 7(2.3) | 7(3.5) | 4(3.9) | | 2.10 |
| | | Sectional time (s) | 11.90 | 11.11 | 11.09 | 11.80 | 12.47 | 12.30 | 13.37 | | |
| | | Cumulative time (s) | 84.04 | 72.14 | 61.03 | 49.94 | 38.14 | 25.67 | 13.37 | 1:24.04 | |
| | | Speed (m/s) | 12.60 | 18.00 | 18.03 | 16.95 | 16.04 | 16.26 | 14.96 | 16.06 | |
| | | Stride length (m) | 5.54 | 7.39 | 7.62 | 7.22 | 6.74 | 6.85 | 6.51 | 6.83 | |
| | | Stride duration (s) | 0.439 | 0.410 | 0.423 | 0.426 | 0.420 | 0.421 | 0.435 | 0.425 | |
| | | Stride efficiency (%) | 47.95 | 85.31 | 90.74 | 81.38 | 70.92 | 73.28 | 66.23 | 72.84 | |
| | | Stride count | 27.08 | 27.07 | 26.25 | 27.71 | 29.69 | 29.21 | 30.72 | 197.73 | |

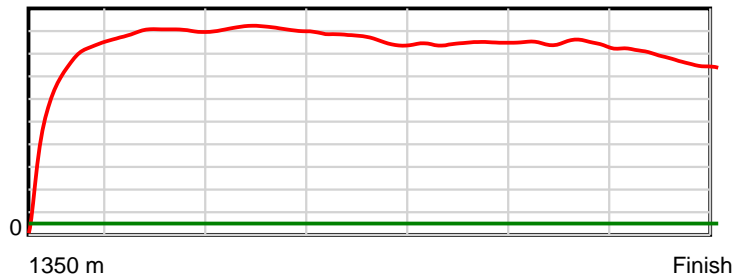
10 m Stride length



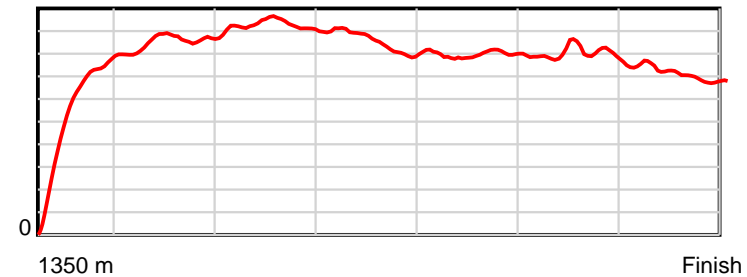
0.6 s Stride duration



20 m/sec Speed



100 % Stride efficiency



Note: Horizontal distance axis grid lines are 200m furlongs.

Disclaimer.

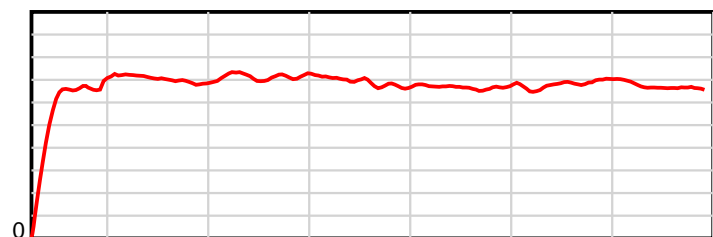
Tasracing Pty Ltd and Thoroughbred Ratings Pty Ltd accepts no responsibility for the completeness or accuracy of any of the information contained herein, and makes no representations about its suitability for any particular purpose. Users should make their own judgements about those matters and/or seek independent advice. You assume all risks associated with use of the data provided on this page.

Race Results

January 07, 2015, Race 6, BM62, Distance 1350m, Spreyton - Offset 0m

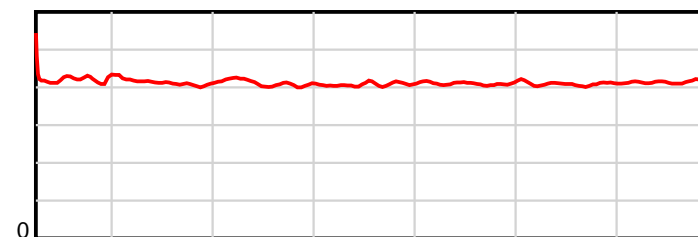
| Result | TAB no. | Horse (Barrier) | 1350 to | 1200m to | 1000m to | 800m to | 600m to | 400m to | 200m to | Total or | Margin |
|--------|---------|------------------------------|---------|----------|----------|---------|---------|---------|---------|----------|--------|
| 6th | 5 | Chimed Inn (7) | 1200m | 1000m | 800m | 600m | 400m | 200m | WP | Average | |
| | | Position in running (margin) | - | 9(6.0) | 9(8.9) | 9(10.2) | 9(10.7) | 9(13.2) | 9(11.7) | | 5.10 |
| | | Sectional time (s) | 12.60 | 11.63 | 11.35 | 11.88 | 12.69 | 11.99 | 12.47 | | |
| | | Cumulative time (s) | 84.61 | 72.01 | 60.38 | 49.03 | 37.15 | 24.46 | 12.47 | 1:24.61 | |
| | | Speed (m/s) | 11.91 | 17.20 | 17.62 | 16.84 | 15.76 | 16.68 | 16.04 | 15.96 | |
| | | Stride length (m) | 5.32 | 7.07 | 7.19 | 6.84 | 6.44 | 6.82 | 6.65 | 6.62 | |
| | | Stride duration (s) | 0.434 | 0.411 | 0.408 | 0.406 | 0.408 | 0.409 | 0.414 | 0.415 | |
| | | Stride efficiency (%) | 44.18 | 78.12 | 80.88 | 73.05 | 64.72 | 72.69 | 69.03 | 68.41 | |
| | | Stride count | 28.21 | 28.29 | 27.80 | 29.25 | 31.08 | 29.32 | 30.09 | 204.04 | |

10 m Stride length



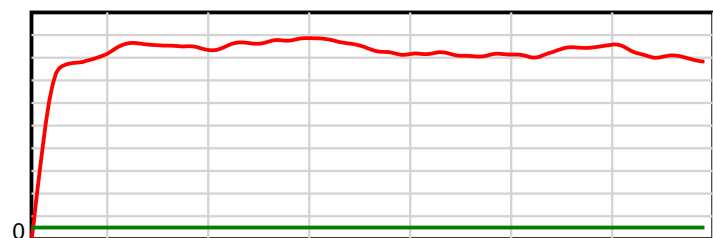
1350 m Finish

0.6 s Stride duration



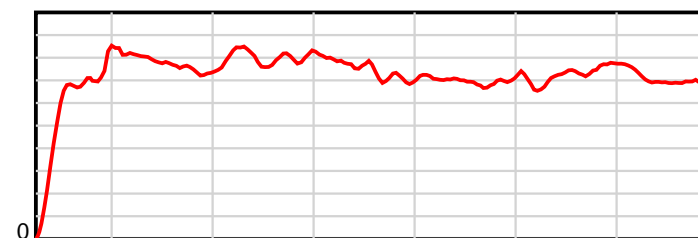
1350 m Finish

20 m/sec Speed



1350 m Finish

100 % Stride efficiency



1350 m Finish

Note: Horizontal distance axis grid lines are 200m furlongs.

Disclaimer.

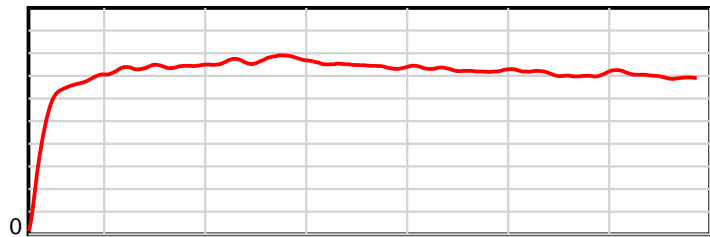
Tasracing Pty Ltd and Thoroughbred Ratings Pty Ltd accepts no responsibility for the completeness or accuracy of any of the information contained herein, and makes no representations about its suitability for any particular purpose. Users should make their own judgements about those matters and/or seek independent advice. You assume all risks associated with use of the data provided on this page.

Race Results

January 07, 2015, Race 6, BM62, Distance 1350m, Spreyton - Offset 0m

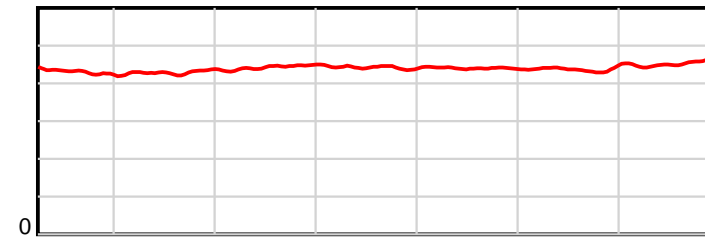
| Result | TAB no. | Horse (Barrier) | 1350 to | 1200m to | 1000m to | 800m to | 600m to | 400m to | 200m to | Total or | Margin |
|--------|---------|------------------------------|---------|----------|----------|---------|---------|---------|---------|----------|--------|
| 7th | 6 | Flying Ensign (3) | 1200m | 1000m | 800m | 600m | 400m | 200m | WP | Average | |
| | | Position in running (margin) | - | 8(5.3) | 8(7.2) | 8(7.2) | 8(7.7) | 8(8.2) | 8(7.5) | | 5.20 |
| | | Sectional time (s) | 12.70 | 11.45 | 11.15 | 11.88 | 12.37 | 12.12 | 12.97 | | |
| | | Cumulative time (s) | 84.63 | 71.93 | 60.48 | 49.33 | 37.45 | 25.09 | 12.97 | 1:24.62 | |
| | | Speed (m/s) | 11.81 | 17.47 | 17.94 | 16.84 | 16.17 | 16.50 | 15.42 | 15.95 | |
| | | Stride length (m) | 5.34 | 7.46 | 7.91 | 7.45 | 7.13 | 7.20 | 6.98 | 7.05 | |
| | | Stride duration (s) | 0.432 | 0.427 | 0.441 | 0.442 | 0.441 | 0.436 | 0.453 | 0.442 | |
| | | Stride efficiency (%) | 44.58 | 86.99 | 97.70 | 86.64 | 79.42 | 81.00 | 76.17 | 77.64 | |
| | | Stride count | 28.08 | 26.81 | 25.29 | 26.86 | 28.05 | 27.78 | 28.65 | 191.52 | |

10 m Stride length



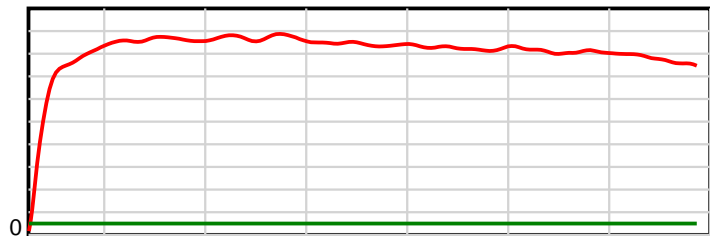
1350 m Finish

0.6 s Stride duration



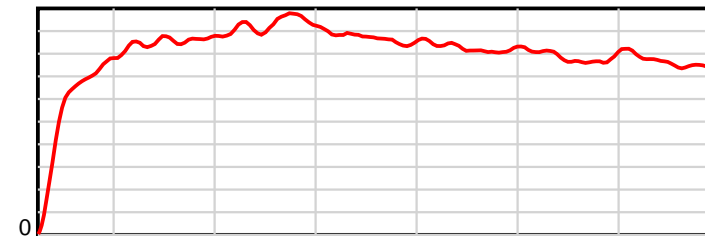
1350 m Finish

20 m/sec Speed



1350 m Finish

100 % Stride efficiency



1350 m Finish

Note: Horizontal distance axis grid lines are 200m furlongs.

Disclaimer.

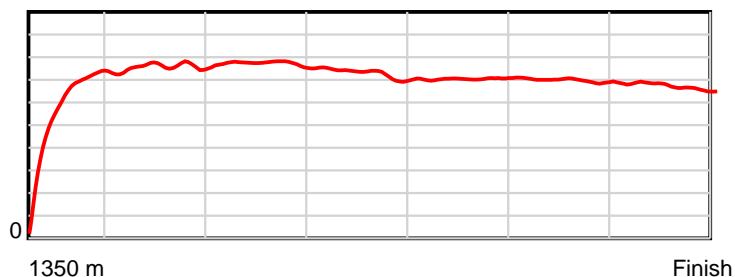
Tasracing Pty Ltd and Thoroughbred Ratings Pty Ltd accepts no responsibility for the completeness or accuracy of any of the information contained herein, and makes no representations about its suitability for any particular purpose. Users should make their own judgements about those matters and/or seek independent advice. You assume all risks associated with use of the data provided on this page.

Race Results

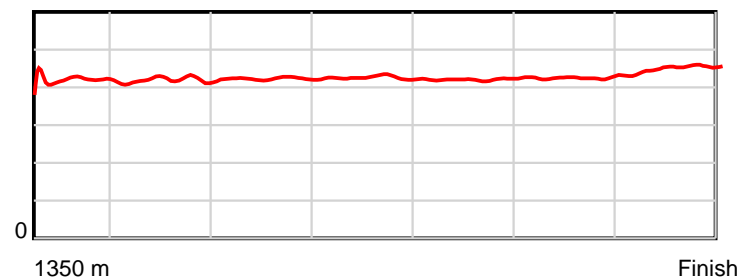
January 07, 2015, Race 6, BM62, Distance 1350m, Spreyton - Offset 0m

| Result | TAB no. | Horse (Barrier) | 1350 to | 1200m to | 1000m to | 800m to | 600m to | 400m to | 200m to | Total or | Margin |
|--------|---------|------------------------------|--------------|--------------|-------------|-------------|-------------|-------------|-----------|----------------|--------|
| 8th | 4 | Chips (8) | 1200m | 1000m | 800m | 600m | 400m | 200m | WP | Average | |
| | | Position in running (margin) | - | 2(0.1) | 2(0.4) | 4(0.5) | 4(1.2) | 3(1.3) | 5(4.4) | | 5.40 |
| | | Sectional time (s) | 11.50 | 11.20 | 11.17 | 11.90 | 12.31 | 12.75 | 13.85 | | |
| | | Cumulative time (s) | 84.67 | 73.17 | 61.98 | 50.81 | 38.91 | 26.60 | 13.85 | 1:24.67 | |
| | | Speed (m/s) | 13.05 | 17.86 | 17.91 | 16.81 | 16.25 | 15.69 | 14.44 | 15.95 | |
| | | Stride length (m) | 5.80 | 7.47 | 7.56 | 7.16 | 6.83 | 6.67 | 6.52 | 6.86 | |
| | | Stride duration (s) | 0.425 | 0.418 | 0.422 | 0.426 | 0.421 | 0.425 | 0.452 | 0.430 | |
| | | Stride efficiency (%) | 52.53 | 87.26 | 89.26 | 80.18 | 72.95 | 69.49 | 66.51 | 73.44 | |
| | | Stride count | 25.87 | 26.76 | 26.46 | 27.92 | 29.27 | 29.99 | 30.66 | 196.93 | |

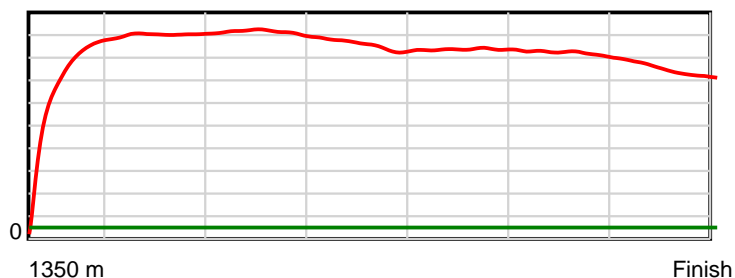
10 m Stride length



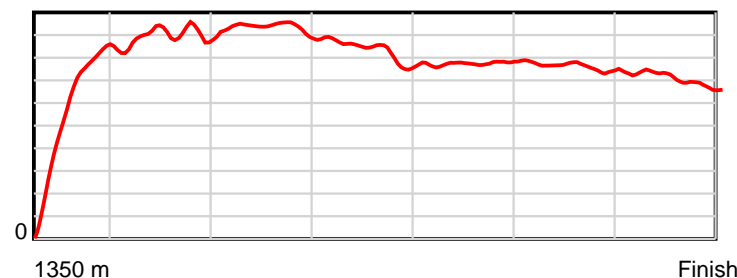
0.6 s Stride duration



20 m/sec Speed



100 % Stride efficiency



Note: Horizontal distance axis grid lines are 200m furlongs.

Disclaimer.

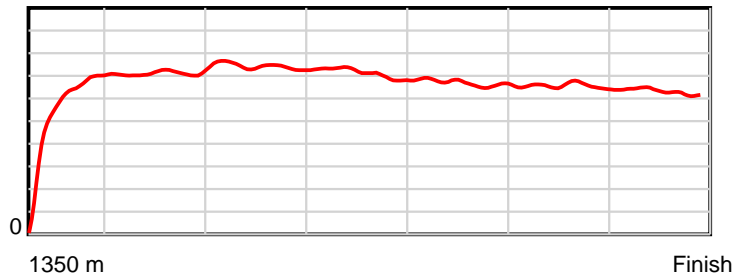
Tasracing Pty Ltd and Thoroughbred Ratings Pty Ltd accepts no responsibility for the completeness or accuracy of any of the information contained herein, and makes no representations about its suitability for any particular purpose. Users should make their own judgements about those matters and/or seek independent advice. You assume all risks associated with use of the data provided on this page.

Race Results

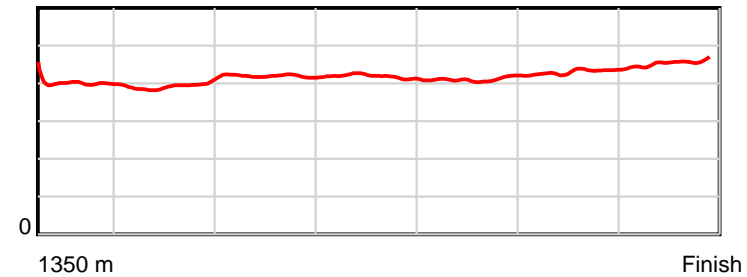
January 07, 2015, Race 6, BM62, Distance 1350m, Spreyton - Offset 0m

| Result | TAB no. | Horse (Barrier) | 1350 to | 1200m to | 1000m to | 800m to | 600m to | 400m to | 200m to | Total or | Margin |
|--------|---------|------------------------------|--------------|--------------|-------------|-------------|-------------|-------------|-----------|----------------|--------|
| 9th | 10 | Erin's Element (9) | 1200m | 1000m | 800m | 600m | 400m | 200m | WP | Average | |
| | | Position in running (margin) | - | 5(1.1) | 3(0.5) | 1(0.0) | 1(0.0) | 2(1.2) | 6(5.7) | | 8.50 |
| | | Sectional time (s) | 11.81 | 11.05 | 11.06 | 11.79 | 12.48 | 12.99 | 14.08 | | |
| | | Cumulative time (s) | 85.26 | 73.45 | 62.40 | 51.34 | 39.55 | 27.07 | 14.08 | 1:25.26 | |
| | | Speed (m/s) | 12.70 | 18.10 | 18.08 | 16.96 | 16.03 | 15.40 | 14.20 | 15.83 | |
| | | Stride length (m) | 5.33 | 7.11 | 7.59 | 7.10 | 6.57 | 6.61 | 6.46 | 6.67 | |
| | | Stride duration (s) | 0.403 | 0.393 | 0.420 | 0.419 | 0.410 | 0.429 | 0.454 | 0.421 | |
| | | Stride efficiency (%) | 44.43 | 79.07 | 89.98 | 78.86 | 67.42 | 68.34 | 65.13 | 69.50 | |
| | | Stride count | 28.13 | 28.12 | 26.36 | 28.15 | 30.45 | 30.24 | 30.98 | 202.43 | |

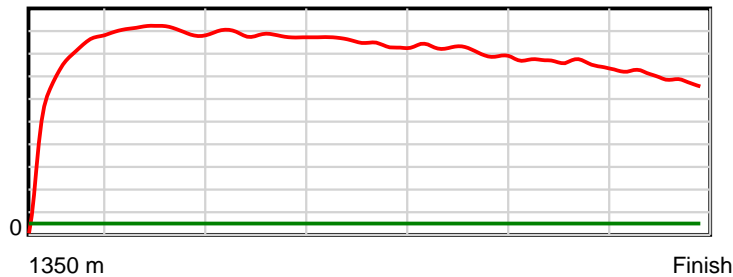
10 m Stride length



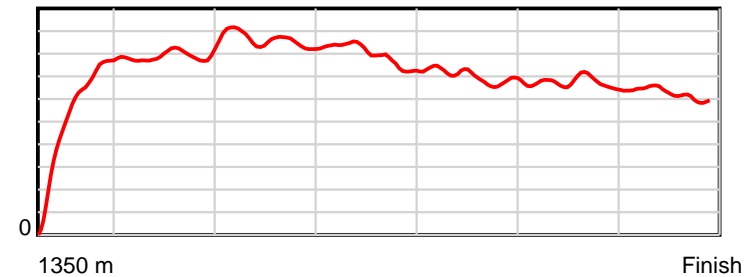
0.6 s Stride duration



20 m/sec Speed



100 % Stride efficiency



Note: Horizontal distance axis grid lines are 200m furlongs.

Disclaimer.

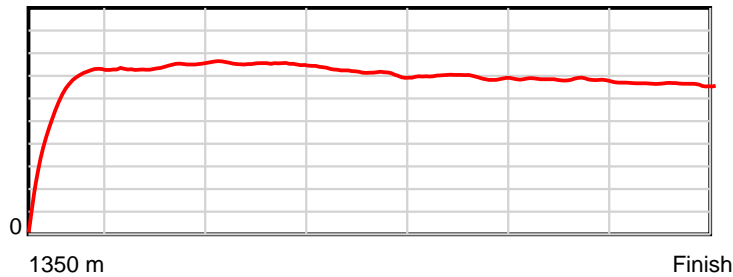
Tasracing Pty Ltd and Thoroughbred Ratings Pty Ltd accepts no responsibility for the completeness or accuracy of any of the information contained herein, and makes no representations about its suitability for any particular purpose. Users should make their own judgements about those matters and/or seek independent advice. You assume all risks associated with use of the data provided on this page.

Race Results

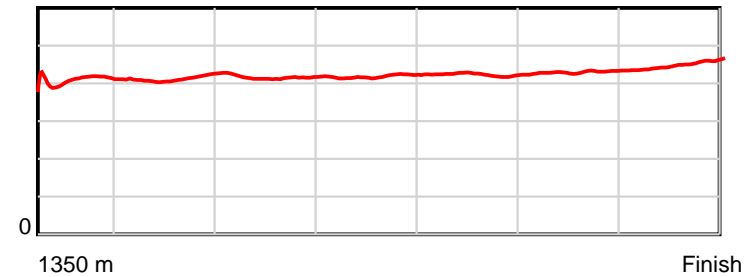
January 07, 2015, Race 6, BM62, Distance 1350m, Spreyton - Offset 0m

| Result | TAB no. | Horse (Barrier) | 1350 to | 1200m to | 1000m to | 800m to | 600m to | 400m to | 200m to | Total or | Margin |
|--------|---------|------------------------------|---------|----------|----------|---------|---------|---------|---------|----------|--------|
| 10th | 7 | Incat (6) | 1200m | 1000m | 800m | 600m | 400m | 200m | WP | Average | |
| | | Position in running (margin) | - | 1(0.0) | 1(0.0) | 3(0.5) | 3(1.0) | 6(2.8) | 7(7.3) | | 10.00 |
| | | Sectional time (s) | 11.73 | 11.14 | 11.22 | 11.88 | 12.57 | 13.00 | 14.00 | | |
| | | Cumulative time (s) | 85.55 | 73.82 | 62.68 | 51.45 | 39.57 | 27.00 | 14.00 | 1:25.54 | |
| | | Speed (m/s) | 12.79 | 17.95 | 17.83 | 16.84 | 15.91 | 15.38 | 14.29 | 15.78 | |
| | | Stride length (m) | 5.34 | 7.39 | 7.40 | 7.04 | 6.72 | 6.62 | 6.44 | 6.70 | |
| | | Stride duration (s) | 0.407 | 0.412 | 0.415 | 0.418 | 0.423 | 0.430 | 0.451 | 0.424 | |
| | | Stride efficiency (%) | 44.62 | 85.34 | 85.65 | 77.49 | 70.65 | 68.48 | 64.79 | 70.11 | |
| | | Stride count | 28.07 | 27.06 | 27.01 | 28.40 | 29.74 | 30.21 | 31.06 | 201.55 | |

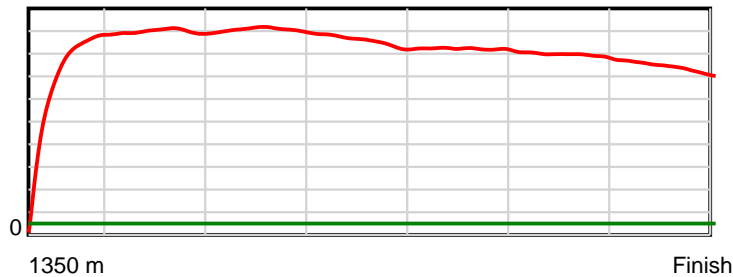
10 m Stride length



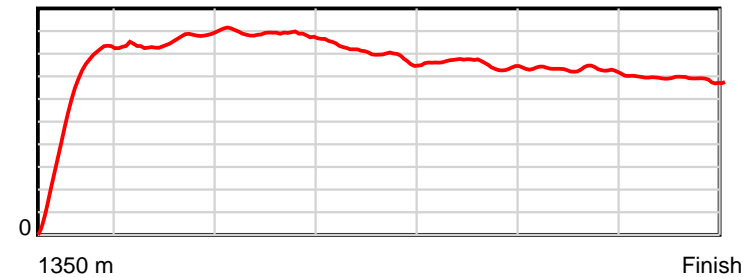
0.6 s Stride duration



20 m/sec Speed



100 % Stride efficiency



Note: Horizontal distance axis grid lines are 200m furlongs.

Disclaimer.

Tasracing Pty Ltd and Thoroughbred Ratings Pty Ltd accepts no responsibility for the completeness or accuracy of any of the information contained herein, and makes no representations about its suitability for any particular purpose. Users should make their own judgements about those matters and/or seek independent advice. You assume all risks associated with use of the data provided on this page.