



Race Results

Tasmanian Racing Club, Hobart, January 11, 2015

Compilation date: January 12, 2015, 7:44:47 AM (EST)

Copyright © 2015 Tasracing Pty Ltd. All rights reserved.

Trademarks.

StrideMASTER is a registered trademark of Thoroughbred Ratings Pty Ltd.

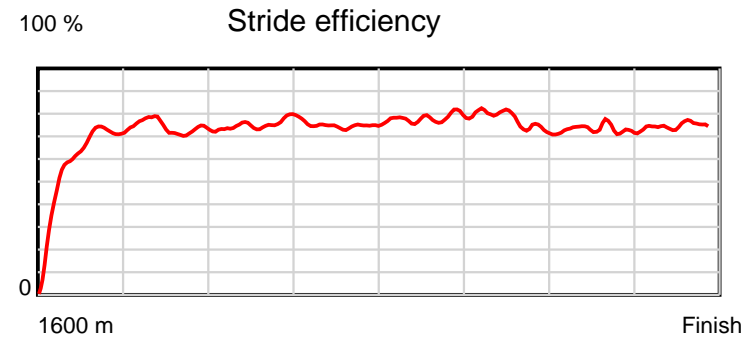
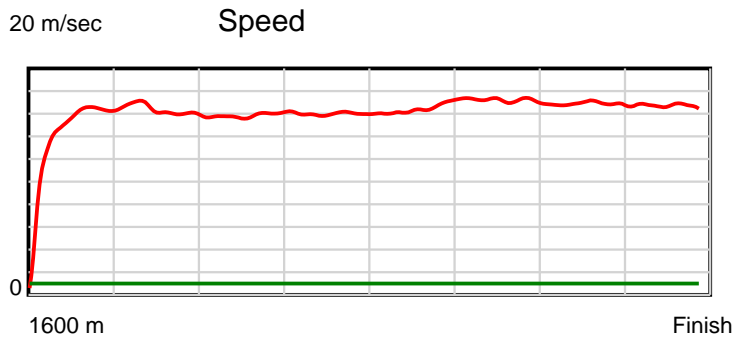
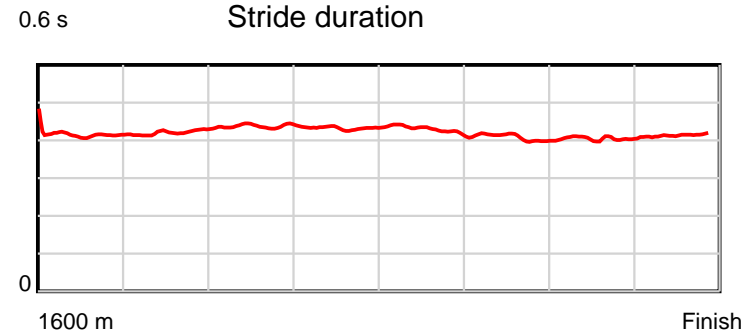
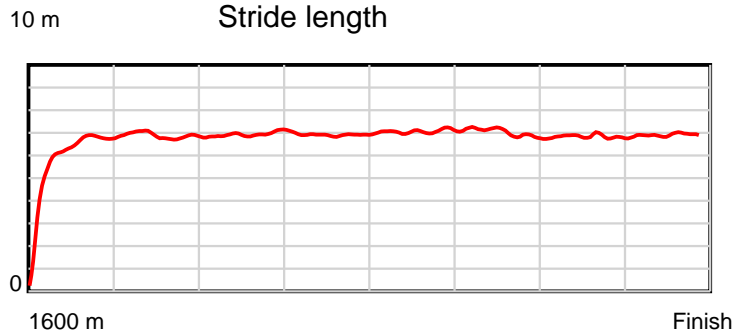
Disclaimer.

Tasracing Pty Ltd and Thoroughbred Ratings Pty Ltd accepts no responsibility for the completeness or accuracy of any of the information contained herein, and makes no representations about its suitability for any particular purpose. Users should make their own judgements about those matters and/or seek independent advice. You assume all risks associated with use of the data provided on this page.

Race Results

January 11, 2015, Race 1, MDN/CL1-SW, Distance 1600m, Elwick Course Proper - Offset 0m

Result	TAB no.	Horse (Barrier)	1600 to	1400m to	1200m to	1000m to	800m to	600m to	400m to	200m to	Total or	Margin
1st	9	Shayana (9)	1400m	1200m	1000m	800m	600m	400m	200m	WP	Average	
		Position in running (margin)	-	5(2.6)	5(3.5)	5(5.0)	6(6.0)	5(5.4)	3(3.9)	1(0.0)		0.00
		Sectional time (s)	15.14	12.15	12.59	12.39	12.01	11.77	11.45	11.84		
		Cumulative time (s)	99.34	84.20	72.05	59.46	47.07	35.06	23.29	11.84	1:39.34	
		Speed (m/s)	13.21	16.46	15.89	16.14	16.65	16.99	17.47	16.89	16.11	
		Stride length (m)	5.58	6.93	6.95	6.98	7.18	6.93	7.05	6.99	6.78	
		Stride duration (s)	0.422	0.421	0.437	0.432	0.431	0.408	0.404	0.414	0.421	
		Stride efficiency (%)	48.61	74.98	75.48	76.09	80.49	75.00	77.73	76.39	71.90	
		Stride count	35.86	28.87	28.78	28.66	27.87	28.87	28.36	28.61	235.88	



Note: Horizontal distance axis grid lines are 200m furlongs.

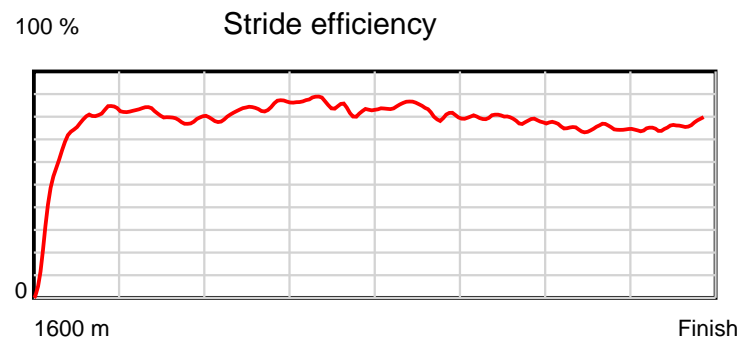
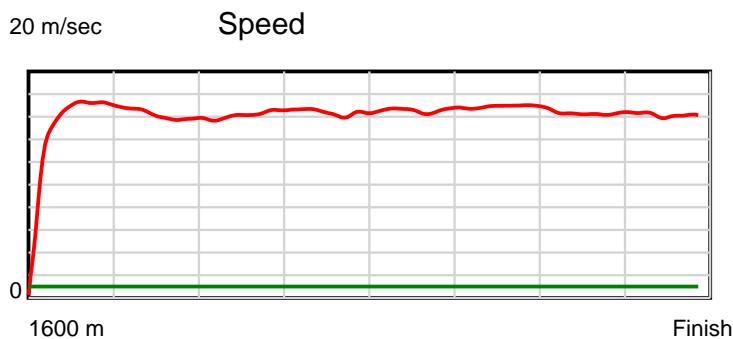
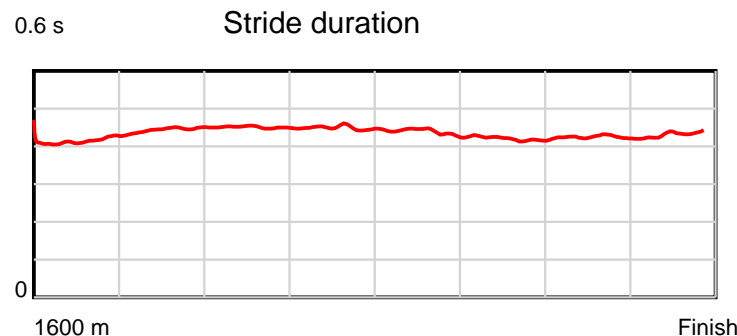
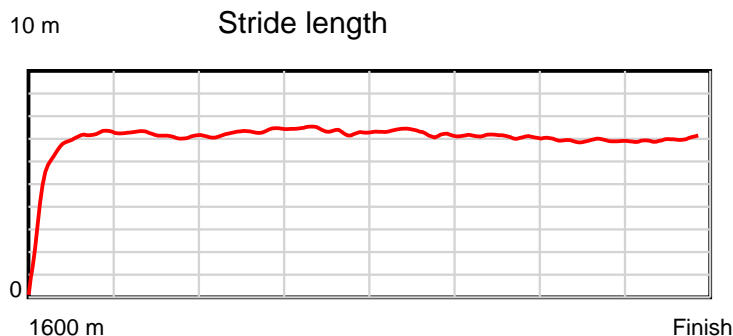
Disclaimer.

Tasracing Pty Ltd and Thoroughbred Ratings Pty Ltd accepts no responsibility for the completeness or accuracy of any of the information contained herein, and makes no representations about its suitability for any particular purpose. Users should make their own judgements about those matters and/or seek independent advice. You assume all risks associated with use of the data provided on this page.

Race Results

January 11, 2015, Race 1, MDN/CL1-SW, Distance 1600m, Elwick Course Proper - Offset 0m

Result	TAB no.	Horse (Barrier)	1600 to	1400m to	1200m to	1000m to	800m to	600m to	400m to	200m to	Total or	Margin
2nd	1	Arkadashim (4)	1400m	1200m	1000m	800m	600m	400m	200m	WP	Average	
		Position in running (margin)	-	2(0.0)	1(0.0)	1(0.0)	1(0.0)	1(0.0)	1(0.0)	2(0.6)		2.30
		Sectional time (s)	14.59	12.00	12.35	12.23	12.10	12.02	12.21	12.27		
		Cumulative time (s)	99.77	85.18	73.18	60.83	48.60	36.51	24.48	12.27	1:39.76	
		Speed (m/s)	13.71	16.67	16.19	16.35	16.53	16.64	16.38	16.30	16.04	
		Stride length (m)	5.75	7.36	7.30	7.33	7.30	7.01	6.94	7.03	6.96	
		Stride duration (s)	0.415	0.442	0.451	0.448	0.441	0.421	0.424	0.431	0.434	
		Stride efficiency (%)	51.64	84.74	83.36	84.05	83.18	76.71	75.28	77.14	75.73	
		Stride count	34.79	27.16	27.38	27.27	27.41	28.54	28.82	28.47	229.84	



Note: Horizontal distance axis grid lines are 200m furlongs.

Disclaimer.

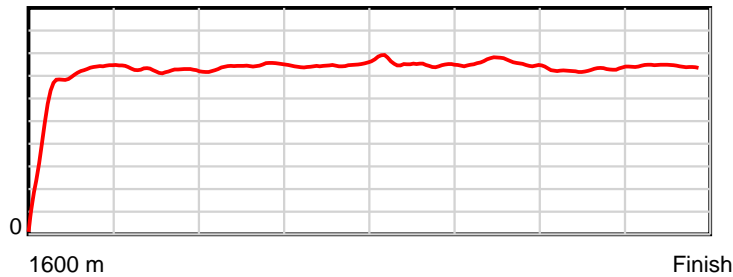
Tasracing Pty Ltd and Thoroughbred Ratings Pty Ltd accepts no responsibility for the completeness or accuracy of any of the information contained herein, and makes no representations about its suitability for any particular purpose. Users should make their own judgements about those matters and/or seek independent advice. You assume all risks associated with use of the data provided on this page.

Race Results

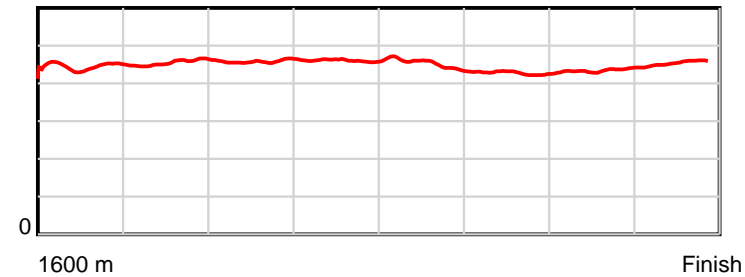
January 11, 2015, Race 1, MDN/CL1-SW, Distance 1600m, Elwick Course Proper - Offset 0m

Result	TAB no.	Horse (Barrier)	1600 to	1400m to	1200m to	1000m to	800m to	600m to	400m to	200m to	Total or	Margin
3rd	6	Victory Medal (5)	1400m	1200m	1000m	800m	600m	400m	200m	WP	Average	
		Position in running (margin)	-	8(4.6)	6(4.5)	4(4.4)	4(5.4)	4(5.4)	4(4.6)	4(3.2)		5.30
		Sectional time (s)	15.62	11.97	12.34	12.40	12.09	11.88	11.88	12.15		
		Cumulative time (s)	100.34	84.72	72.75	60.41	48.01	35.92	24.03	12.15	1:40.34	
		Speed (m/s)	12.81	16.71	16.21	16.13	16.54	16.84	16.84	16.46	15.95	
		Stride length (m)	5.69	7.56	7.42	7.43	7.54	7.20	7.28	7.45	7.14	
		Stride duration (s)	0.434	0.452	0.458	0.461	0.456	0.428	0.433	0.453	0.448	
		Stride efficiency (%)	50.66	89.32	86.14	86.26	88.85	81.01	82.91	86.71	79.70	
		Stride count	35.12	26.45	26.94	26.92	26.52	27.78	27.46	26.85	224.04	

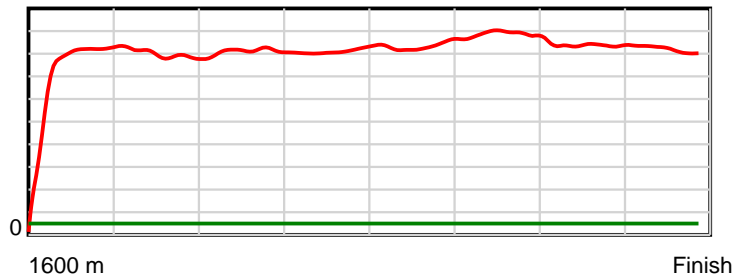
10 m Stride length



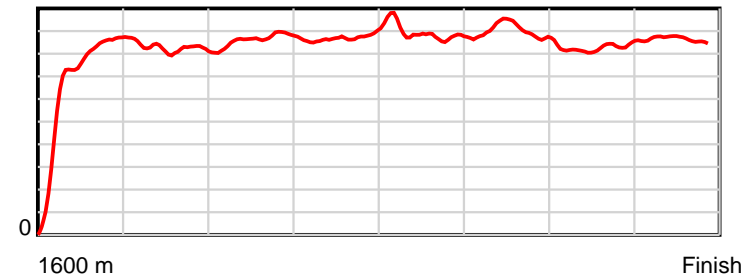
0.6 s Stride duration



20 m/sec Speed



100 % Stride efficiency



Note: Horizontal distance axis grid lines are 200m furlongs.

Disclaimer.

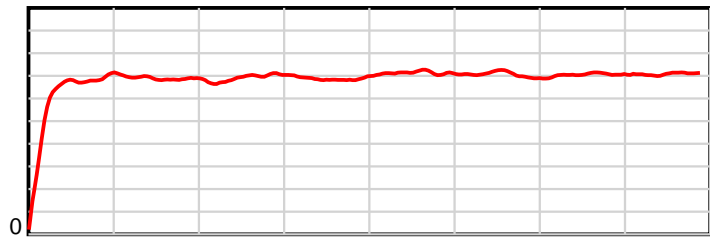
Tasracing Pty Ltd and Thoroughbred Ratings Pty Ltd accepts no responsibility for the completeness or accuracy of any of the information contained herein, and makes no representations about its suitability for any particular purpose. Users should make their own judgements about those matters and/or seek independent advice. You assume all risks associated with use of the data provided on this page.

Race Results

January 11, 2015, Race 1, MDN/CL1-SW, Distance 1600m, Elwick Course Proper - Offset 0m

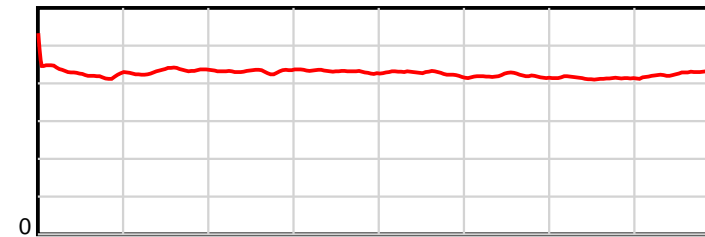
Result	TAB no.	Horse (Barrier)	1600 to	1400m to	1200m to	1000m to	800m to	600m to	400m to	200m to	Total or	Margin
4th	8	Incumsdacash (10)	1400m	1200m	1000m	800m	600m	400m	200m	WP	Average	
		Position in running (margin)	-	6(4.0)	8(7.0)	7(6.5)	7(8.3)	7(7.9)	8(10.0)	5(6.2)		7.80
		Sectional time (s)	15.66	12.49	12.27	12.53	12.03	12.37	11.47	11.99		
		Cumulative time (s)	100.81	85.15	72.66	60.40	47.87	35.83	23.46	11.99	1:40.81	
		Speed (m/s)	12.77	16.01	16.30	15.96	16.63	16.17	17.44	16.68	15.87	
		Stride length (m)	5.77	6.92	7.03	6.90	7.12	6.78	7.21	7.07	6.82	
		Stride duration (s)	0.438	0.432	0.431	0.432	0.429	0.419	0.414	0.424	0.430	
		Stride efficiency (%)	52.04	74.79	77.32	74.31	79.30	71.77	81.30	78.04	72.68	
		Stride count	34.66	28.91	28.43	29.00	28.07	29.51	27.73	28.30	234.61	

10 m Stride length



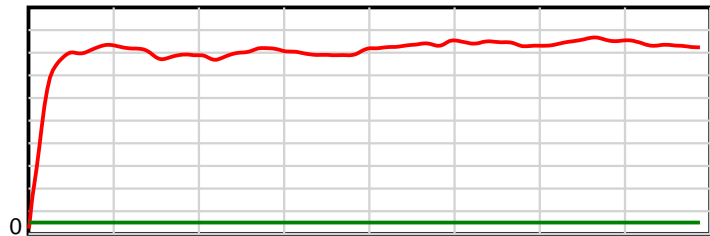
1600 m Finish

0.6 s Stride duration



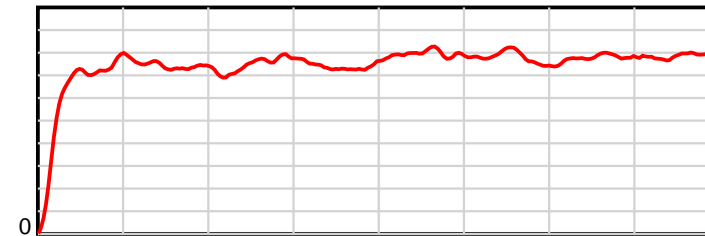
1600 m Finish

20 m/sec Speed



1600 m Finish

100 % Stride efficiency



1600 m Finish

Note: Horizontal distance axis grid lines are 200m furlongs.

Disclaimer.

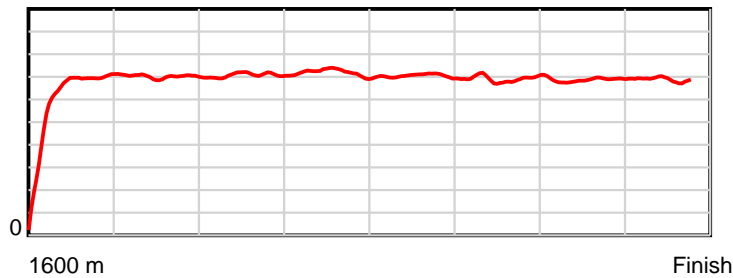
Tasracing Pty Ltd and Thoroughbred Ratings Pty Ltd accepts no responsibility for the completeness or accuracy of any of the information contained herein, and makes no representations about its suitability for any particular purpose. Users should make their own judgements about those matters and/or seek independent advice. You assume all risks associated with use of the data provided on this page.

Race Results

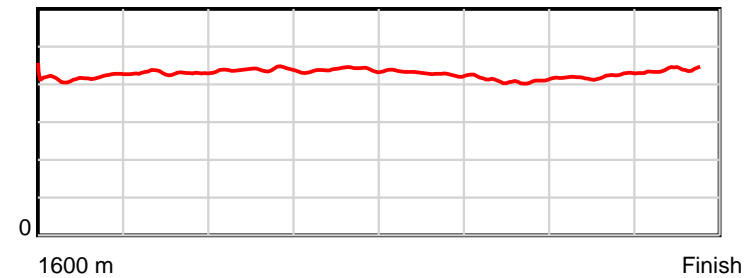
January 11, 2015, Race 1, MDN/CL1-SW, Distance 1600m, Elwick Course Proper - Offset 0m

Result	TAB no.	Horse (Barrier)	1600 to	1400m to	1200m to	1000m to	800m to	600m to	400m to	200m to	Total or	Margin
5th	10	Eternal Dream (3)	1400m	1200m	1000m	800m	600m	400m	200m	WP	Average	
		Position in running (margin)	-	4(2.2)	3(2.2)	2(1.5)	2(1.8)	2(2.9)	2(3.2)	3(2.6)		8.80
		Sectional time (s)	15.54	12.01	12.22	12.28	12.29	12.08	11.99	12.61		
		Cumulative time (s)	101.01	85.47	73.46	61.24	48.96	36.67	24.60	12.61	1:41.01	
		Speed (m/s)	12.87	16.65	16.37	16.29	16.27	16.56	16.68	15.86	15.84	
		Stride length (m)	5.54	7.15	7.17	7.14	7.02	6.82	6.98	6.93	6.80	
		Stride duration (s)	0.413	0.429	0.438	0.439	0.431	0.412	0.418	0.437	0.429	
		Stride efficiency (%)	48.02	79.80	80.33	79.77	76.99	72.61	76.14	75.03	72.26	
		Stride count	36.08	27.99	27.89	27.99	28.49	29.34	28.65	28.86	235.29	

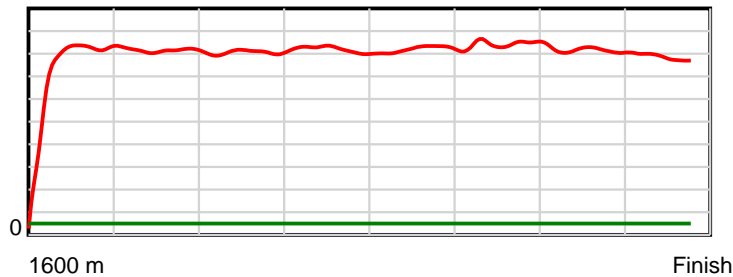
10 m Stride length



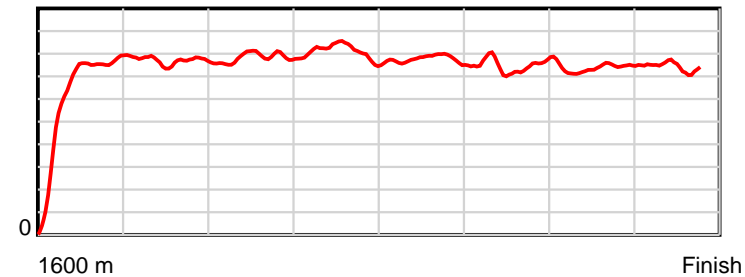
0.6 s Stride duration



20 m/sec Speed



100 % Stride efficiency



Note: Horizontal distance axis grid lines are 200m furlongs.

Disclaimer.

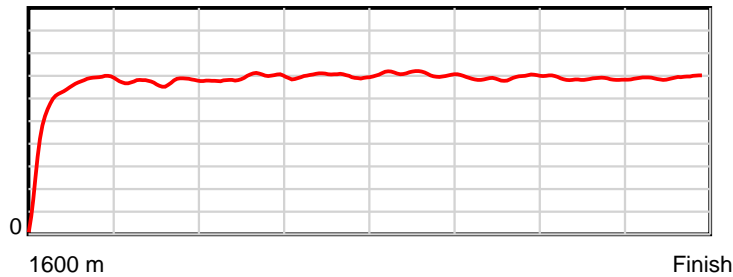
Tasracing Pty Ltd and Thoroughbred Ratings Pty Ltd accepts no responsibility for the completeness or accuracy of any of the information contained herein, and makes no representations about its suitability for any particular purpose. Users should make their own judgements about those matters and/or seek independent advice. You assume all risks associated with use of the data provided on this page.

Race Results

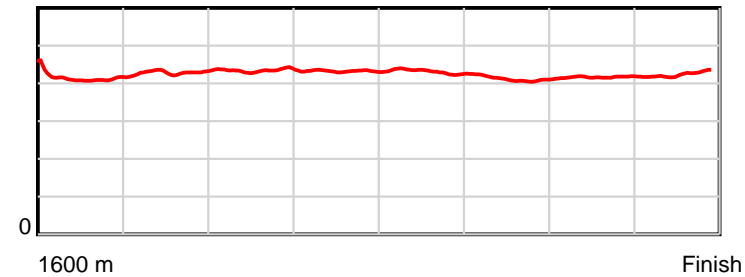
January 11, 2015, Race 1, MDN/CL1-SW, Distance 1600m, Elwick Course Proper - Offset 0m

Result	TAB no.	Horse (Barrier)	1600 to	1400m to	1200m to	1000m to	800m to	600m to	400m to	200m to	Total or	Margin
6th	5	Strictly Roman... (1)	1400m	1200m	1000m	800m	600m	400m	200m	WP	Average	
		Position in running (margin)	-	3(1.4)	4(3.5)	6(5.0)	5(5.5)	6(6.5)	5(7.5)	6(7.1)		9.00
		Sectional time (s)	15.25	12.36	12.59	12.31	12.26	12.20	12.03	12.04		
		Cumulative time (s)	101.05	85.80	73.44	60.85	48.54	36.28	24.08	12.04	1:41.05	
		Speed (m/s)	13.12	16.18	15.89	16.25	16.31	16.39	16.63	16.61	15.83	
		Stride length (m)	5.51	6.92	6.90	7.03	7.04	6.77	6.92	7.04	6.72	
		Stride duration (s)	0.410	0.428	0.434	0.432	0.431	0.413	0.416	0.424	0.425	
		Stride efficiency (%)	47.40	74.83	74.43	77.14	77.35	71.56	74.80	77.50	70.65	
		Stride count	36.31	28.90	28.98	28.47	28.43	29.56	28.91	28.40	237.96	

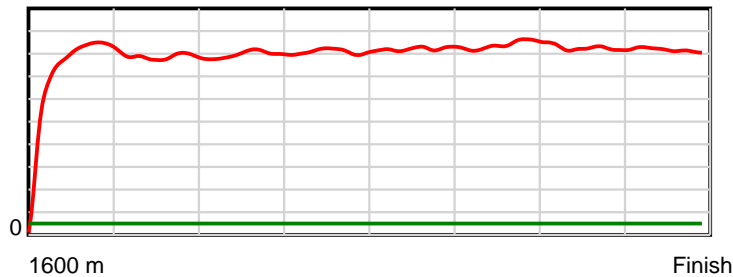
10 m Stride length



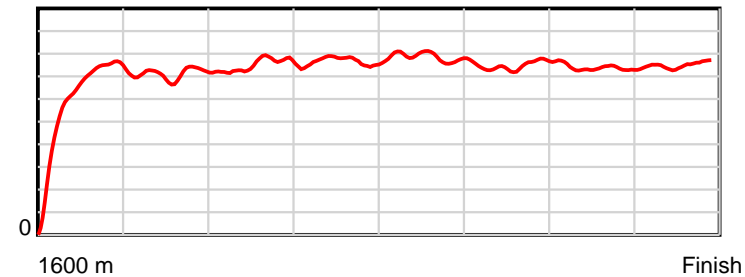
0.6 s Stride duration



20 m/sec Speed



100 % Stride efficiency



Note: Horizontal distance axis grid lines are 200m furlongs.

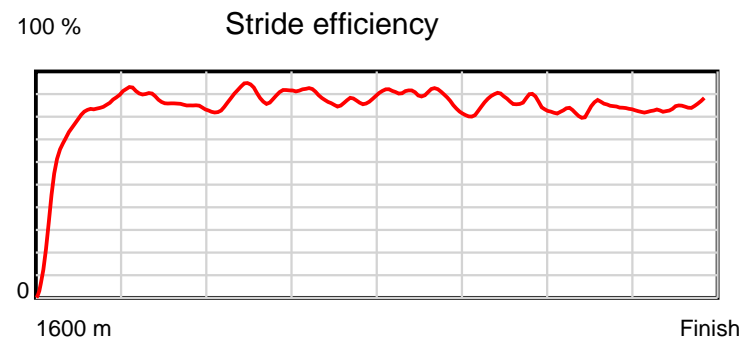
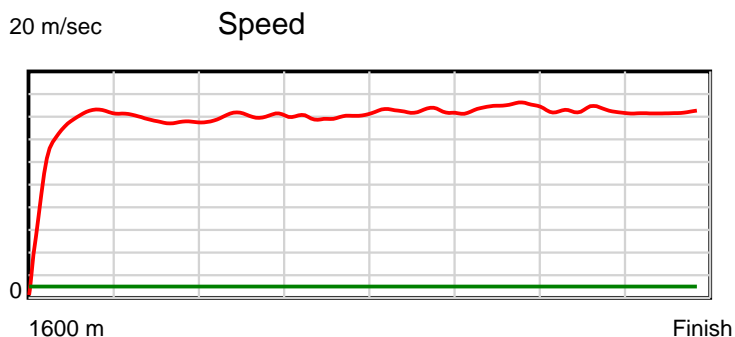
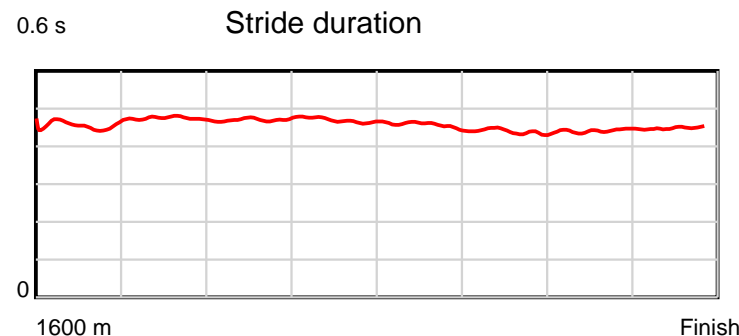
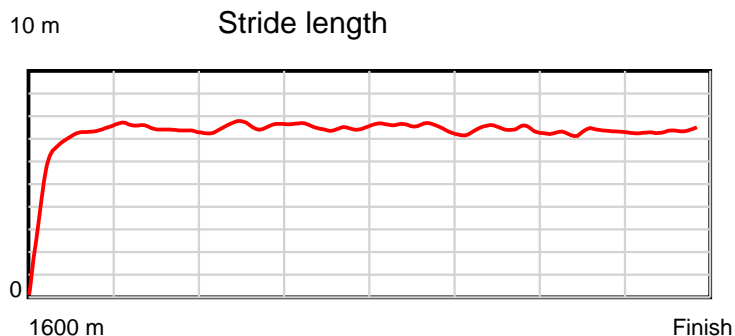
Disclaimer.

Tasracing Pty Ltd and Thoroughbred Ratings Pty Ltd accepts no responsibility for the completeness or accuracy of any of the information contained herein, and makes no representations about its suitability for any particular purpose. Users should make their own judgements about those matters and/or seek independent advice. You assume all risks associated with use of the data provided on this page.

Race Results

January 11, 2015, Race 1, MDN/CL1-SW, Distance 1600m, Elwick Course Proper - Offset 0m

Result	TAB no.	Horse (Barrier)	1600 to	1400m to	1200m to	1000m to	800m to	600m to	400m to	200m to	Total or	Margin
7th	2	Known About To... (8)	1400m	1200m	1000m	800m	600m	400m	200m	WP	Average	
		Position in running (margin)	-	7(4.6)	7(7.0)	8(6.7)	8(8.3)	8(8.1)	7(9.1)	8(8.7)		9.80
		Sectional time (s)	15.71	12.39	12.31	12.50	12.06	12.20	12.03	12.00		
		Cumulative time (s)	101.20	85.49	73.10	60.78	48.29	36.23	24.03	12.00	1:41.20	
		Speed (m/s)	12.73	16.14	16.25	16.00	16.58	16.39	16.63	16.67	15.81	
		Stride length (m)	5.97	7.67	7.62	7.53	7.63	7.20	7.31	7.47	7.26	
		Stride duration (s)	0.459	0.475	0.469	0.470	0.460	0.439	0.440	0.449	0.459	
		Stride efficiency (%)	55.77	91.86	90.80	88.55	90.90	81.07	83.51	87.31	82.29	
		Stride count	33.48	26.09	26.24	26.57	26.22	27.77	27.36	26.76	220.49	



Note: Horizontal distance axis grid lines are 200m furlongs.

Disclaimer.

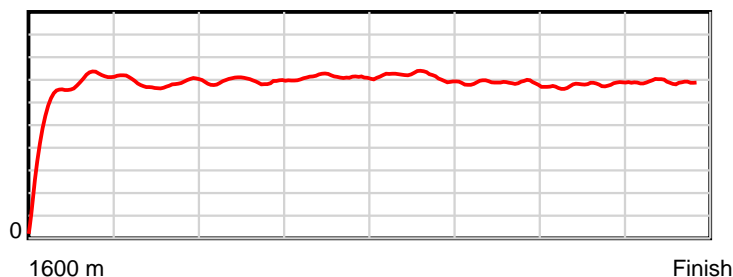
Tasracing Pty Ltd and Thoroughbred Ratings Pty Ltd accepts no responsibility for the completeness or accuracy of any of the information contained herein, and makes no representations about its suitability for any particular purpose. Users should make their own judgements about those matters and/or seek independent advice. You assume all risks associated with use of the data provided on this page.

Race Results

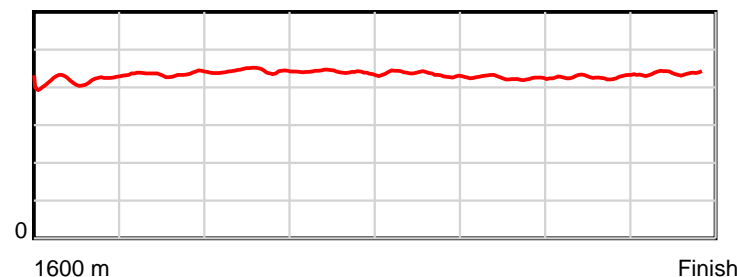
January 11, 2015, Race 1, MDN/CL1-SW, Distance 1600m, Elwick Course Proper - Offset 0m

Result	TAB no.	Horse (Barrier)	1600 to	1400m to	1200m to	1000m to	800m to	600m to	400m to	200m to	Total or	Margin
8th	12	What a Night (2)	1400m	1200m	1000m	800m	600m	400m	200m	WP	Average	
		Position in running (margin)	-	1(0.0)	2(2.2)	3(4.0)	3(4.8)	3(4.9)	6(7.5)	7(8.7)		39.20
		Sectional time (s)	20.38	12.37	12.65	12.35	12.12	12.46	12.30	12.60		
		Cumulative time (s)	107.22	86.84	74.47	61.82	49.47	37.35	24.89	12.60	1:47.22	
		Speed (m/s)	9.81	16.17	15.81	16.19	16.50	16.05	16.26	15.87	14.92	
		Stride length (m)	5.72	7.03	7.00	7.14	7.17	6.84	6.92	6.94	6.81	
		Stride duration (s)	0.416	0.435	0.443	0.441	0.434	0.426	0.425	0.437	0.457	
		Stride efficiency (%)	51.12	77.26	76.59	79.77	80.23	73.11	74.76	75.27	72.52	
		Stride count	34.97	28.44	28.57	27.99	27.91	29.24	28.92	28.82	234.86	

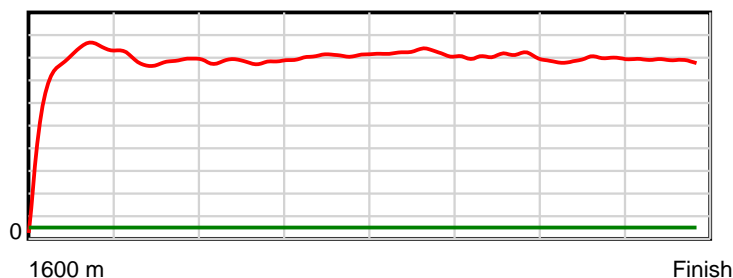
10 m Stride length



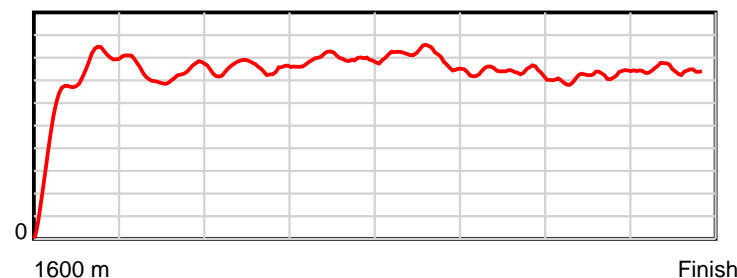
0.6 s Stride duration



20 m/sec Speed



100 % Stride efficiency



Note: Horizontal distance axis grid lines are 200m furlongs.

Disclaimer.

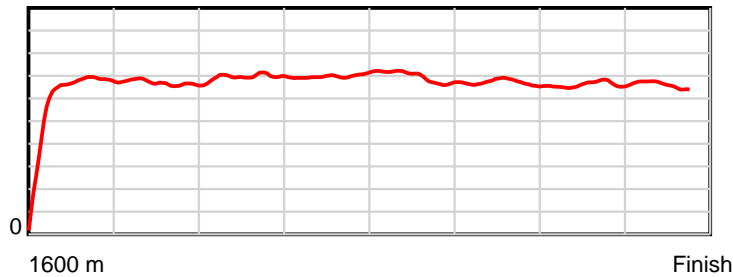
Tasracing Pty Ltd and Thoroughbred Ratings Pty Ltd accepts no responsibility for the completeness or accuracy of any of the information contained herein, and makes no representations about its suitability for any particular purpose. Users should make their own judgements about those matters and/or seek independent advice. You assume all risks associated with use of the data provided on this page.

Race Results

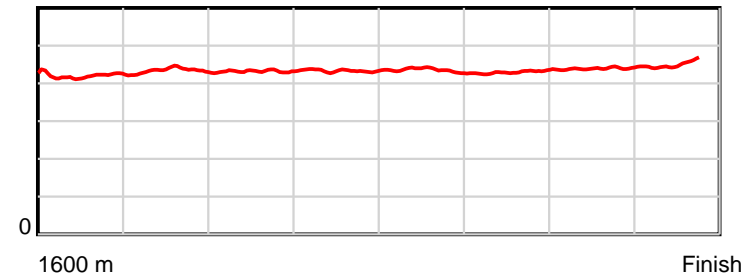
January 11, 2015, Race 1, MDN/CL1-SW, Distance 1600m, Elwick Course Proper - Offset 0m

Result	TAB no.	Horse (Barrier)	1600 to	1400m to	1200m to	1000m to	800m to	600m to	400m to	200m to	Total or	Margin
9th	11	Bachelor Fever (6)	1400m	1200m	1000m	800m	600m	400m	200m	WP	Average	
		Position in running (margin)	-	9(4.7)	9(7.9)	9(7.9)	9(8.6)	9(10.9)	9(18.3)	9(22.5)		38.90
		Sectional time (s)	17.72	12.53	12.35	12.34	12.49	13.26	12.80	13.67		
		Cumulative time (s)	107.16	89.44	76.91	64.56	52.22	39.73	26.47	13.67	1:47.16	
		Speed (m/s)	11.29	15.96	16.19	16.21	16.01	15.08	15.62	14.63	14.93	
		Stride length (m)	5.51	6.90	6.99	7.02	6.98	6.45	6.85	6.58	6.62	
		Stride duration (s)	0.421	0.432	0.432	0.433	0.436	0.428	0.438	0.450	0.443	
		Stride efficiency (%)	47.41	74.38	76.31	76.99	76.15	65.05	73.22	67.72	68.50	
		Stride count	36.31	28.99	28.62	28.49	28.65	31.00	29.22	30.38	241.66	

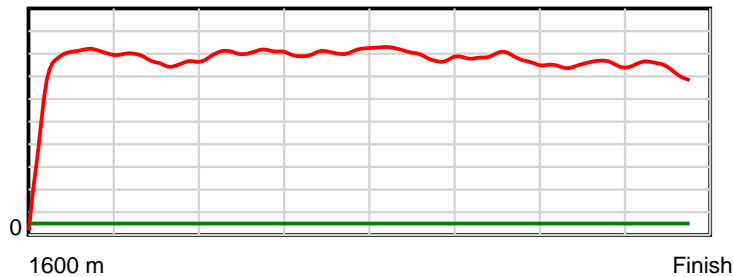
10 m Stride length



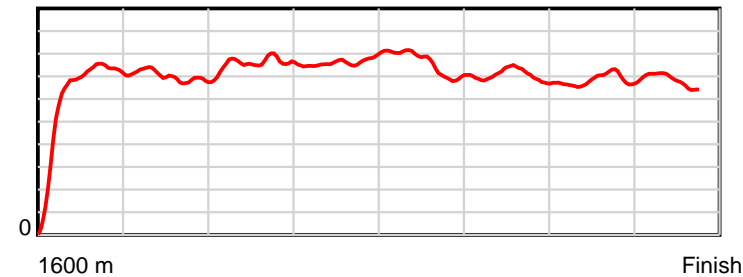
0.6 s Stride duration



20 m/sec Speed



100 % Stride efficiency



Note: Horizontal distance axis grid lines are 200m furlongs.

Disclaimer.

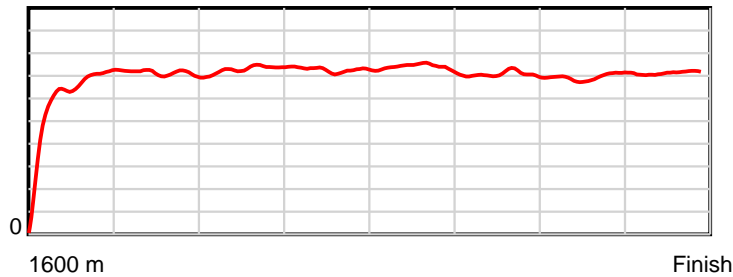
Tasracing Pty Ltd and Thoroughbred Ratings Pty Ltd accepts no responsibility for the completeness or accuracy of any of the information contained herein, and makes no representations about its suitability for any particular purpose. Users should make their own judgements about those matters and/or seek independent advice. You assume all risks associated with use of the data provided on this page.

Race Results

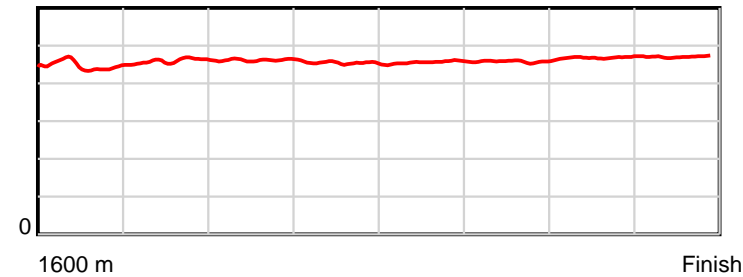
January 11, 2015, Race 1, MDN/CL1-SW, Distance 1600m, Elwick Course Proper - Offset 0m

Result	TAB no.	Horse (Barrier)	1600 to	1400m to	1200m to	1000m to	800m to	600m to	400m to	200m to	Total or	Margin
10th	3	Give Me a Tip (7)	1400m	1200m	1000m	800m	600m	400m	200m	WP	Average	
		Position in running (margin)	-	10(6.9)	10(10.0)	10(11.2)	10(12.4)	10(13.2)	10(20.7)	10(27.9)		39.20
		Sectional time (s)	17.75	12.50	12.55	12.43	12.23	13.28	13.30	13.18		
		Cumulative time (s)	107.22	89.47	76.97	64.42	51.99	39.75	26.48	13.18	1:47.22	
		Speed (m/s)	11.27	16.00	15.94	16.09	16.35	15.06	15.04	15.17	14.92	
		Stride length (m)	5.69	7.35	7.35	7.32	7.44	6.89	7.04	7.14	6.98	
		Stride duration (s)	0.446	0.459	0.461	0.455	0.455	0.458	0.468	0.470	0.468	
		Stride efficiency (%)	50.62	84.39	84.32	83.75	86.52	74.24	77.34	79.60	76.11	
		Stride count	35.14	27.22	27.23	27.32	26.88	29.02	28.43	28.02	229.26	

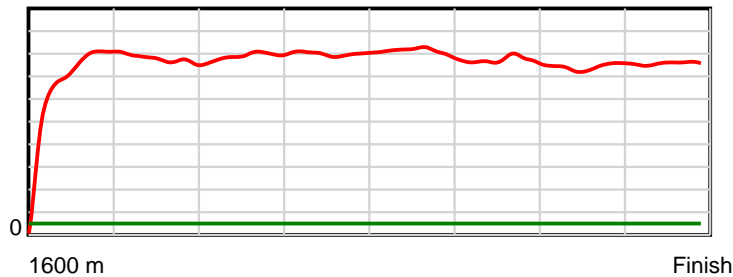
10 m Stride length



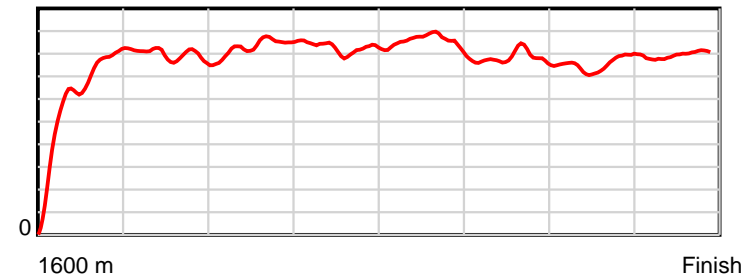
0.6 s Stride duration



20 m/sec Speed



100 % Stride efficiency



Note: Horizontal distance axis grid lines are 200m furlongs.

Disclaimer.

Tasracing Pty Ltd and Thoroughbred Ratings Pty Ltd accepts no responsibility for the completeness or accuracy of any of the information contained herein, and makes no representations about its suitability for any particular purpose. Users should make their own judgements about those matters and/or seek independent advice. You assume all risks associated with use of the data provided on this page.