



Race Results

Tasmanian Racing Club, Hobart, January 11, 2015

Compilation date: January 12, 2015, 7:46:05 AM (EST)

Copyright © 2015 Tasracing Pty Ltd. All rights reserved.

Trademarks.

StrideMASTER is a registered trademark of Thoroughbred Ratings Pty Ltd.

Disclaimer.

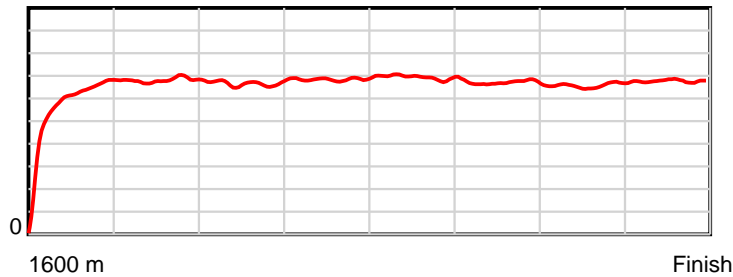
Tasracing Pty Ltd and Thoroughbred Ratings Pty Ltd accepts no responsibility for the completeness or accuracy of any of the information contained herein, and makes no representations about its suitability for any particular purpose. Users should make their own judgements about those matters and/or seek independent advice. You assume all risks associated with use of the data provided on this page.

Race Results

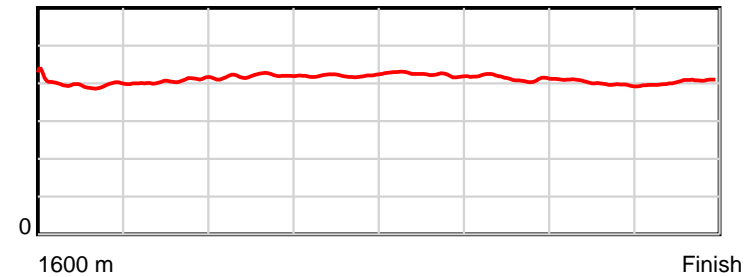
January 11, 2015, Race 2, MDN/CL1-SW, Distance 1600m, Elwick Course Proper - Offset 0m

Result	TAB no.	Horse (Barrier)	1600 to	1400m to	1200m to	1000m to	800m to	600m to	400m to	200m to	Total or	Margin
1st	11	Crib Point (4)	1400m	1200m	1000m	800m	600m	400m	200m	WP	Average	
		Position in running (margin)	-	7(0.0)	8(0.0)	8(0.0)	8(0.0)	7(0.0)	8(0.0)	6(0.0)		0.00
		Sectional time (s)	14.85	11.60	12.52	12.11	12.22	12.93	12.34	11.86		
		Cumulative time (s)	100.43	85.58	73.98	61.46	49.35	37.13	24.20	11.86	1:40.43	
		Speed (m/s)	13.47	17.24	15.97	16.52	16.37	15.47	16.21	16.86	15.93	
		Stride length (m)	5.42	7.00	6.69	6.94	6.95	6.40	6.50	6.81	6.55	
		Stride duration (s)	0.402	0.406	0.419	0.420	0.425	0.414	0.401	0.404	0.411	
		Stride efficiency (%)	45.84	76.60	70.01	75.20	75.43	63.97	66.08	72.51	66.98	
		Stride count	36.93	28.57	29.88	28.83	28.79	31.26	30.76	29.36	244.38	

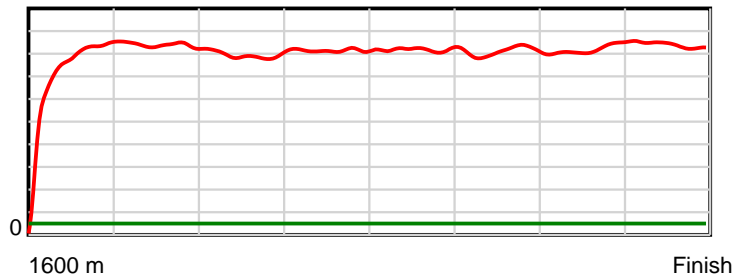
10 m Stride length



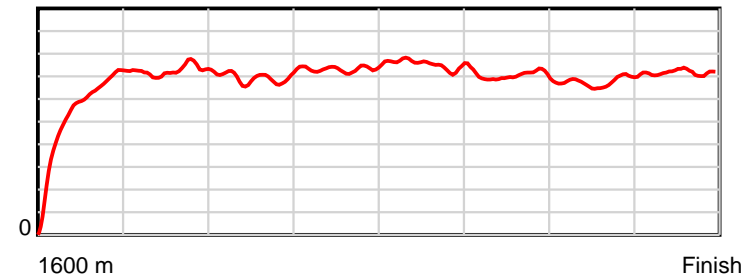
0.6 s Stride duration



20 m/sec Speed



100 % Stride efficiency



Note: Horizontal distance axis grid lines are 200m furlongs.

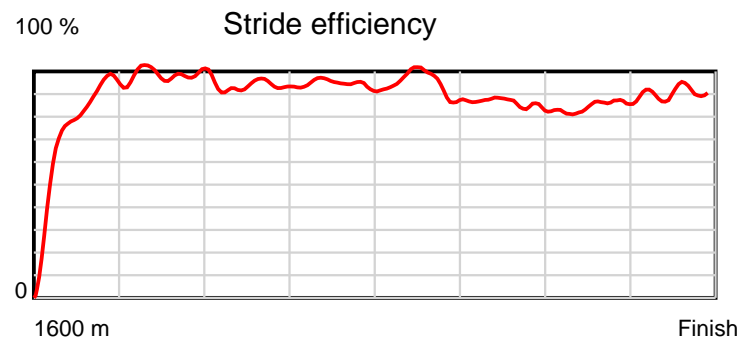
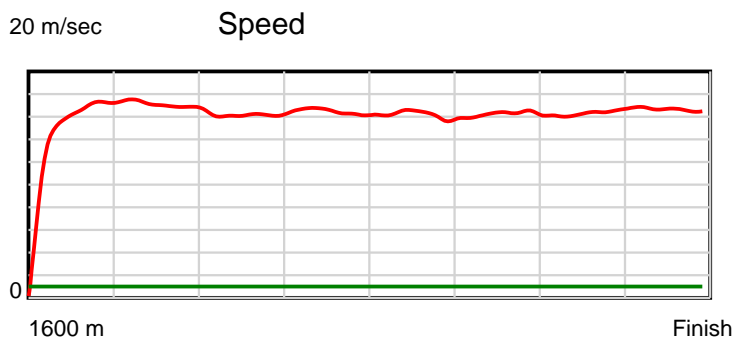
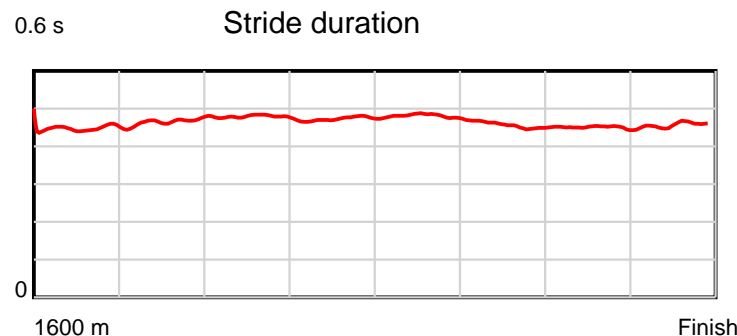
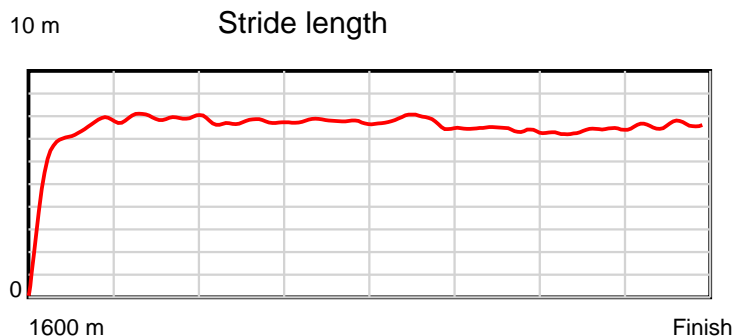
Disclaimer.

Tasracing Pty Ltd and Thoroughbred Ratings Pty Ltd accepts no responsibility for the completeness or accuracy of any of the information contained herein, and makes no representations about its suitability for any particular purpose. Users should make their own judgements about those matters and/or seek independent advice. You assume all risks associated with use of the data provided on this page.

Race Results

January 11, 2015, Race 2, MDN/CL1-SW, Distance 1600m, Elwick Course Proper - Offset 0m

Result	TAB no.	Horse (Barrier)	1600 to	1400m to	1200m to	1000m to	800m to	600m to	400m to	200m to	Total or	Margin
2nd	4	Steven's Wonde... (5)	1400m	1200m	1000m	800m	600m	400m	200m	WP	Average	
		Position in running (margin)	-	6(0.0)	6(0.0)	7(0.0)	7(0.0)	8(0.0)	7(0.0)	4(0.0)		0.20
		Sectional time (s)	15.01	11.48	12.36	12.08	12.61	12.76	12.08	12.09		
		Cumulative time (s)	100.47	85.46	73.98	61.62	49.54	36.93	24.17	12.09	1:40.47	
		Speed (m/s)	13.33	17.42	16.18	16.56	15.86	15.67	16.56	16.54	15.93	
		Stride length (m)	6.20	8.07	7.76	7.83	7.62	7.17	7.46	7.55	7.41	
		Stride duration (s)	0.454	0.463	0.480	0.473	0.480	0.457	0.450	0.457	0.466	
		Stride efficiency (%)	60.03	101.77	94.18	95.69	90.63	80.27	86.88	89.18	85.89	
		Stride count	32.27	24.78	25.76	25.56	26.26	27.90	26.82	26.47	215.82	



Note: Horizontal distance axis grid lines are 200m furlongs.

Disclaimer.

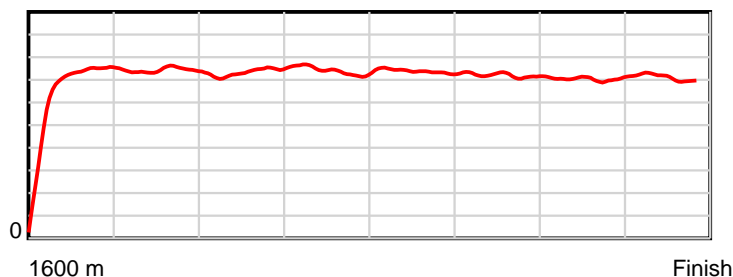
Tasracing Pty Ltd and Thoroughbred Ratings Pty Ltd accepts no responsibility for the completeness or accuracy of any of the information contained herein, and makes no representations about its suitability for any particular purpose. Users should make their own judgements about those matters and/or seek independent advice. You assume all risks associated with use of the data provided on this page.

Race Results

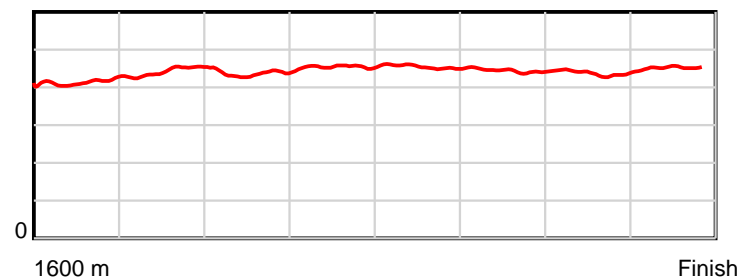
January 11, 2015, Race 2, MDN/CL1-SW, Distance 1600m, Elwick Course Proper - Offset 0m

Result	TAB no.	Horse (Barrier)	1600 to	1400m to	1200m to	1000m to	800m to	600m to	400m to	200m to	Total or	Margin
3rd	8	Livermore (11)	1400m	1200m	1000m	800m	600m	400m	200m	WP	Average	
		Position in running (margin)	-	5(0.0)	5(0.0)	3(0.0)	4(0.0)	3(0.0)	3(0.0)	2(0.0)		0.30
		Sectional time (s)	14.64	11.46	11.95	12.18	12.41	12.71	12.45	12.69		
		Cumulative time (s)	100.49	85.85	74.39	62.44	50.26	37.86	25.15	12.69	1:40.48	
		Speed (m/s)	13.66	17.45	16.74	16.42	16.12	15.74	16.06	15.76	15.92	
		Stride length (m)	5.79	7.66	7.36	7.43	7.33	7.01	7.03	7.10	7.04	
		Stride duration (s)	0.419	0.439	0.440	0.452	0.455	0.445	0.438	0.451	0.442	
		Stride efficiency (%)	52.42	91.68	84.73	86.17	83.89	76.73	77.20	78.77	77.50	
		Stride count	34.53	26.11	27.16	26.93	27.30	28.54	28.45	28.17	227.19	

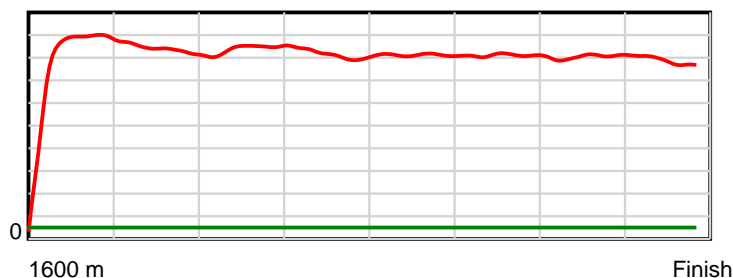
10 m Stride length



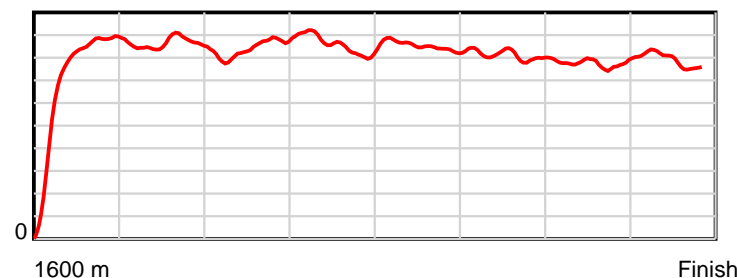
0.6 s Stride duration



20 m/sec Speed



100 % Stride efficiency



Note: Horizontal distance axis grid lines are 200m furlongs.

Disclaimer.

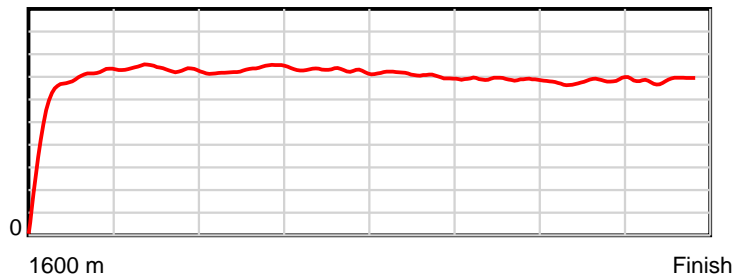
Tasracing Pty Ltd and Thoroughbred Ratings Pty Ltd accepts no responsibility for the completeness or accuracy of any of the information contained herein, and makes no representations about its suitability for any particular purpose. Users should make their own judgements about those matters and/or seek independent advice. You assume all risks associated with use of the data provided on this page.

Race Results

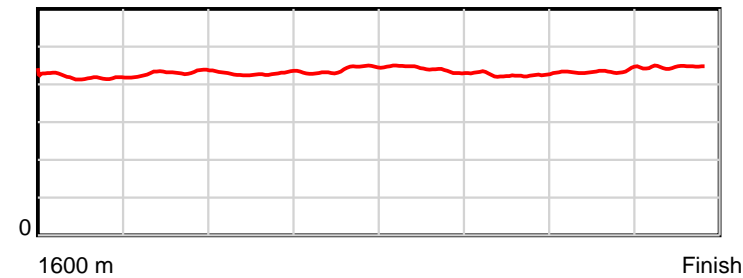
January 11, 2015, Race 2, MDN/CL1-SW, Distance 1600m, Elwick Course Proper - Offset 0m

Result	TAB no.	Horse (Barrier)	1600 to	1400m to	1200m to	1000m to	800m to	600m to	400m to	200m to	Total or	Margin
4th	5	Trelew (7)	1400m	1200m	1000m	800m	600m	400m	200m	WP	Average	
		Position in running (margin)	-	10(0.0)	7(0.0)	2(0.0)	2(0.0)	2(0.0)	2(0.0)	3(0.0)		1.80
		Sectional time (s)	15.37	11.06	11.68	11.90	12.42	12.88	12.80	12.66		
		Cumulative time (s)	100.77	85.40	74.34	62.66	50.76	38.35	25.46	12.66	1:40.76	
		Speed (m/s)	13.01	18.08	17.12	16.81	16.10	15.53	15.62	15.80	15.88	
		Stride length (m)	5.66	7.75	7.33	7.35	7.12	6.60	6.76	7.05	6.90	
		Stride duration (s)	0.431	0.428	0.428	0.437	0.442	0.425	0.433	0.446	0.434	
		Stride efficiency (%)	50.02	93.78	84.07	84.50	79.23	68.12	71.37	77.66	74.34	
		Stride count	35.35	25.82	27.27	27.20	28.09	30.29	29.59	28.37	231.98	

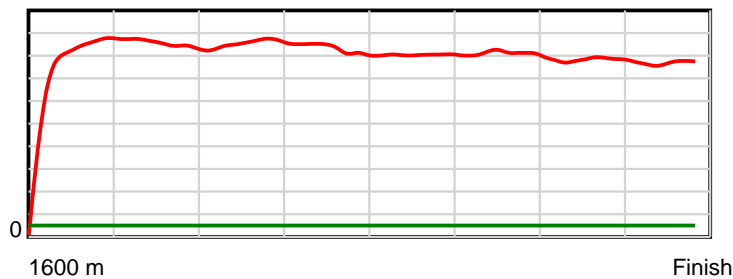
10 m Stride length



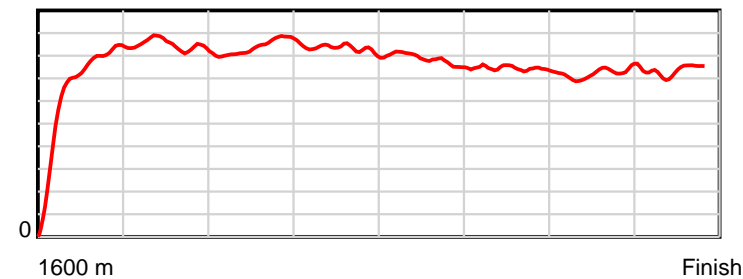
0.6 s Stride duration



20 m/sec Speed



100 % Stride efficiency



Note: Horizontal distance axis grid lines are 200m furlongs.

Disclaimer.

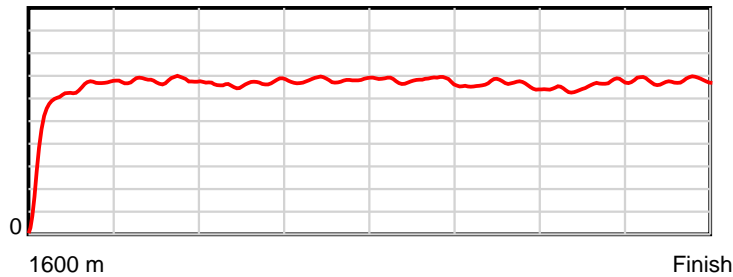
Tasracing Pty Ltd and Thoroughbred Ratings Pty Ltd accepts no responsibility for the completeness or accuracy of any of the information contained herein, and makes no representations about its suitability for any particular purpose. Users should make their own judgements about those matters and/or seek independent advice. You assume all risks associated with use of the data provided on this page.

Race Results

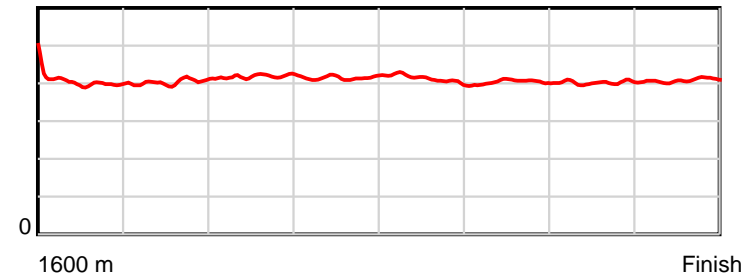
January 11, 2015, Race 2, MDN/CL1-SW, Distance 1600m, Elwick Course Proper - Offset 0m

Result	TAB no.	Horse (Barrier)	1600 to	1400m to	1200m to	1000m to	800m to	600m to	400m to	200m to	Total or	Margin
5th	7	Don't Be Nasty (6)	1400m	1200m	1000m	800m	600m	400m	200m	WP	Average	
		Position in running (margin)	-	8(0.0)	10(0.0)	10(0.0)	10(0.0)	10(0.0)	10(0.0)	9(0.0)		2.10
		Sectional time (s)	14.96	11.62	12.47	12.20	12.25	12.75	12.50	12.08		
		Cumulative time (s)	100.83	85.87	74.25	61.78	49.58	37.33	24.58	12.08	1:40.83	
		Speed (m/s)	13.37	17.21	16.04	16.39	16.33	15.69	16.00	16.56	15.87	
		Stride length (m)	5.56	6.92	6.70	6.79	6.74	6.33	6.42	6.76	6.50	
		Stride duration (s)	0.416	0.402	0.417	0.414	0.413	0.403	0.401	0.408	0.410	
		Stride efficiency (%)	48.37	74.92	70.06	72.11	71.03	62.54	64.39	71.42	66.02	
		Stride count	35.95	28.89	29.87	29.44	29.66	31.61	31.16	29.58	246.16	

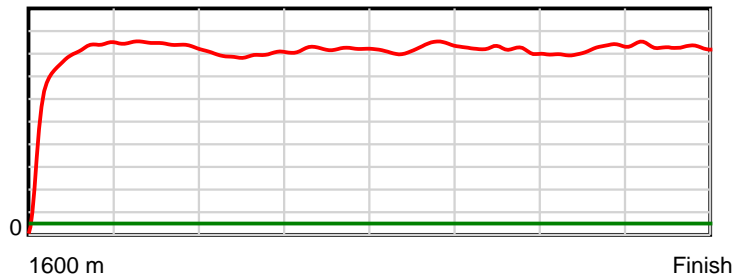
10 m Stride length



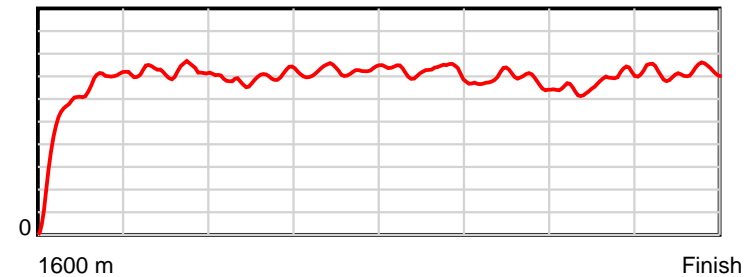
0.6 s Stride duration



20 m/sec Speed



100 % Stride efficiency



Note: Horizontal distance axis grid lines are 200m furlongs.

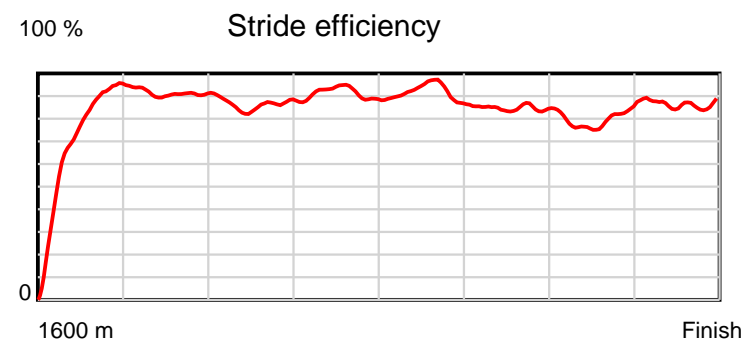
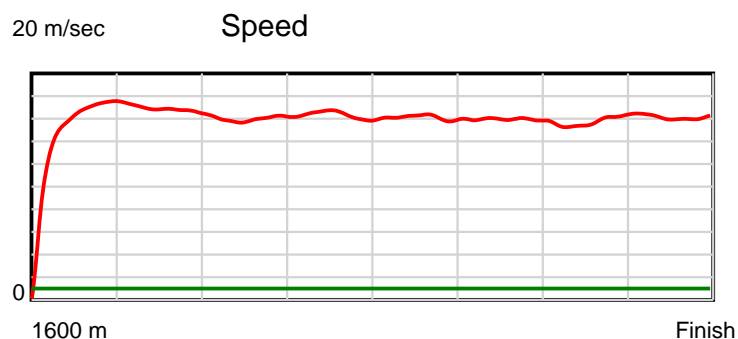
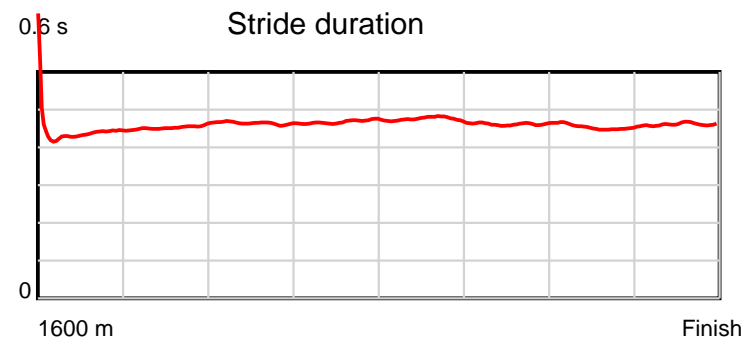
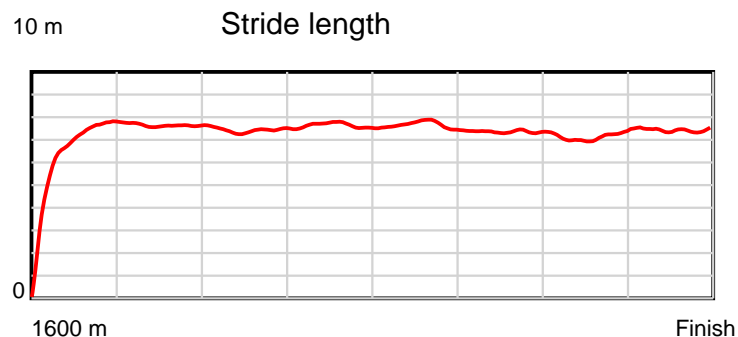
Disclaimer.

Tasracing Pty Ltd and Thoroughbred Ratings Pty Ltd accepts no responsibility for the completeness or accuracy of any of the information contained herein, and makes no representations about its suitability for any particular purpose. Users should make their own judgements about those matters and/or seek independent advice. You assume all risks associated with use of the data provided on this page.

Race Results

January 11, 2015, Race 2, MDN/CL1-SW, Distance 1600m, Elwick Course Proper - Offset 0m

Result	TAB no.	Horse (Barrier)	1600 to	1400m to	1200m to	1000m to	800m to	600m to	400m to	200m to	Total or	Margin
6th	2	All Wrapped Up (2)	1400m	1200m	1000m	800m	600m	400m	200m	WP	Average	
		Position in running (margin)	-	3(0.0)	4(0.0)	6(0.0)	6(0.0)	6(0.0)	5(0.0)	5(0.0)		3.10
		Sectional time (s)	14.52	11.56	12.43	12.21	12.52	12.83	12.51	12.44		
		Cumulative time (s)	101.02	86.50	74.94	62.51	50.30	37.79	24.96	12.44	1:41.02	
		Speed (m/s)	13.78	17.30	16.09	16.38	15.97	15.59	15.99	16.08	15.84	
		Stride length (m)	6.08	7.85	7.47	7.65	7.59	7.19	7.25	7.41	7.27	
		Stride duration (s)	0.438	0.453	0.464	0.467	0.475	0.461	0.453	0.461	0.459	
		Stride efficiency (%)	57.82	96.19	87.08	91.55	89.93	80.75	82.05	85.91	82.62	
		Stride count	32.88	25.49	26.79	26.13	26.36	27.82	27.60	26.97	220.04	



Note: Horizontal distance axis grid lines are 200m furlongs.

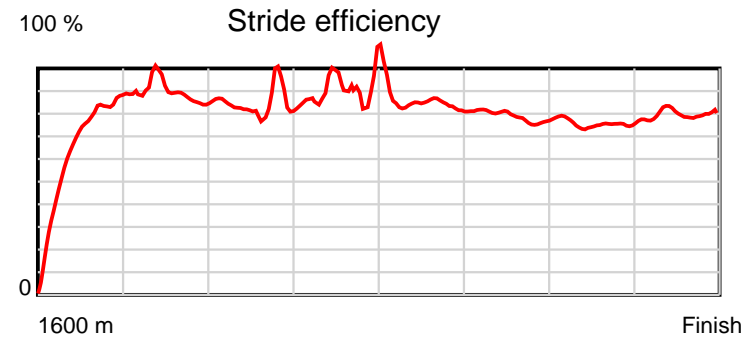
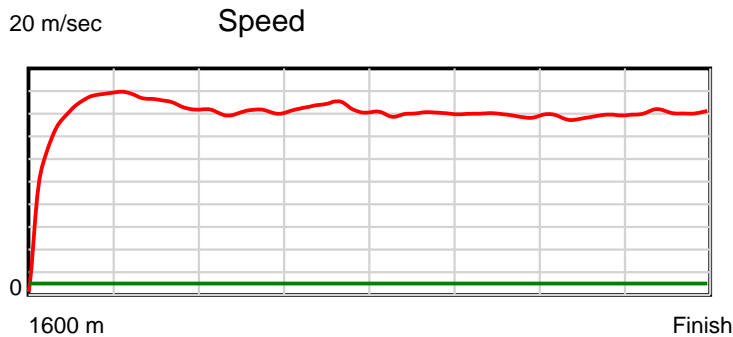
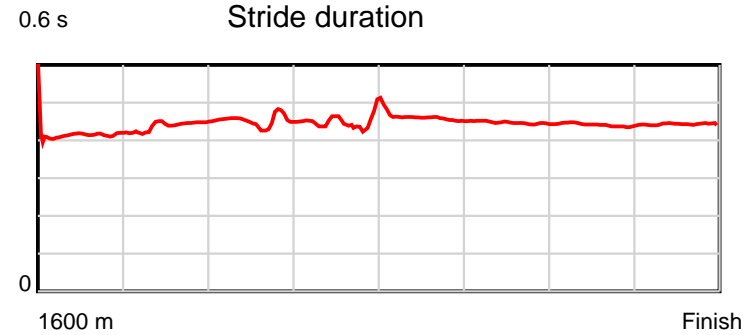
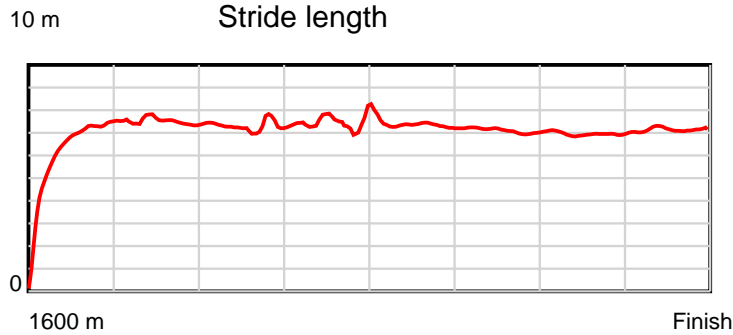
Disclaimer.

Tasracing Pty Ltd and Thoroughbred Ratings Pty Ltd accepts no responsibility for the completeness or accuracy of any of the information contained herein, and makes no representations about its suitability for any particular purpose. Users should make their own judgements about those matters and/or seek independent advice. You assume all risks associated with use of the data provided on this page.

Race Results

January 11, 2015, Race 2, MDN/CL1-SW, Distance 1600m, Elwick Course Proper - Offset 0m

Result	TAB no.	Horse (Barrier)	1600 to	1400m to	1200m to	1000m to	800m to	600m to	400m to	200m to	Total or	Margin
7th	10	So Vain (3)	1400m	1200m	1000m	800m	600m	400m	200m	WP	Average	
		Position in running (margin)	-	2(0.0)	3(0.0)	4(0.0)	3(0.0)	4(0.0)	4(0.0)	7(0.0)		4.10
		Sectional time (s)	14.63	11.57	12.27	12.01	12.79	13.12	12.73	12.10		
		Cumulative time (s)	101.21	86.58	75.01	62.74	50.74	37.95	24.83	12.10	1:41.20	
		Speed (m/s)	13.67	17.29	16.30	16.65	15.64	15.24	15.71	16.53	15.81	
		Stride length (m)	5.70	7.39	7.27	7.04	7.16	6.81	6.93	7.14	6.89	
		Stride duration (s)	0.404	0.428	0.446	0.423	0.458	0.446	0.441	0.432	0.436	
		Stride efficiency (%)	50.80	85.27	82.57	77.44	80.13	72.37	75.15	79.71	74.17	
		Stride count	35.08	27.08	27.51	28.41	27.93	29.39	28.84	28.00	232.24	



Note: Horizontal distance axis grid lines are 200m furlongs.

Disclaimer.

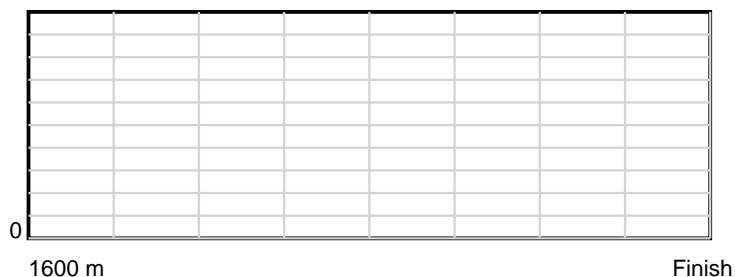
Tasracing Pty Ltd and Thoroughbred Ratings Pty Ltd accepts no responsibility for the completeness or accuracy of any of the information contained herein, and makes no representations about its suitability for any particular purpose. Users should make their own judgements about those matters and/or seek independent advice. You assume all risks associated with use of the data provided on this page.

Race Results


January 11, 2015, Race 2, MDN/CL1-SW, Distance 1600m, Elwick Course Proper - Offset 0m

Result	TAB no.	Horse (Barrier)	1600 to	1400m to	1200m to	1000m to	800m to	600m to	400m to	200m to	Total or	Margin
8th	1	Lake Fergus (10)										
		Position in running (margin)										
		Sectional time (s)										
		Cumulative time (s)										
		Speed (m/s)										
		Stride length (m)										
		Stride duration (s)										
		Stride efficiency (%)										
		Stride count										

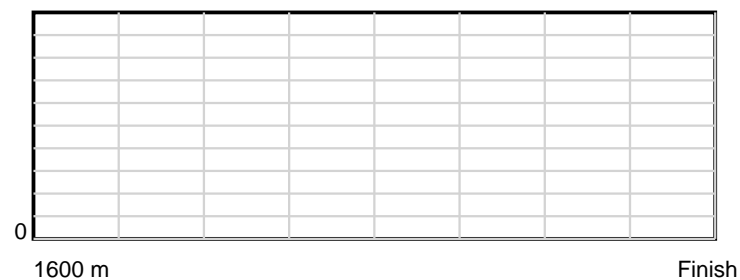
10 m Stride length



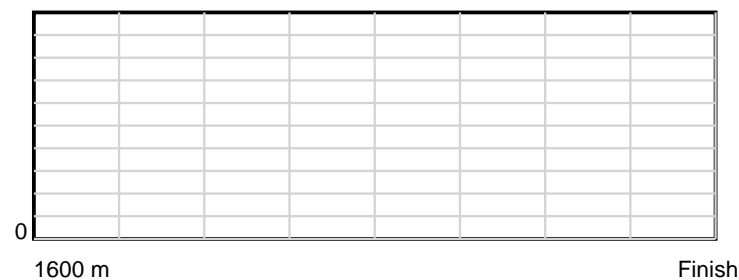
0.6 s Stride duration



20 m/sec Speed



100 % Stride efficiency



Note: Horizontal distance axis grid lines are 200m furlongs.

Disclaimer.

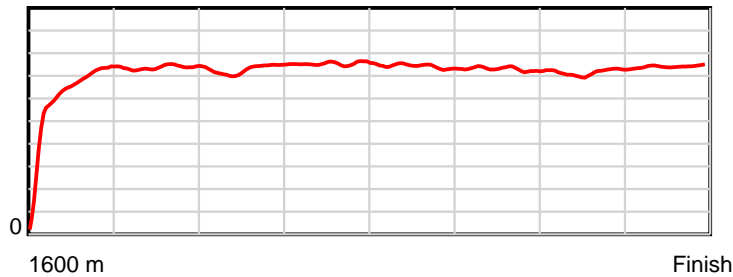
Tasracing Pty Ltd and Thoroughbred Ratings Pty Ltd accepts no responsibility for the completeness or accuracy of any of the information contained herein, and makes no representations about its suitability for any particular purpose. Users should make their own judgements about those matters and/or seek independent advice. You assume all risks associated with use of the data provided on this page.

Race Results

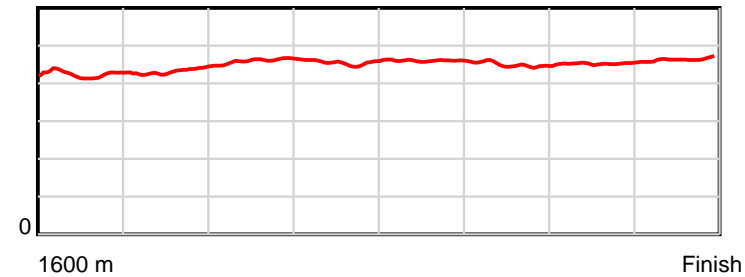
January 11, 2015, Race 2, MDN/CL1-SW, Distance 1600m, Elwick Course Proper - Offset 0m

Result	TAB no.	Horse (Barrier)	1600 to	1400m to	1200m to	1000m to	800m to	600m to	400m to	200m to	Total or	Margin
9th	3	Good Call Paul (8)	1400m	1200m	1000m	800m	600m	400m	200m	WP	Average	
		Position in running (margin)	-	9(0.0)	9(0.0)	9(0.0)	9(0.0)	9(0.0)	9(0.0)	10(0.0)		5.60
		Sectional time (s)	15.23	11.42	12.47	12.12	12.31	12.76	12.71	12.48		
		Cumulative time (s)	101.50	86.27	74.85	62.38	50.27	37.96	25.19	12.48	1:41.50	
		Speed (m/s)	13.14	17.51	16.04	16.50	16.25	15.67	15.74	16.03	15.76	
		Stride length (m)	5.56	7.53	7.36	7.51	7.48	7.04	7.11	7.45	7.07	
		Stride duration (s)	0.419	0.430	0.459	0.455	0.461	0.449	0.452	0.465	0.448	
		Stride efficiency (%)	48.39	88.71	84.72	88.07	87.47	77.50	79.11	86.69	78.07	
		Stride count	35.94	26.54	27.16	26.64	26.73	28.40	28.11	26.85	226.37	

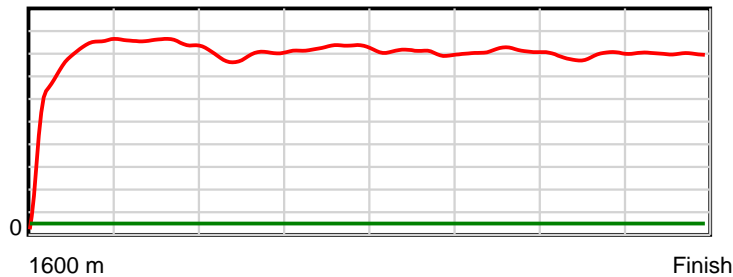
10 m Stride length



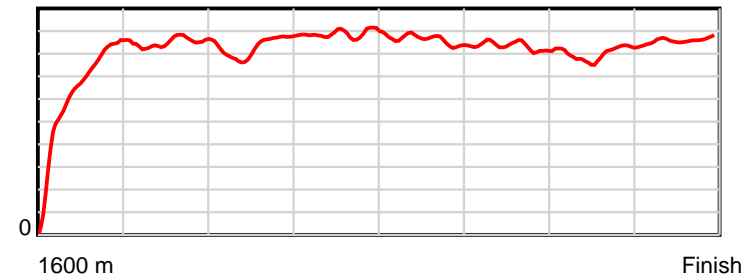
0.6 s Stride duration



20 m/sec Speed



100 % Stride efficiency



Note: Horizontal distance axis grid lines are 200m furlongs.

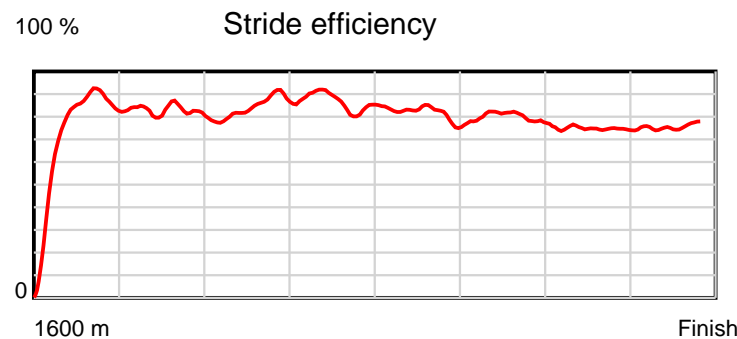
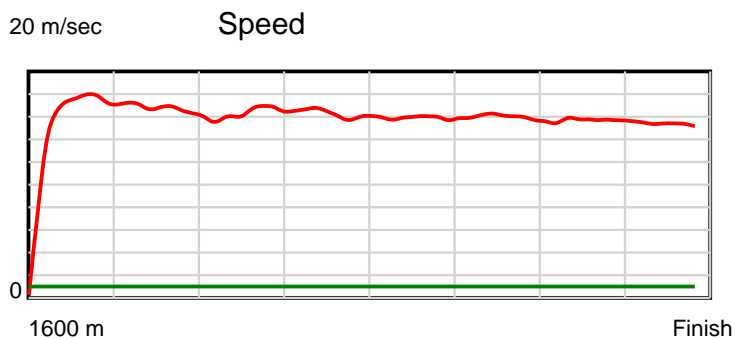
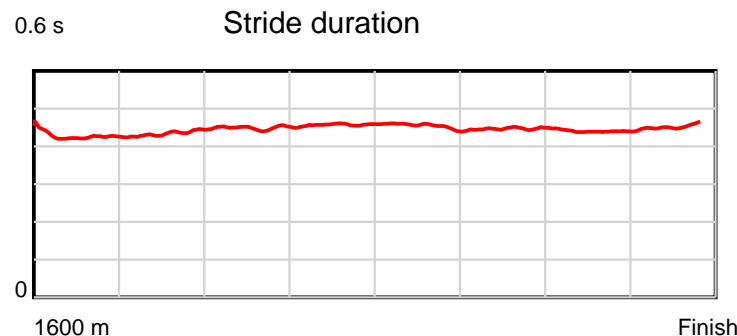
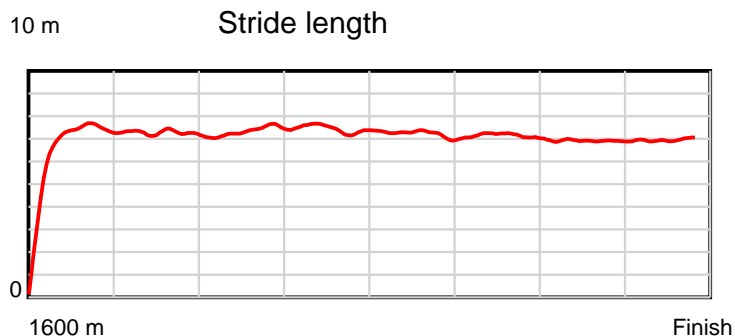
Disclaimer.

Tasracing Pty Ltd and Thoroughbred Ratings Pty Ltd accepts no responsibility for the completeness or accuracy of any of the information contained herein, and makes no representations about its suitability for any particular purpose. Users should make their own judgements about those matters and/or seek independent advice. You assume all risks associated with use of the data provided on this page.

Race Results

January 11, 2015, Race 2, MDN/CL1-SW, Distance 1600m, Elwick Course Proper - Offset 0m

Result	TAB no.	Horse (Barrier)	1600 to	1400m to	1200m to	1000m to	800m to	600m to	400m to	200m to	Total or	Margin
10th	6	Well I Wonder (1)	1400m	1200m	1000m	800m	600m	400m	200m	WP	Average	
		Position in running (margin)	-	4(0.0)	2(0.0)	5(0.0)	5(0.0)	5(0.0)	6(0.0)	8(0.0)		7.40
		Sectional time (s)	14.78	11.32	12.38	12.32	12.52	12.99	12.71	12.81		
		Cumulative time (s)	101.84	87.06	75.74	63.35	51.03	38.51	25.52	12.81	1:41.84	
		Speed (m/s)	13.53	17.67	16.16	16.23	15.97	15.40	15.74	15.61	15.71	
		Stride length (m)	6.00	7.61	7.24	7.39	7.29	6.86	6.93	7.06	7.02	
		Stride duration (s)	0.429	0.431	0.449	0.455	0.457	0.446	0.440	0.452	0.447	
		Stride efficiency (%)	56.31	90.49	82.02	85.30	83.12	73.59	75.06	77.81	76.93	
		Stride count	33.32	26.28	27.61	27.07	27.42	29.14	28.86	28.34	228.04	



Note: Horizontal distance axis grid lines are 200m furlongs.


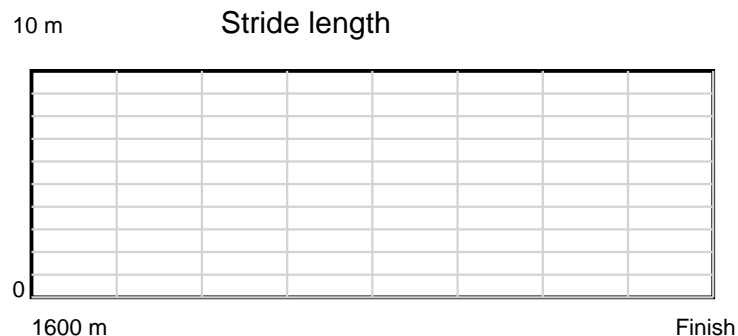
Disclaimer.

Tasracing Pty Ltd and Thoroughbred Ratings Pty Ltd accepts no responsibility for the completeness or accuracy of any of the information contained herein, and makes no representations about its suitability for any particular purpose. Users should make their own judgements about those matters and/or seek independent advice. You assume all risks associated with use of the data provided on this page.

Race Results

January 11, 2015, Race 2, MDN/CL1-SW, Distance 1600m, Elwick Course Proper - Offset 0m

Result	TAB no.	Horse (Barrier)	1600 to	1400m to	1200m to	1000m to	800m to	600m to	400m to	200m to	Total or	Margin
11th	9	Dark Wind (9)	WP	Average								
		Position in running (margin)		7.80								
		Sectional time (s)										
		Cumulative time (s)	1:41.92									
		Speed (m/s)	15.70									
		Stride length (m)	nan									
		Stride duration (s)	nan									
		Stride efficiency (%)	nan									
		Stride count	0.00									



Note: Horizontal distance axis grid lines are 200m furlongs.

Disclaimer.

Tasracing Pty Ltd and Thoroughbred Ratings Pty Ltd accepts no responsibility for the completeness or accuracy of any of the information contained herein, and makes no representations about its suitability for any particular purpose. Users should make their own judgements about those matters and/or seek independent advice. You assume all risks associated with use of the data provided on this page.