



Race Results

Tasmanian Turf Club, Launceston, January 14, 2015

Compilation date: January 15, 2015, 12:23:01 PM (EST)

Copyright © 2015 Tasracing Pty Ltd. All rights reserved.

Trademarks.

StrideMASTER is a registered trademark of Thoroughbred Ratings Pty Ltd.

Disclaimer.

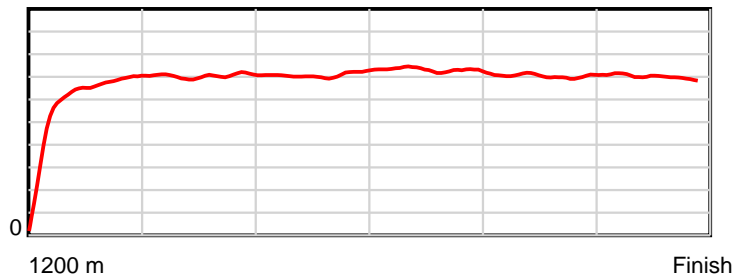
Tasracing Pty Ltd and Thoroughbred Ratings Pty Ltd accepts no responsibility for the completeness or accuracy of any of the information contained herein, and makes no representations about its suitability for any particular purpose. Users should make their own judgements about those matters and/or seek independent advice. You assume all risks associated with use of the data provided on this page.

Race Results

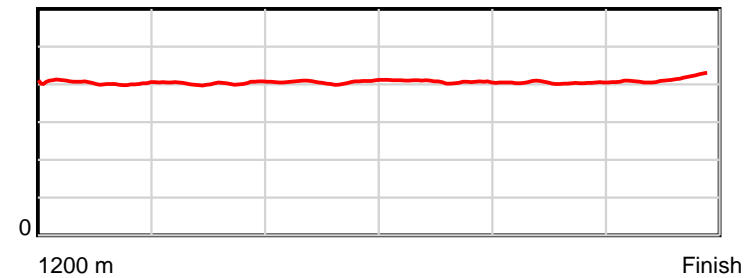
January 14, 2015, Race 8, BM62, Distance 1200m, Mowbray - Offset 4m

Result	TAB no.	Horse (Barrier)	1200 to	1000m to	800m to	600m to	400m to	200m to	Total or	Margin
1st	6	Mon Londo (11)	1000m	800m	600m	400m	200m	WP	Average	
		Position in running (margin)	-	9(4.7)	8(6.2)	8(6.4)	8(5.2)	5(2.8)		0.00
		Sectional time (s)	14.25	11.40	11.64	11.03	11.74	11.82		
		Cumulative time (s)	71.89	57.64	46.24	34.60	23.57	11.82	1:11.89	
		Speed (m/s)	14.04	17.54	17.18	18.13	17.04	16.92	16.69	
		Stride length (m)	5.62	7.07	6.97	7.40	6.88	7.01	6.77	
		Stride duration (s)	0.400	0.403	0.406	0.408	0.404	0.414	0.406	
		Stride efficiency (%)	49.31	78.15	76.01	85.55	73.87	76.78	71.66	
		Stride count	35.60	28.28	28.68	27.03	29.09	28.53	177.21	

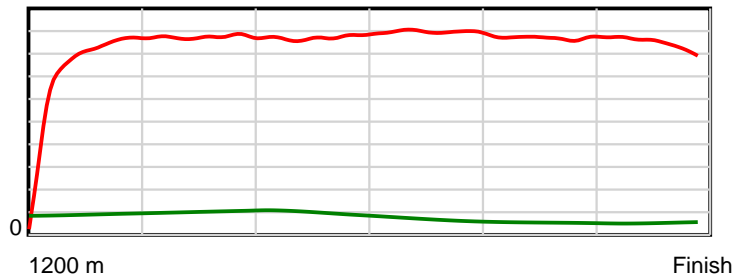
10 m Stride length



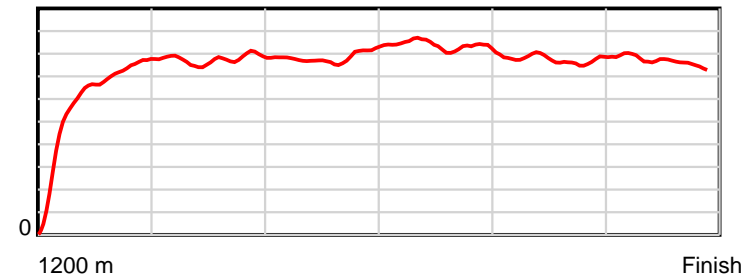
0.6 s Stride duration



20 m/sec Speed



100 % Stride efficiency



Note: Horizontal distance axis grid lines are 200m furlongs.

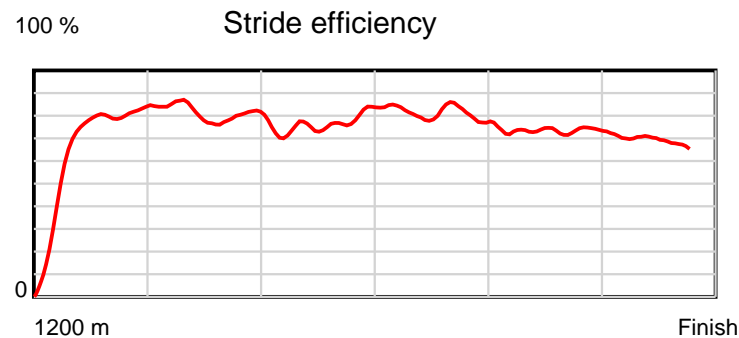
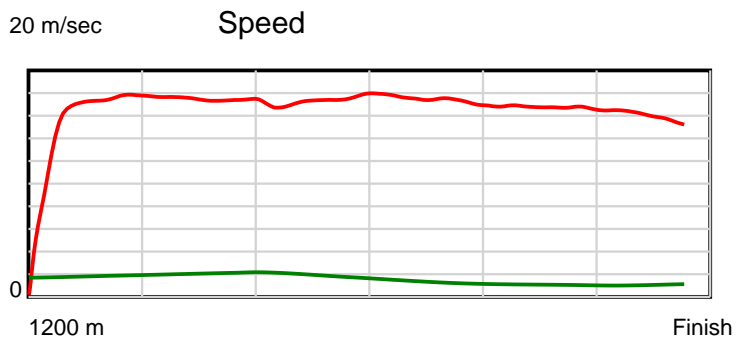
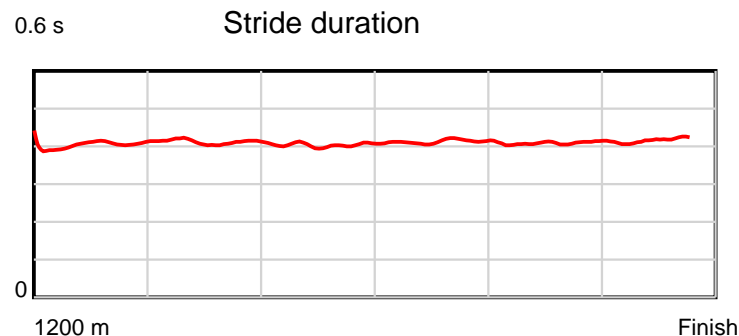
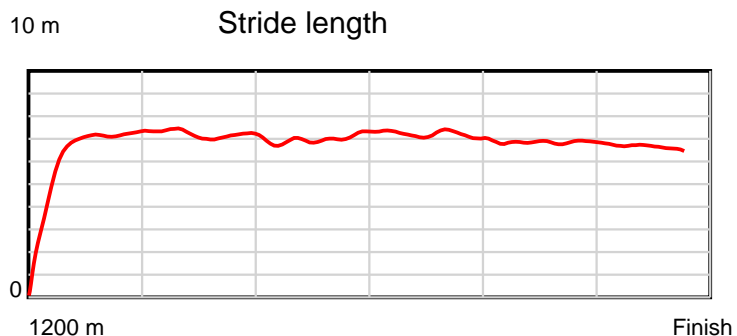
Disclaimer.

Tasracing Pty Ltd and Thoroughbred Ratings Pty Ltd accepts no responsibility for the completeness or accuracy of any of the information contained herein, and makes no representations about its suitability for any particular purpose. Users should make their own judgements about those matters and/or seek independent advice. You assume all risks associated with use of the data provided on this page.

Race Results

January 14, 2015, Race 8, BM62, Distance 1200m, Mowbray - Offset 4m

Result	TAB no.	Horse (Barrier)	1200 to	1000m to	800m to	600m to	400m to	200m to	Total or	Margin
2nd	7	Ritzy Bar (2)	1000m	800m	600m	400m	200m	WP	Average	
		Position in running (margin)	-	4(2.2)	3(2.6)	3(2.7)	3(2.2)	4(1.8)		2.30
		Sectional time (s)	13.85	11.23	11.61	11.15	12.08	12.39		
		Cumulative time (s)	72.31	58.46	47.23	35.62	24.48	12.39	1:12.31	
		Speed (m/s)	14.44	17.81	17.23	17.94	16.56	16.14	16.60	
		Stride length (m)	5.90	7.33	6.97	7.39	6.76	6.71	6.80	
		Stride duration (s)	0.409	0.412	0.404	0.412	0.408	0.416	0.410	
		Stride efficiency (%)	54.34	83.94	75.81	85.37	71.35	70.39	72.33	
		Stride count	33.92	27.29	28.71	27.06	29.60	29.80	176.38	



Note: Horizontal distance axis grid lines are 200m furlongs.

Disclaimer.

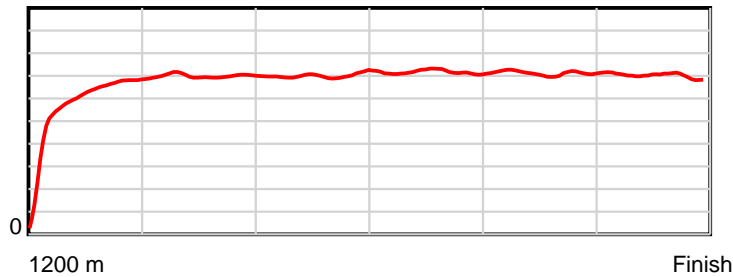
Tasracing Pty Ltd and Thoroughbred Ratings Pty Ltd accepts no responsibility for the completeness or accuracy of any of the information contained herein, and makes no representations about its suitability for any particular purpose. Users should make their own judgements about those matters and/or seek independent advice. You assume all risks associated with use of the data provided on this page.

Race Results

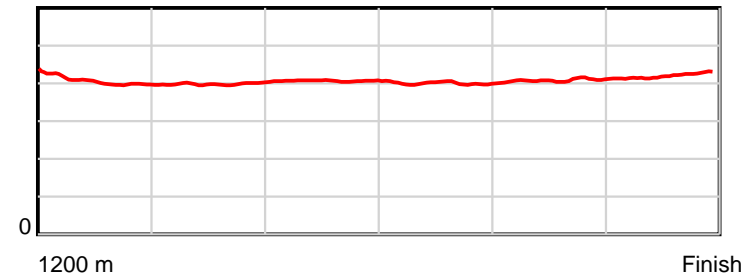
January 14, 2015, Race 8, BM62, Distance 1200m, Mowbray - Offset 4m

Result	TAB no.	Horse (Barrier)	1200 to	1000m to	800m to	600m to	400m to	200m to	Total or	Margin
3rd	10	Heartbreak Las... (12)	1000m	800m	600m	400m	200m	WP	Average	
		Position in running (margin)	-	12(7.0)	11(8.3)	11(9.0)	10(7.1)	7(4.7)		2.50
		Sectional time (s)	14.49	11.38	11.73	10.91	11.75	12.09		
		Cumulative time (s)	72.34	57.85	46.47	34.74	23.84	12.09	1:12.34	
		Speed (m/s)	13.80	17.57	17.05	18.33	17.02	16.54	16.59	
		Stride length (m)	5.58	7.00	6.93	7.35	6.93	6.94	6.73	
		Stride duration (s)	0.408	0.398	0.406	0.401	0.407	0.420	0.406	
		Stride efficiency (%)	48.58	76.55	74.94	84.33	75.07	75.31	70.85	
		Stride count	35.87	28.58	28.88	27.22	28.85	28.81	178.21	

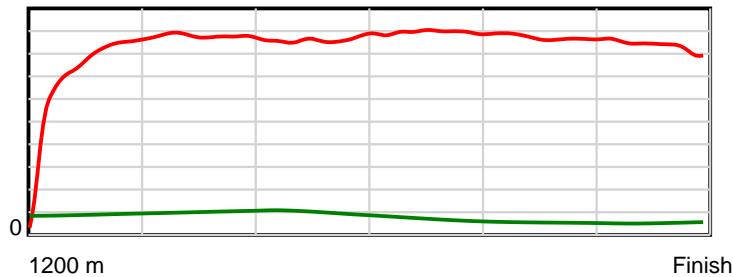
10 m Stride length



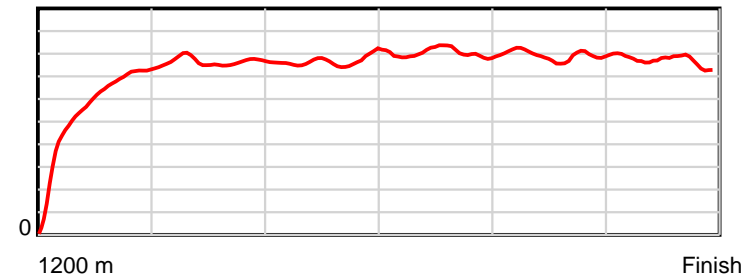
0.6 s Stride duration



20 m/sec Speed



100 % Stride efficiency



Note: Horizontal distance axis grid lines are 200m furlongs.

Disclaimer.

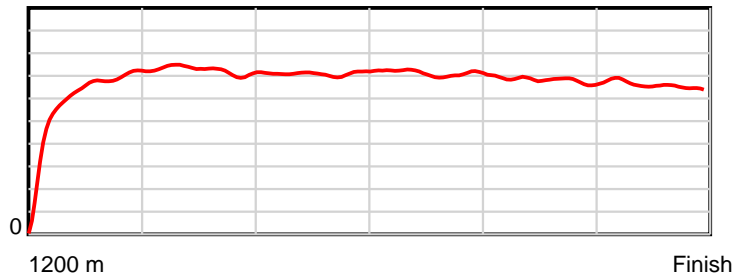
Tasracing Pty Ltd and Thoroughbred Ratings Pty Ltd accepts no responsibility for the completeness or accuracy of any of the information contained herein, and makes no representations about its suitability for any particular purpose. Users should make their own judgements about those matters and/or seek independent advice. You assume all risks associated with use of the data provided on this page.

Race Results

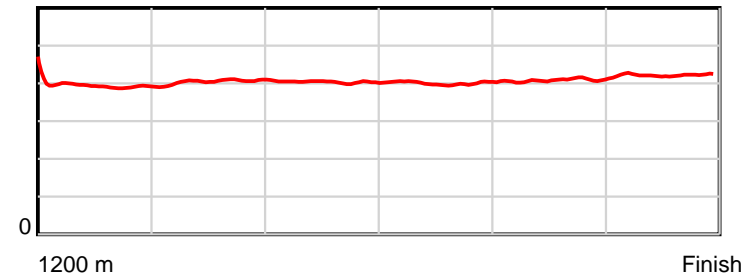
January 14, 2015, Race 8, BM62, Distance 1200m, Mowbray - Offset 4m

Result	TAB no.	Horse (Barrier)	1200 to	1000m to	800m to	600m to	400m to	200m to	Total or	Margin
4th	3	Gee Gees Style (8)	1000m	800m	600m	400m	200m	WP	Average	
		Position in running (margin)	-	3(1.3)	2(2.4)	2(1.6)	2(0.9)	2(0.1)		2.90
		Sectional time (s)	13.62	11.35	11.47	11.12	12.02	12.84		
		Cumulative time (s)	72.42	58.80	47.45	35.98	24.86	12.84	1:12.42	
		Speed (m/s)	14.69	17.62	17.44	17.99	16.64	15.58	16.57	
		Stride length (m)	5.79	7.13	7.04	7.18	6.80	6.56	6.71	
		Stride duration (s)	0.399	0.405	0.403	0.399	0.409	0.421	0.405	
		Stride efficiency (%)	52.46	79.45	77.38	80.59	72.27	67.30	70.45	
		Stride count	34.52	28.05	28.42	27.85	29.41	30.47	178.72	

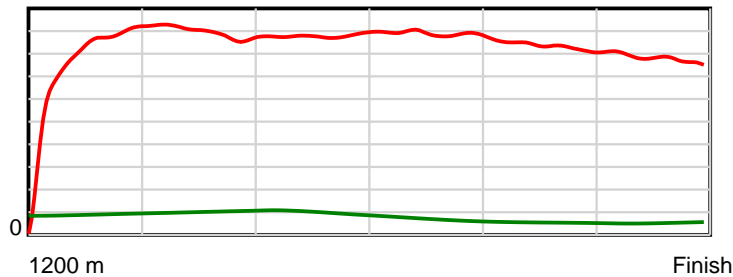
10 m Stride length



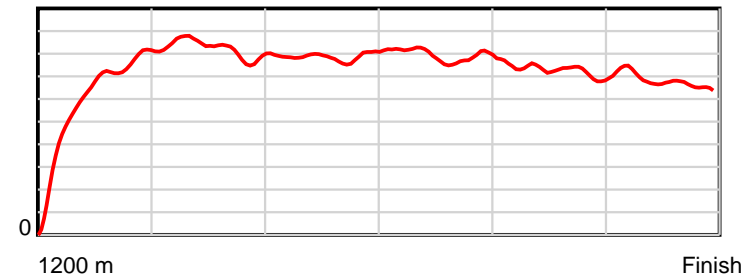
0.6 s Stride duration



20 m/sec Speed



100 % Stride efficiency



Note: Horizontal distance axis grid lines are 200m furlongs.

Disclaimer.

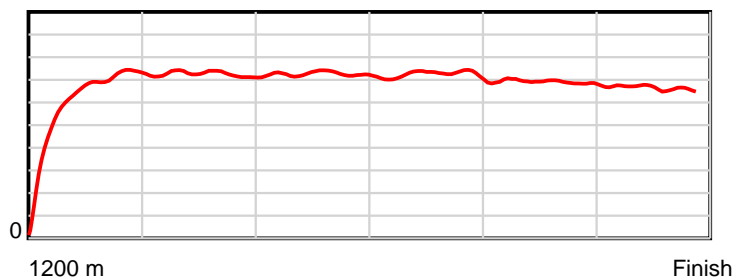
Tasracing Pty Ltd and Thoroughbred Ratings Pty Ltd accepts no responsibility for the completeness or accuracy of any of the information contained herein, and makes no representations about its suitability for any particular purpose. Users should make their own judgements about those matters and/or seek independent advice. You assume all risks associated with use of the data provided on this page.

Race Results

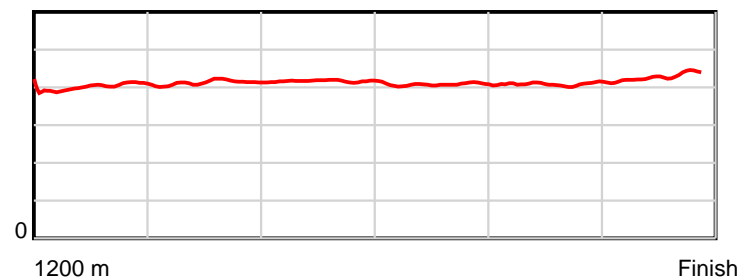
January 14, 2015, Race 8, BM62, Distance 1200m, Mowbray - Offset 4m

Result	TAB no.	Horse (Barrier)	1200 to	1000m to	800m to	600m to	400m to	200m to	Total or	Margin
5th	5	Miss Eye Candy (4)	1000m	800m	600m	400m	200m	WP	Average	
		Position in running (margin)	-	5(2.6)	7(3.9)	6(4.8)	4(3.3)	3(0.5)		3.10
		Sectional time (s)	13.91	11.38	11.75	10.98	11.69	12.74		
		Cumulative time (s)	72.45	58.54	47.17	35.42	24.43	12.74	1:12.45	
		Speed (m/s)	14.38	17.57	17.02	18.21	17.11	15.70	16.56	
		Stride length (m)	5.81	7.23	7.09	7.43	6.97	6.70	6.83	
		Stride duration (s)	0.401	0.411	0.416	0.408	0.407	0.427	0.412	
		Stride efficiency (%)	52.83	81.73	78.48	86.30	75.83	70.23	72.87	
		Stride count	34.40	27.66	28.22	26.91	28.71	29.83	175.73	

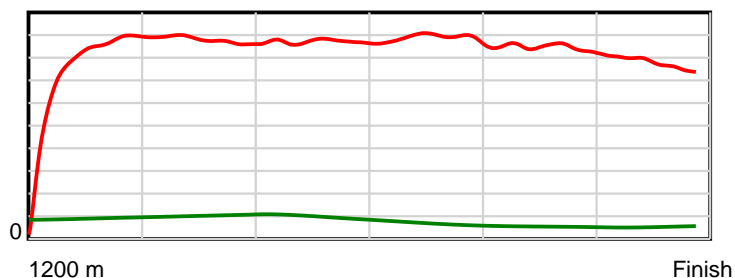
10 m Stride length



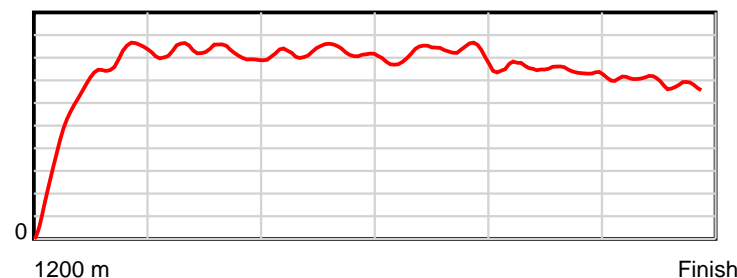
0.6 s Stride duration



20 m/sec Speed



100 % Stride efficiency



Note: Horizontal distance axis grid lines are 200m furlongs.

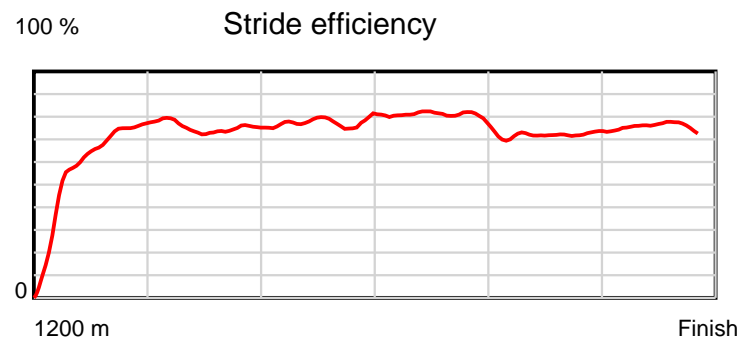
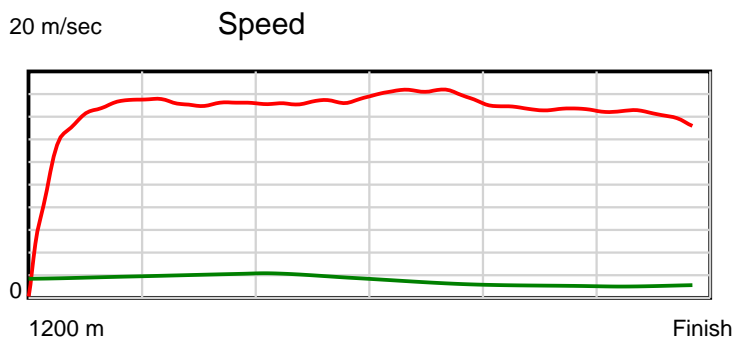
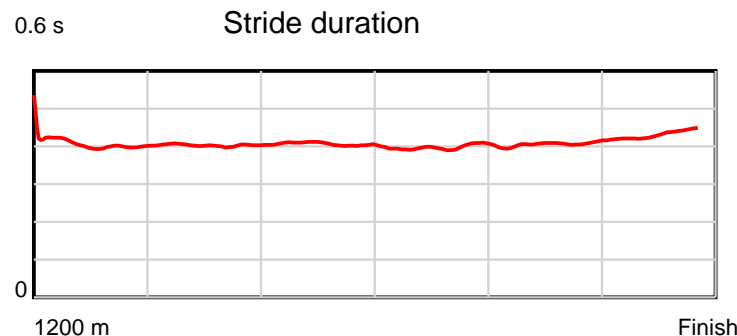
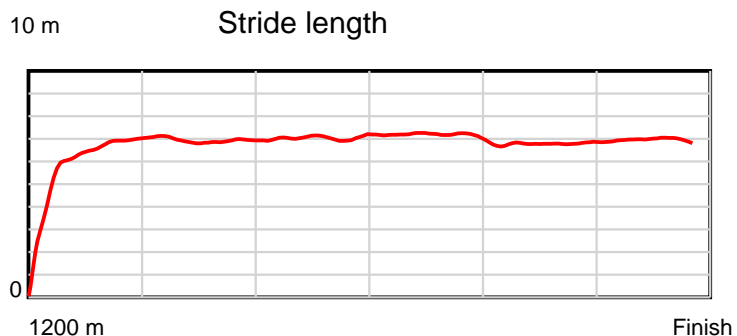
Disclaimer.

Tasracing Pty Ltd and Thoroughbred Ratings Pty Ltd accepts no responsibility for the completeness or accuracy of any of the information contained herein, and makes no representations about its suitability for any particular purpose. Users should make their own judgements about those matters and/or seek independent advice. You assume all risks associated with use of the data provided on this page.

Race Results

January 14, 2015, Race 8, BM62, Distance 1200m, Mowbray - Offset 4m

Result	TAB no.	Horse (Barrier)	1200 to	1000m to	800m to	600m to	400m to	200m to	Total or	Margin
6th	2	Ash for Cash (10)	1000m	800m	600m	400m	200m	WP	Average	
		Position in running (margin)	-	11(6.1)	10(7.7)	10(8.7)	9(6.9)	10(5.4)		4.90
		Sectional time (s)	14.38	11.43	11.77	10.94	11.90	12.37		
		Cumulative time (s)	72.78	58.40	46.98	35.21	24.27	12.37	1:12.78	
		Speed (m/s)	13.91	17.50	16.99	18.28	16.81	16.17	16.49	
		Stride length (m)	5.77	7.04	6.90	7.27	6.80	6.97	6.76	
		Stride duration (s)	0.420	0.402	0.406	0.398	0.405	0.431	0.410	
		Stride efficiency (%)	52.11	77.52	74.45	82.62	72.18	76.02	71.33	
		Stride count	34.63	28.40	28.98	27.51	29.43	28.67	177.62	



Note: Horizontal distance axis grid lines are 200m furlongs.

Disclaimer.

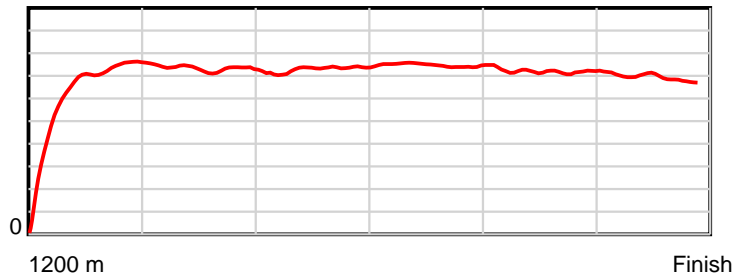
Tasracing Pty Ltd and Thoroughbred Ratings Pty Ltd accepts no responsibility for the completeness or accuracy of any of the information contained herein, and makes no representations about its suitability for any particular purpose. Users should make their own judgements about those matters and/or seek independent advice. You assume all risks associated with use of the data provided on this page.

Race Results

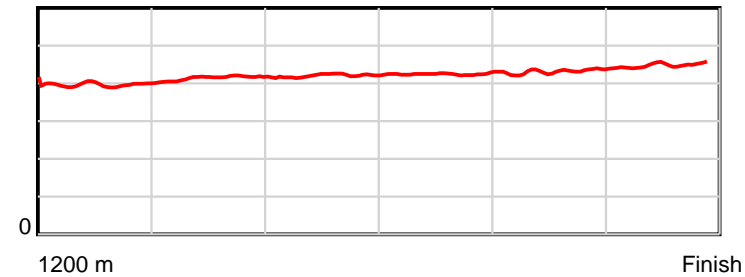
January 14, 2015, Race 8, BM62, Distance 1200m, Mowbray - Offset 4m

Result	TAB no.	Horse (Barrier)	1200 to	1000m to	800m to	600m to	400m to	200m to	Total or	Margin
7th	11	Josies Gee Gee (3)	1000m	800m	600m	400m	200m	WP	Average	
		Position in running (margin)	-	1(0.0)	1(0.0)	1(0.0)	1(0.0)	1(0.0)		5.90
		Sectional time (s)	13.73	11.16	11.61	11.23	12.15	13.09		
		Cumulative time (s)	72.97	59.24	48.08	36.47	25.24	13.09	1:12.97	
		Speed (m/s)	14.57	17.92	17.23	17.81	16.46	15.28	16.45	
		Stride length (m)	5.92	7.41	7.21	7.55	7.07	6.84	6.96	
		Stride duration (s)	0.400	0.413	0.419	0.424	0.430	0.447	0.423	
		Stride efficiency (%)	54.78	85.77	81.29	89.14	78.21	73.04	75.61	
		Stride count	33.78	27.00	27.73	26.48	28.27	29.25	172.51	

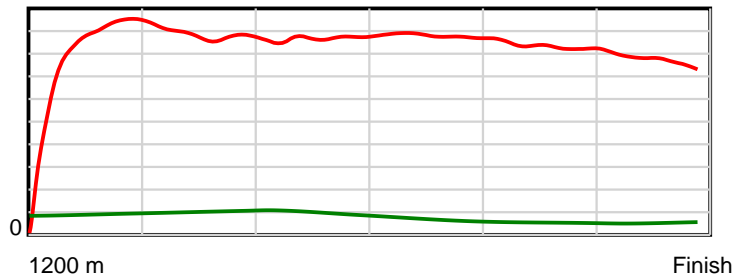
10 m Stride length



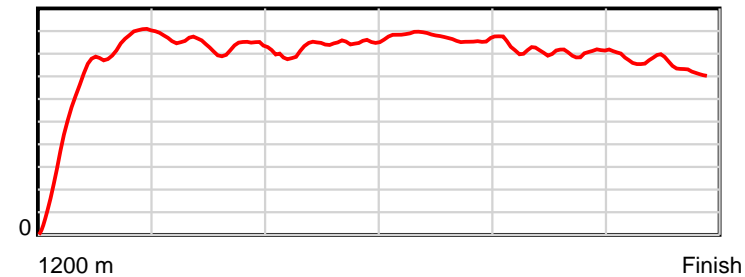
0.6 s Stride duration



20 m/sec Speed



100 % Stride efficiency



Note: Horizontal distance axis grid lines are 200m furlongs.

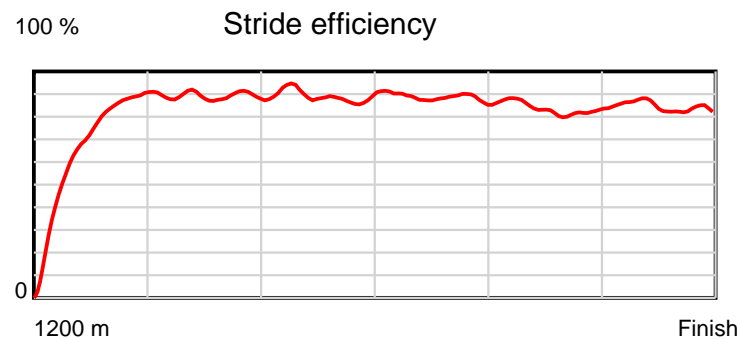
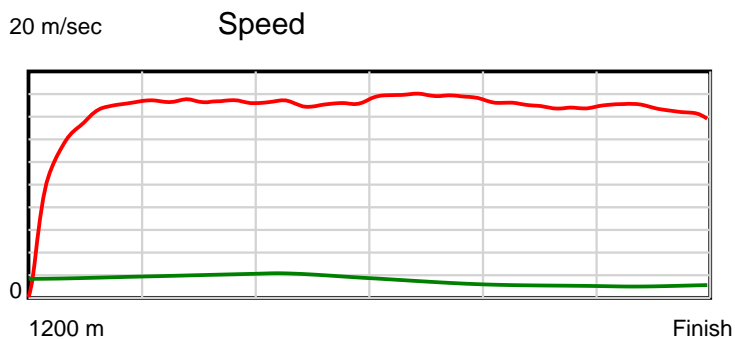
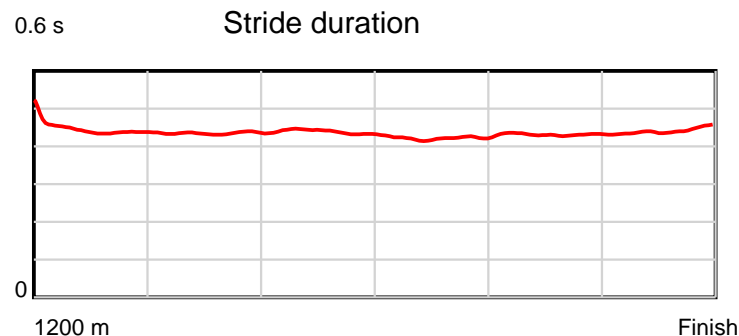
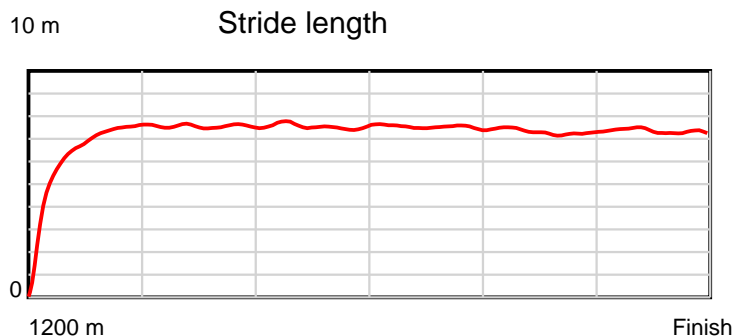
Disclaimer.

Tasracing Pty Ltd and Thoroughbred Ratings Pty Ltd accepts no responsibility for the completeness or accuracy of any of the information contained herein, and makes no representations about its suitability for any particular purpose. Users should make their own judgements about those matters and/or seek independent advice. You assume all risks associated with use of the data provided on this page.

Race Results

January 14, 2015, Race 8, BM62, Distance 1200m, Mowbray - Offset 4m

Result	TAB no.	Horse (Barrier)	1200 to	1000m to	800m to	600m to	400m to	200m to	Total or	Margin
8th	9	Poucher (9)	1000m	800m	600m	400m	200m	WP	Average	
		Position in running (margin)	-	10(6.0)	12(8.8)	12(10.7)	12(9.4)	12(7.9)		6.20
		Sectional time (s)	14.41	11.62	11.93	11.01	11.91	12.15		
		Cumulative time (s)	73.02	58.61	46.99	35.06	24.06	12.15	1:13.01	
		Speed (m/s)	13.88	17.21	16.76	18.17	16.79	16.46	16.43	
		Stride length (m)	6.20	7.48	7.35	7.66	7.24	7.29	7.17	
		Stride duration (s)	0.451	0.435	0.439	0.422	0.431	0.443	0.436	
		Stride efficiency (%)	60.01	87.54	84.47	91.66	81.99	83.04	80.35	
		Stride count	32.27	26.72	27.20	26.11	27.61	27.44	167.35	



Note: Horizontal distance axis grid lines are 200m furlongs.

Disclaimer.

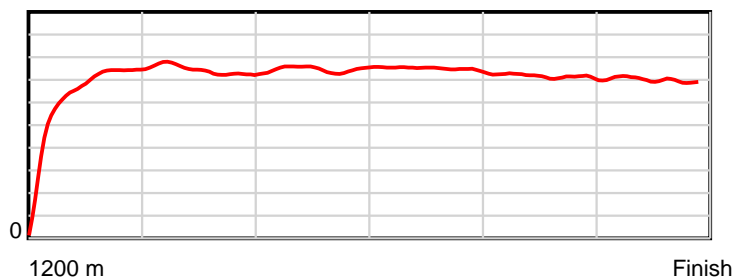
Tasracing Pty Ltd and Thoroughbred Ratings Pty Ltd accepts no responsibility for the completeness or accuracy of any of the information contained herein, and makes no representations about its suitability for any particular purpose. Users should make their own judgements about those matters and/or seek independent advice. You assume all risks associated with use of the data provided on this page.

Race Results

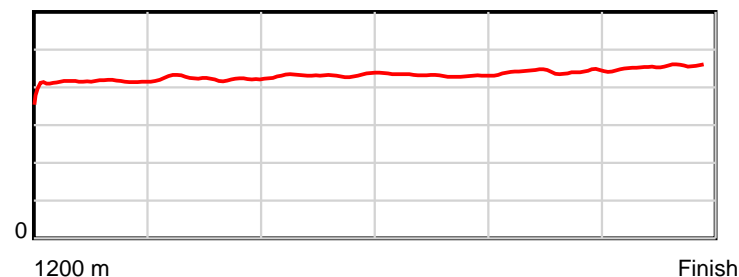
January 14, 2015, Race 8, BM62, Distance 1200m, Mowbray - Offset 4m

Result	TAB no.	Horse (Barrier)	1200 to	1000m to	800m to	600m to	400m to	200m to	Total or	Margin
9th	1	Whiskey Fella (5)	1000m	800m	600m	400m	200m	WP	Average	
		Position in running (margin)	-	2(1.2)	4(3.5)	4(3.9)	5(3.6)	8(4.7)		7.50
		Sectional time (s)	13.61	11.56	11.66	11.18	12.34	12.91		
		Cumulative time (s)	73.26	59.65	48.10	36.44	25.25	12.91	1:13.26	
		Speed (m/s)	14.69	17.30	17.15	17.89	16.21	15.49	16.38	
		Stride length (m)	5.86	7.33	7.41	7.72	7.14	7.04	7.03	
		Stride duration (s)	0.402	0.423	0.432	0.432	0.441	0.455	0.429	
		Stride efficiency (%)	53.75	83.86	85.70	93.21	79.74	77.46	77.21	
		Stride count	34.10	27.30	27.01	25.90	28.00	28.41	170.72	

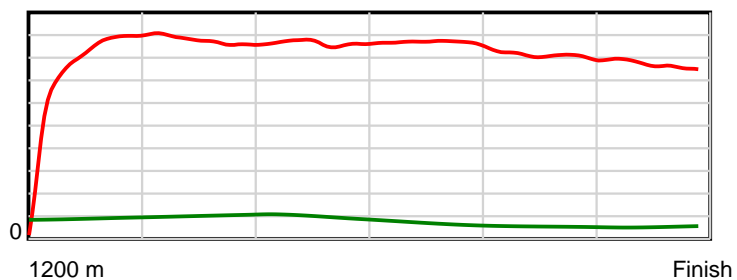
10 m Stride length



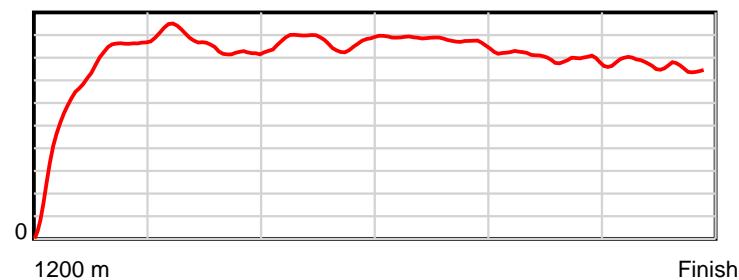
0.6 s Stride duration



20 m/sec Speed



100 % Stride efficiency



Note: Horizontal distance axis grid lines are 200m furlongs.

Disclaimer.

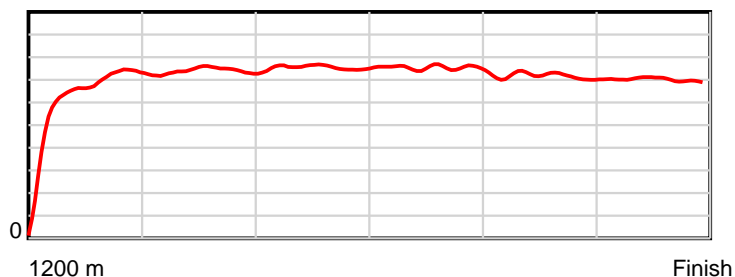
Tasracing Pty Ltd and Thoroughbred Ratings Pty Ltd accepts no responsibility for the completeness or accuracy of any of the information contained herein, and makes no representations about its suitability for any particular purpose. Users should make their own judgements about those matters and/or seek independent advice. You assume all risks associated with use of the data provided on this page.

Race Results

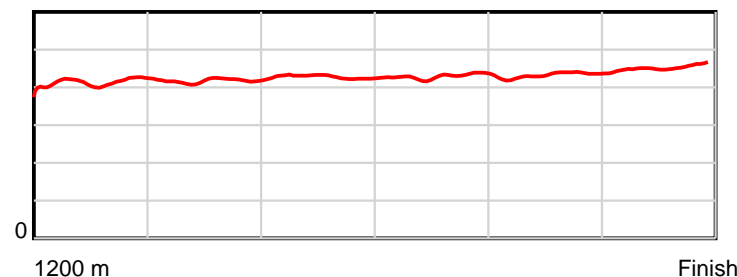
January 14, 2015, Race 8, BM62, Distance 1200m, Mowbray - Offset 4m

Result	TAB no.	Horse (Barrier)	1200 to	1000m to	800m to	600m to	400m to	200m to	Total or	Margin
10th	8	Sariana's Ques... (6)	1000m	800m	600m	400m	200m	WP	Average	
		Position in running (margin)	-	7(2.8)	6(3.7)	5(4.0)	6(4.7)	9(5.1)		8.80
		Sectional time (s)	13.96	11.31	11.65	11.35	12.21	13.03		
		Cumulative time (s)	73.51	59.55	48.24	36.59	25.25	13.03	1:13.51	
		Speed (m/s)	14.33	17.68	17.17	17.62	16.38	15.35	16.32	
		Stride length (m)	5.73	7.38	7.34	7.57	7.08	6.95	6.95	
		Stride duration (s)	0.403	0.417	0.427	0.430	0.432	0.453	0.426	
		Stride efficiency (%)	51.28	85.12	84.11	89.61	78.24	75.55	75.44	
		Stride count	34.91	27.10	27.26	26.41	28.27	28.76	172.71	

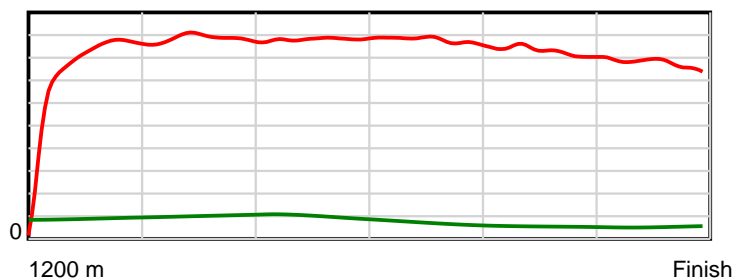
10 m Stride length



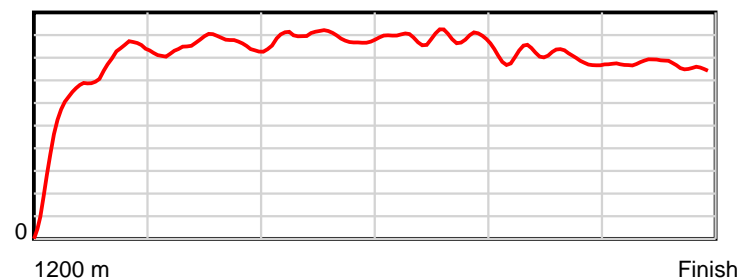
0.6 s Stride duration



20 m/sec Speed



100 % Stride efficiency



Note: Horizontal distance axis grid lines are 200m furlongs.

Disclaimer.

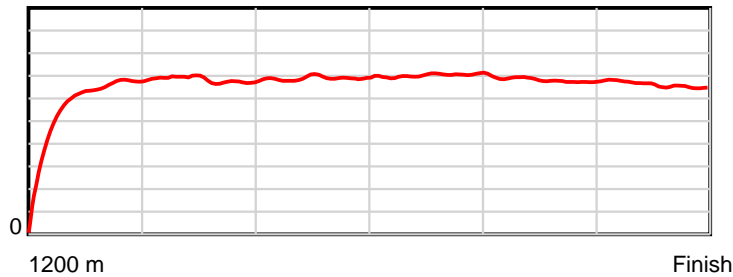
Tasracing Pty Ltd and Thoroughbred Ratings Pty Ltd accepts no responsibility for the completeness or accuracy of any of the information contained herein, and makes no representations about its suitability for any particular purpose. Users should make their own judgements about those matters and/or seek independent advice. You assume all risks associated with use of the data provided on this page.

Race Results

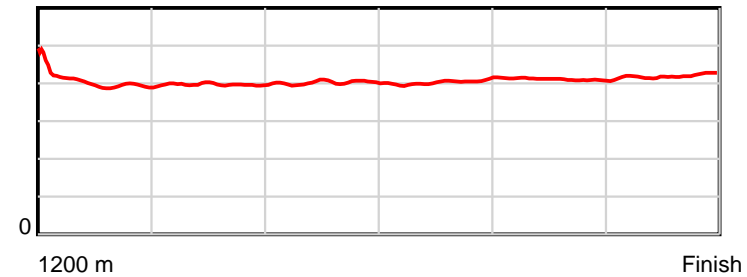
January 14, 2015, Race 8, BM62, Distance 1200m, Mowbray - Offset 4m

Result	TAB no.	Horse (Barrier)	1200 to	1000m to	800m to	600m to	400m to	200m to	Total or	Margin
11th	4	Braver (7)	1000m	800m	600m	400m	200m	WP	Average	
		Position in running (margin)	-	8(3.9)	9(6.3)	9(6.6)	11(7.3)	11(6.4)		8.90
		Sectional time (s)	14.35	11.56	11.65	11.34	12.00	12.62		
		Cumulative time (s)	73.53	59.18	47.61	35.96	24.62	12.62	1:13.53	
		Speed (m/s)	13.94	17.30	17.17	17.64	16.67	15.85	16.32	
		Stride length (m)	5.67	6.86	6.88	7.11	6.84	6.67	6.64	
		Stride duration (s)	0.403	0.397	0.401	0.403	0.410	0.421	0.407	
		Stride efficiency (%)	50.23	73.51	74.06	78.99	73.12	69.49	68.80	
		Stride count	35.28	29.16	29.05	28.13	29.24	29.99	180.85	

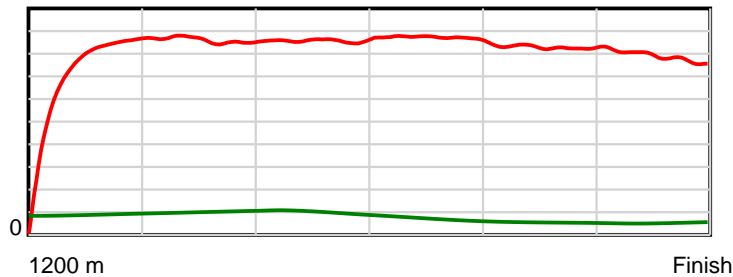
10 m Stride length



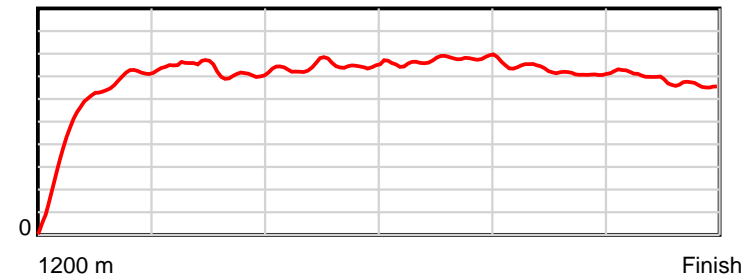
0.6 s Stride duration



20 m/sec Speed



100 % Stride efficiency



Note: Horizontal distance axis grid lines are 200m furlongs.

Disclaimer.

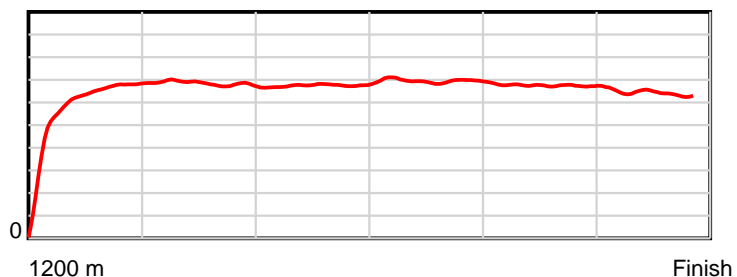
Tasracing Pty Ltd and Thoroughbred Ratings Pty Ltd accepts no responsibility for the completeness or accuracy of any of the information contained herein, and makes no representations about its suitability for any particular purpose. Users should make their own judgements about those matters and/or seek independent advice. You assume all risks associated with use of the data provided on this page.

Race Results

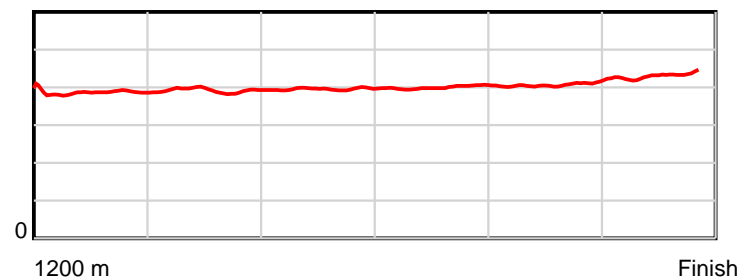
January 14, 2015, Race 8, BM62, Distance 1200m, Mowbray - Offset 4m

Result	TAB no.	Horse (Barrier)	1200 to	1000m to	800m to	600m to	400m to	200m to	Total or	Margin
12th	12	Constant Rhyth... (1)	1000m	800m	600m	400m	200m	WP	Average	
		Position in running (margin)	-	6(2.7)	5(3.7)	7(4.9)	7(4.8)	6(3.0)		9.30
		Sectional time (s)	14.02	11.33	11.81	11.21	11.85	13.38		
		Cumulative time (s)	73.60	59.58	48.25	36.44	25.23	13.38	1:13.59	
		Speed (m/s)	14.26	17.65	16.93	17.84	16.88	14.95	16.30	
		Stride length (m)	5.47	6.91	6.69	7.14	6.84	6.45	6.54	
		Stride duration (s)	0.385	0.392	0.395	0.400	0.405	0.432	0.401	
		Stride efficiency (%)	46.80	74.68	70.03	79.63	73.04	65.10	66.74	
		Stride count	36.55	28.93	29.88	28.02	29.25	30.99	183.62	

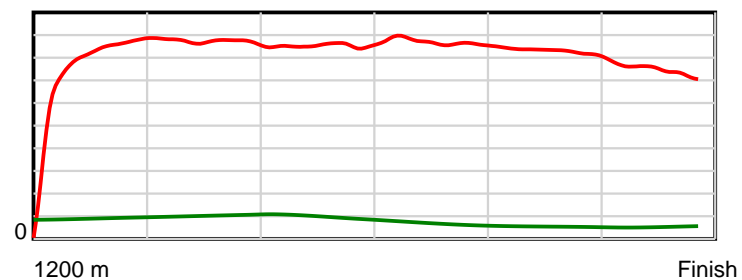
10 m Stride length



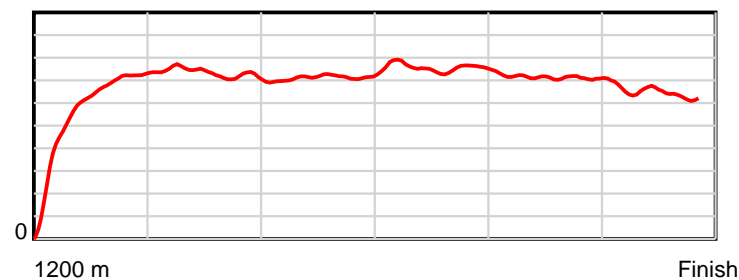
0.6 s Stride duration



20 m/sec Speed



100 % Stride efficiency



Note: Horizontal distance axis grid lines are 200m furlongs.

Disclaimer.

Tasracing Pty Ltd and Thoroughbred Ratings Pty Ltd accepts no responsibility for the completeness or accuracy of any of the information contained herein, and makes no representations about its suitability for any particular purpose. Users should make their own judgements about those matters and/or seek independent advice. You assume all risks associated with use of the data provided on this page.