



## Race Results

Tasmanian Turf Club, Launceston, January 21, 2015

Compilation date: January 22, 2015, 12:38:19 PM (EST)

Copyright © 2015 Tasracing Pty Ltd. All rights reserved.

### Trademarks.

StrideMASTER is a registered trademark of Thoroughbred Ratings Pty Ltd.

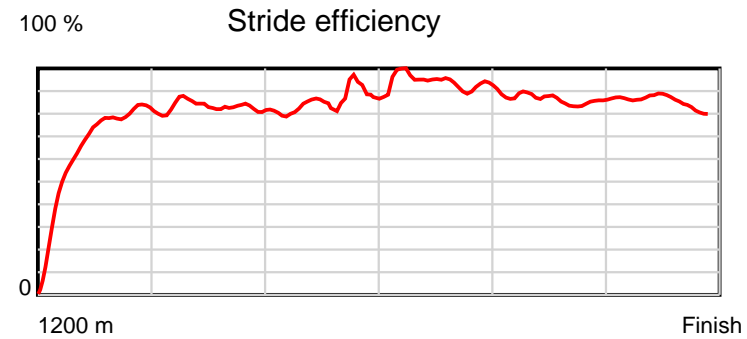
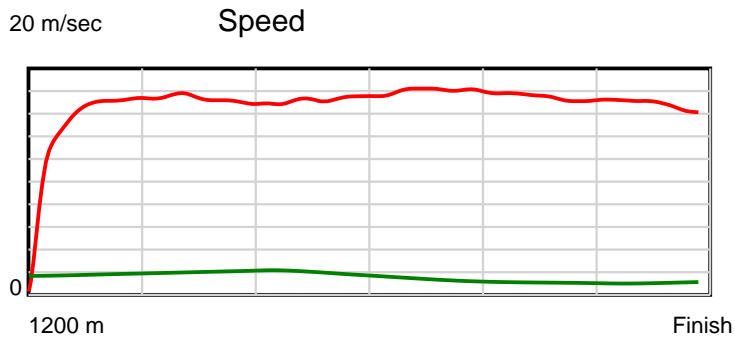
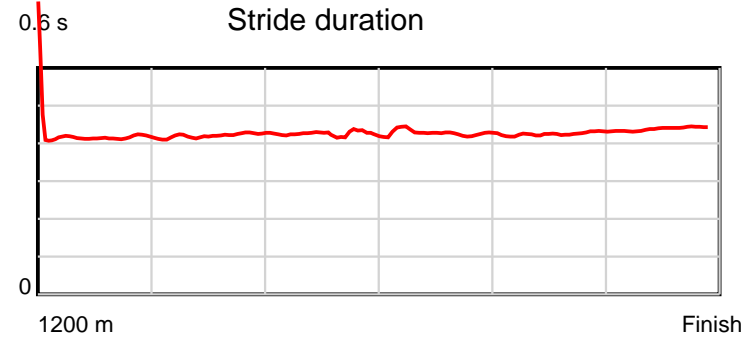
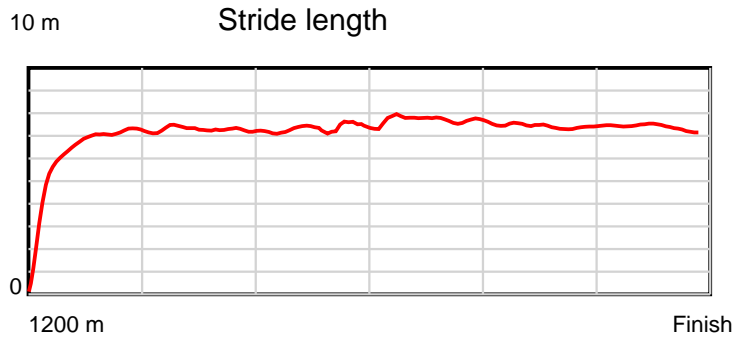
### Disclaimer.

Tasracing Pty Ltd and Thoroughbred Ratings Pty Ltd accepts no responsibility for the completeness or accuracy of any of the information contained herein, and makes no representations about its suitability for any particular purpose. Users should make their own judgements about those matters and/or seek independent advice. You assume all risks associated with use of the data provided on this page.

# Race Results

January 21, 2015, Race 2, 3Y MDN-SW, Distance 1200m, Mowbray - Offset 0m

Result	TAB no.	Horse (Barrier)	1200 to	1000m to	800m to	600m to	400m to	200m to	Total or	Margin
1st	3	Roser's Quest (6)	1000m	800m	600m	400m	200m	WP	Average	
		Position in running (margin)	-	1(0.0)	1(0.0)	1(0.0)	1(0.0)	1(0.0)		0.00
		Sectional time (s)	14.26	11.44	11.60	10.96	11.42	11.82		
		Cumulative time (s)	71.50	57.24	45.80	34.20	23.24	11.82	1:11.50	
		Speed (m/s)	14.03	17.48	17.24	18.25	17.51	16.92	16.78	
		Stride length (m)	6.10	7.34	7.14	7.59	7.43	7.42	7.13	
		Stride duration (s)	0.435	0.420	0.414	0.416	0.424	0.439	0.425	
		Stride efficiency (%)	58.10	84.14	79.75	90.04	86.22	86.10	79.46	
		Stride count	32.80	27.26	28.00	26.35	26.93	26.94	168.28	



Note: Horizontal distance axis grid lines are 200m furlongs.

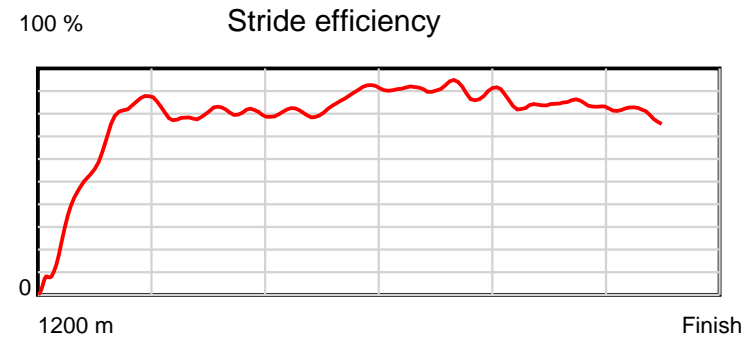
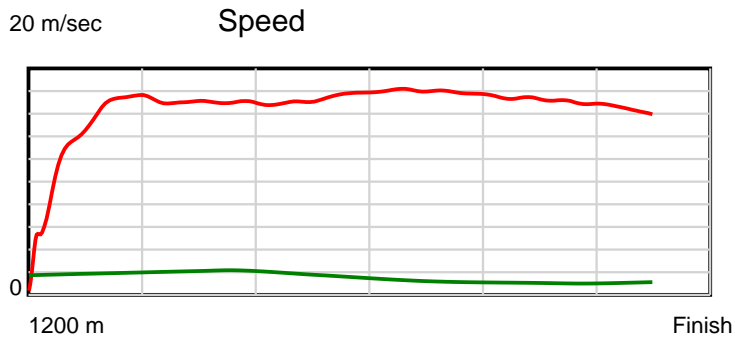
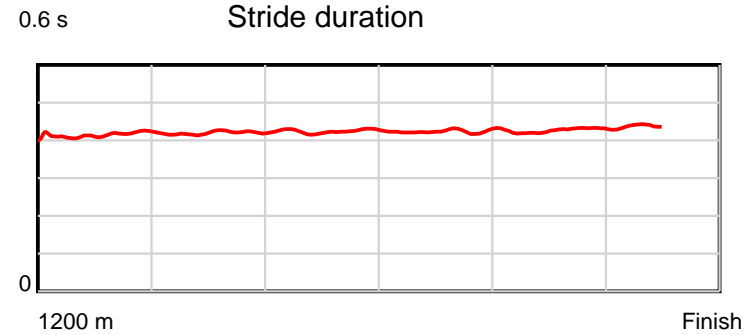
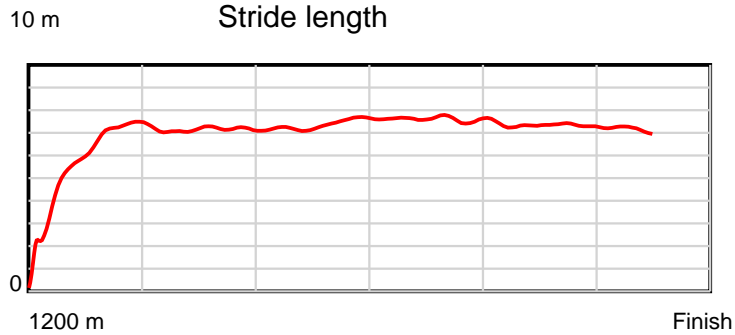
**Disclaimer.**

Tasracing Pty Ltd and Thoroughbred Ratings Pty Ltd accepts no responsibility for the completeness or accuracy of any of the information contained herein, and makes no representations about its suitability for any particular purpose. Users should make their own judgements about those matters and/or seek independent advice. You assume all risks associated with use of the data provided on this page.

# Race Results

January 21, 2015, Race 2, 3Y MDN-SW, Distance 1200m, Mowbray - Offset 0m

Result	TAB no.	Horse (Barrier)	1200 to	1000m to	800m to	600m to	400m to	200m to	Total or	Margin
2nd	5	<b>Chelsarli (3)</b>	<b>1000m</b>	<b>800m</b>	<b>600m</b>	<b>400m</b>	<b>200m</b>	<b>WP</b>	<b>Average</b>	
		Position in running (margin)	-	9(9.7)	2(0.6)	3(1.1)	2(1.0)	2(0.3)		0.40
		Sectional time (s)	15.75	9.93	11.67	10.94	11.32	11.96		
		Cumulative time (s)	71.57	55.82	45.88	34.21	23.27	11.96	1:11.56	
		Speed (m/s)	12.70	20.14	17.14	18.28	17.67	16.72	16.77	
		Stride length (m)	5.34	8.47	7.23	7.75	7.49	7.28	7.11	
		Stride duration (s)	0.422	0.421	0.422	0.424	0.424	0.435	0.424	
		Stride efficiency (%)	44.51	112.22	81.62	93.83	87.68	82.79	79.04	
		Stride count	37.47	23.60	27.67	25.81	26.70	27.48	168.73	



Note: Horizontal distance axis grid lines are 200m furlongs.

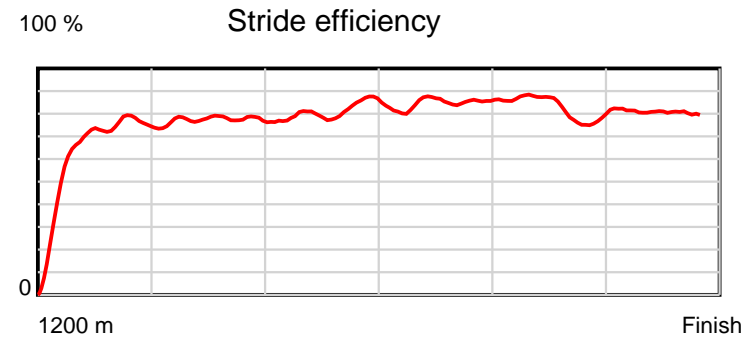
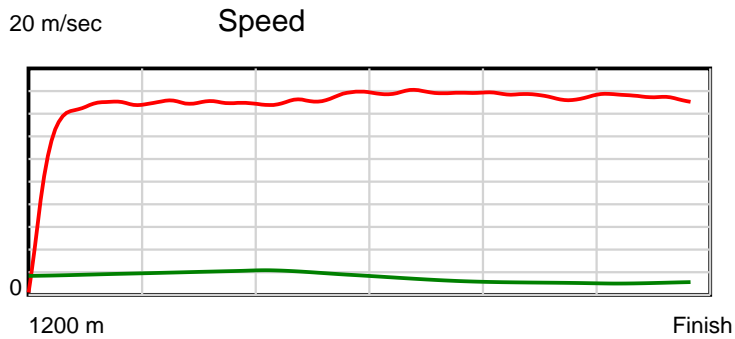
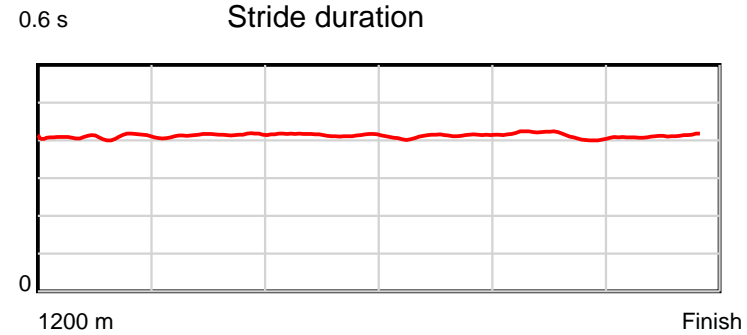
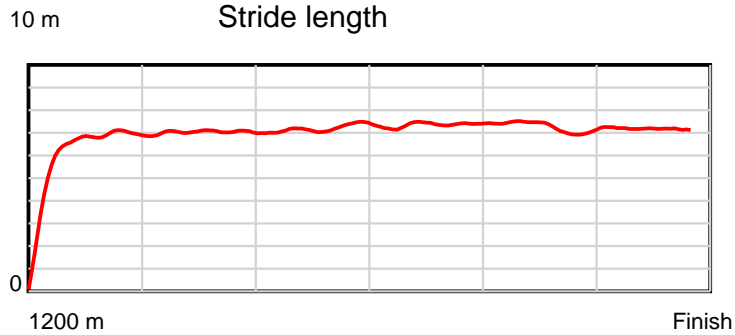
**Disclaimer.**

Tasracing Pty Ltd and Thoroughbred Ratings Pty Ltd accepts no responsibility for the completeness or accuracy of any of the information contained herein, and makes no representations about its suitability for any particular purpose. Users should make their own judgements about those matters and/or seek independent advice. You assume all risks associated with use of the data provided on this page.

# Race Results

January 21, 2015, Race 2, 3Y MDN-SW, Distance 1200m, Mowbray - Offset 0m

Result	TAB no.	Horse (Barrier)	1200 to	1000m to	800m to	600m to	400m to	200m to	Total or	Margin
3rd	11	Shutterfly (8)	1000m	800m	600m	400m	200m	WP	Average	
		Position in running (margin)	-	6(4.8)	7(4.2)	6(3.6)	6(4.5)	5(4.8)		1.40
		Sectional time (s)	14.92	11.35	11.49	11.11	11.48	11.39		
		Cumulative time (s)	71.75	56.83	45.47	33.98	22.87	11.39	1:11.75	
		Speed (m/s)	13.40	17.62	17.41	18.00	17.42	17.56	16.72	
		Stride length (m)	5.38	7.28	7.20	7.40	7.21	7.21	6.86	
		Stride duration (s)	0.403	0.413	0.414	0.411	0.414	0.410	0.410	
		Stride efficiency (%)	45.20	82.73	81.11	85.56	81.18	81.14	73.49	
		Stride count	37.19	27.49	27.76	27.03	27.75	27.76	174.98	



Note: Horizontal distance axis grid lines are 200m furlongs.

**Disclaimer.**

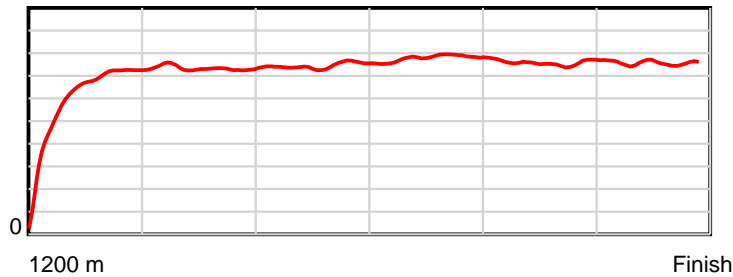
Tasracing Pty Ltd and Thoroughbred Ratings Pty Ltd accepts no responsibility for the completeness or accuracy of any of the information contained herein, and makes no representations about its suitability for any particular purpose. Users should make their own judgements about those matters and/or seek independent advice. You assume all risks associated with use of the data provided on this page.

# Race Results

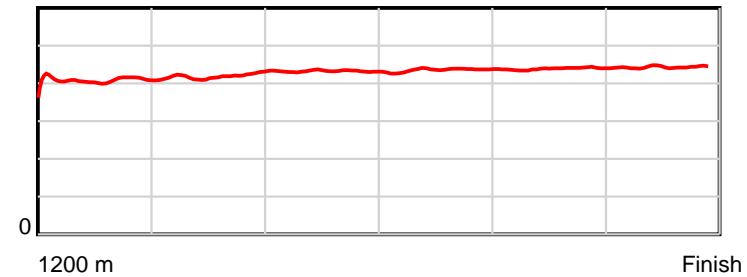
January 21, 2015, Race 2, 3Y MDN-SW, Distance 1200m, Mowbray - Offset 0m

Result	TAB no.	Horse (Barrier)	1200 to	1000m to	800m to	600m to	400m to	200m to	Total or	Margin
4th	4	Squire (1)	1000m	800m	600m	400m	200m	WP	Average	
		Position in running (margin)	-	4(2.6)	5(1.4)	2(0.9)	3(1.6)	3(2.5)		1.70
		Sectional time (s)	14.60	11.24	11.51	11.08	11.58	11.81		
		Cumulative time (s)	71.81	57.21	45.97	34.47	23.39	11.81	1:11.81	
		Speed (m/s)	13.70	17.79	17.38	18.05	17.27	16.93	16.71	
		Stride length (m)	5.46	7.46	7.52	7.85	7.56	7.51	7.12	
		Stride duration (s)	0.404	0.419	0.432	0.435	0.438	0.443	0.426	
		Stride efficiency (%)	46.61	86.87	88.27	96.20	89.27	88.09	79.12	
		Stride count	36.62	26.82	26.61	25.49	26.46	26.64	168.64	

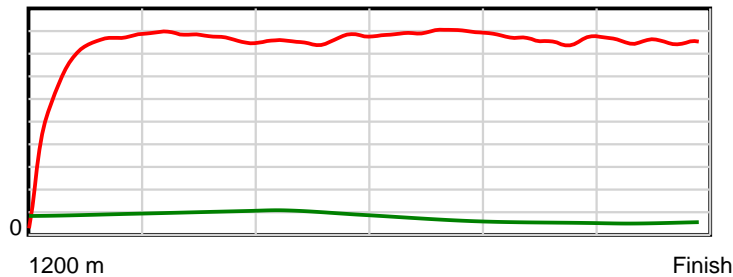
10 m Stride length



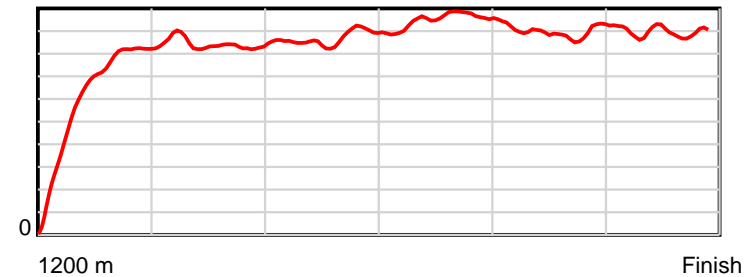
0.6 s Stride duration



20 m/sec Speed



100 % Stride efficiency



Note: Horizontal distance axis grid lines are 200m furlongs.

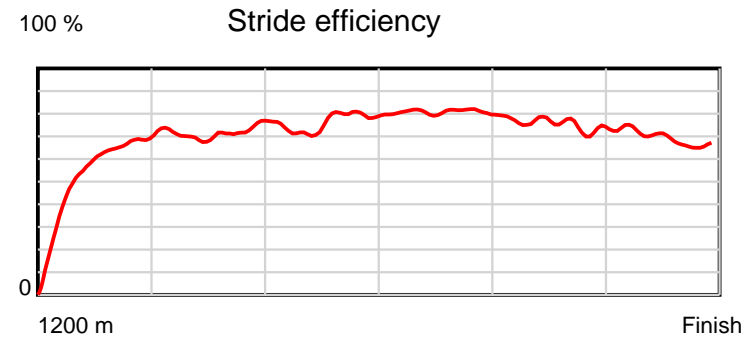
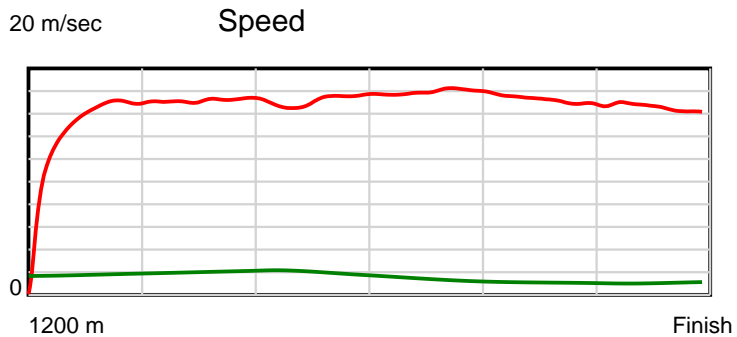
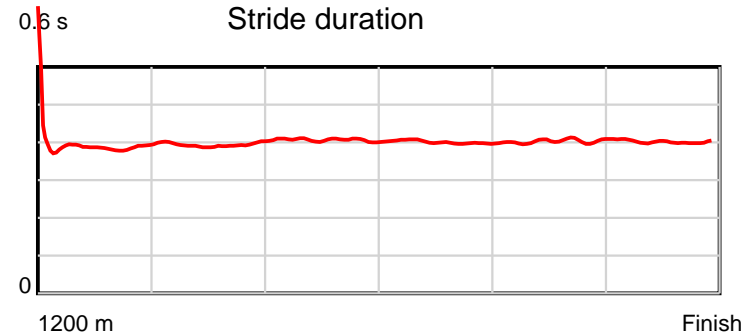
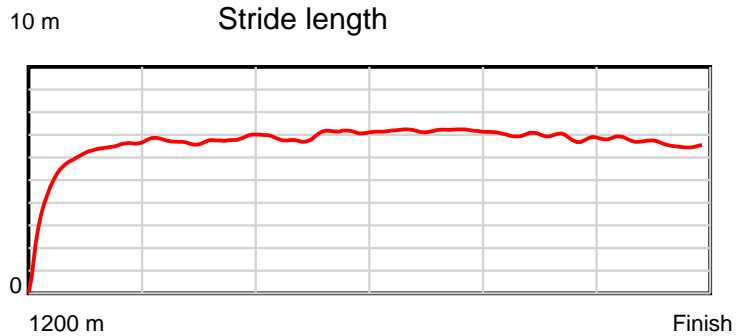
## Disclaimer.

Tasracing Pty Ltd and Thoroughbred Ratings Pty Ltd accepts no responsibility for the completeness or accuracy of any of the information contained herein, and makes no representations about its suitability for any particular purpose. Users should make their own judgements about those matters and/or seek independent advice. You assume all risks associated with use of the data provided on this page.

# Race Results

January 21, 2015, Race 2, 3Y MDN-SW, Distance 1200m, Mowbray - Offset 0m

Result	TAB no.	Horse (Barrier)	1200 to	1000m to	800m to	600m to	400m to	200m to	Total or	Margin
5th	10	<b>Mona (5)</b>	<b>1000m</b>	<b>800m</b>	<b>600m</b>	<b>400m</b>	<b>200m</b>	<b>WP</b>	<b>Average</b>	
		Position in running (margin)	-	2(1.7)	4(1.3)	4(1.3)	4(2.1)	4(3.1)		2.50
		Sectional time (s)	14.41	11.38	11.60	11.09	11.59	11.88		
		Cumulative time (s)	71.95	57.54	46.17	34.56	23.47	11.88	1:11.95	
		Speed (m/s)	13.88	17.57	17.24	18.03	17.26	16.84	16.68	
		Stride length (m)	5.35	6.91	7.00	7.22	6.94	6.78	6.63	
		Stride duration (s)	0.390	0.393	0.406	0.400	0.402	0.402	0.398	
		Stride efficiency (%)	44.69	74.68	76.66	81.46	75.36	71.78	68.77	
		Stride count	37.40	28.93	28.55	27.70	28.80	29.51	180.89	



Note: Horizontal distance axis grid lines are 200m furlongs.

**Disclaimer.**

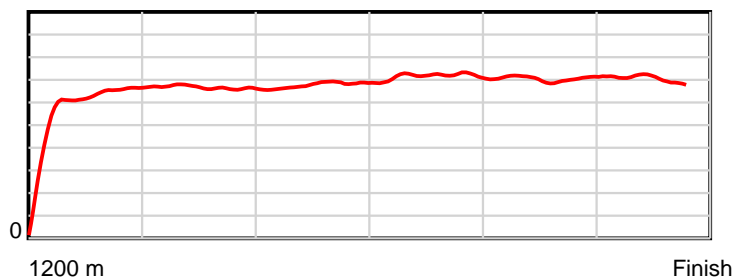
Tasracing Pty Ltd and Thoroughbred Ratings Pty Ltd accepts no responsibility for the completeness or accuracy of any of the information contained herein, and makes no representations about its suitability for any particular purpose. Users should make their own judgements about those matters and/or seek independent advice. You assume all risks associated with use of the data provided on this page.

# Race Results

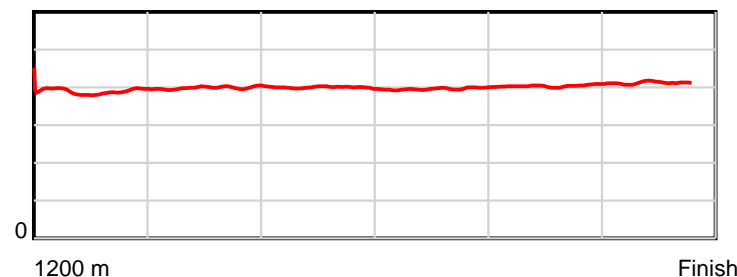
January 21, 2015, Race 2, 3Y MDN-SW, Distance 1200m, Mowbray - Offset 0m

Result	TAB no.	Horse (Barrier)	1200 to	1000m to	800m to	600m to	400m to	200m to	Total or	Margin
6th	7	<b>Into the Wind (4)</b>	<b>1000m</b>	<b>800m</b>	<b>600m</b>	<b>400m</b>	<b>200m</b>	<b>WP</b>	<b>Average</b>	
		Position in running (margin)	-	5(3.7)	6(4.2)	7(5.8)	8(5.7)	7(5.5)		3.50
		Sectional time (s)	14.72	11.53	11.85	10.96	11.39	11.68		
		Cumulative time (s)	72.13	57.41	45.87	34.02	23.06	11.68	1:12.12	
		Speed (m/s)	13.59	17.35	16.88	18.25	17.56	17.12	16.64	
		Stride length (m)	5.53	6.90	6.77	7.21	7.07	7.04	6.70	
		Stride duration (s)	0.409	0.398	0.401	0.395	0.402	0.411	0.403	
		Stride efficiency (%)	47.85	74.34	71.59	81.22	78.07	77.43	70.12	
		Stride count	36.14	29.00	29.55	27.74	28.30	28.41	179.14	

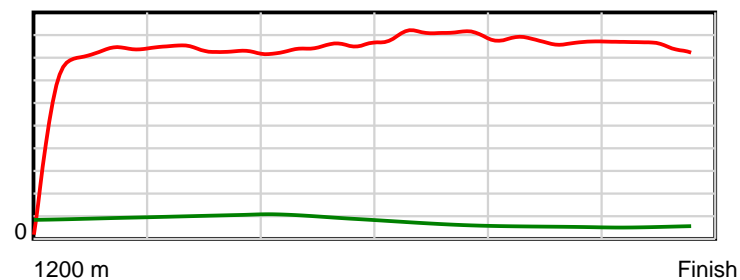
10 m Stride length



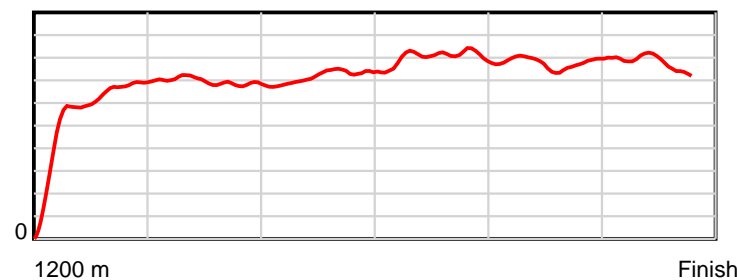
0.6 s Stride duration



20 m/sec Speed



100 % Stride efficiency



Note: Horizontal distance axis grid lines are 200m furlongs.

## Disclaimer.

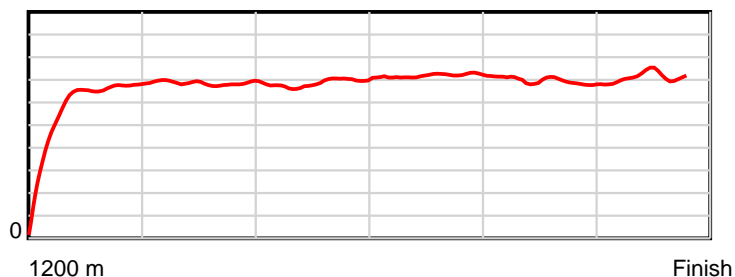
Tasracing Pty Ltd and Thoroughbred Ratings Pty Ltd accepts no responsibility for the completeness or accuracy of any of the information contained herein, and makes no representations about its suitability for any particular purpose. Users should make their own judgements about those matters and/or seek independent advice. You assume all risks associated with use of the data provided on this page.

# Race Results

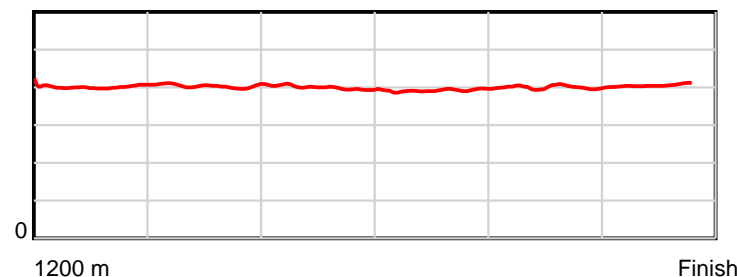
January 21, 2015, Race 2, 3Y MDN-SW, Distance 1200m, Mowbray - Offset 0m

Result	TAB no.	Horse (Barrier)	1200 to	1000m to	800m to	600m to	400m to	200m to	Total or	Margin
7th	12	Zemiro (9)	1000m	800m	600m	400m	200m	WP	Average	
		Position in running (margin)	-	7(5.0)	9(5.5)	9(6.7)	7(5.7)	8(5.8)		0.00
		Sectional time (s)	14.31	11.53	11.80	10.79	11.44	11.62		
		Cumulative time (s)	71.50	57.19	45.65	33.85	23.06	11.62	1:11.50	
		Speed (m/s)	13.98	17.35	16.95	18.54	17.48	17.21	16.78	
		Stride length (m)	5.34	7.00	6.80	7.23	6.99	6.95	6.65	
		Stride duration (s)	0.400	0.404	0.402	0.390	0.400	0.404	0.396	
		Stride efficiency (%)	44.63	76.56	72.36	81.64	76.32	75.52	69.11	
		Stride count	37.42	28.57	29.39	27.67	28.62	28.77	180.44	

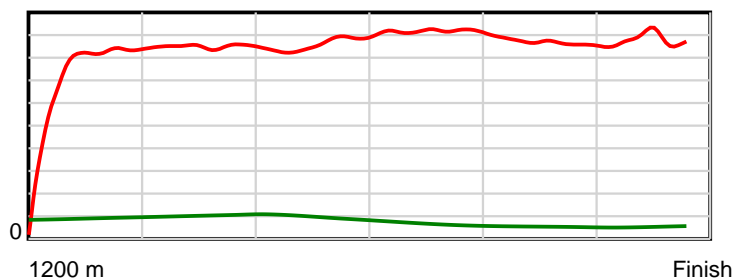
10 m Stride length



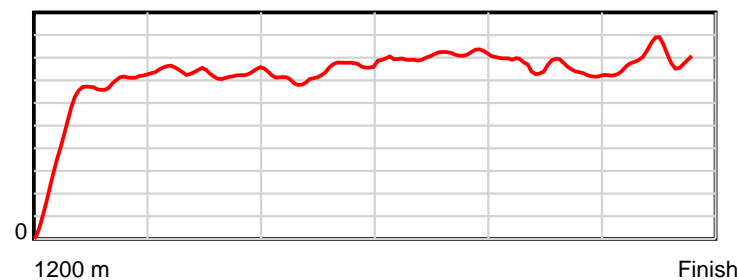
0.6 s Stride duration



20 m/sec Speed



100 % Stride efficiency



Note: Horizontal distance axis grid lines are 200m furlongs.

## Disclaimer.

Tasracing Pty Ltd and Thoroughbred Ratings Pty Ltd accepts no responsibility for the completeness or accuracy of any of the information contained herein, and makes no representations about its suitability for any particular purpose. Users should make their own judgements about those matters and/or seek independent advice. You assume all risks associated with use of the data provided on this page.

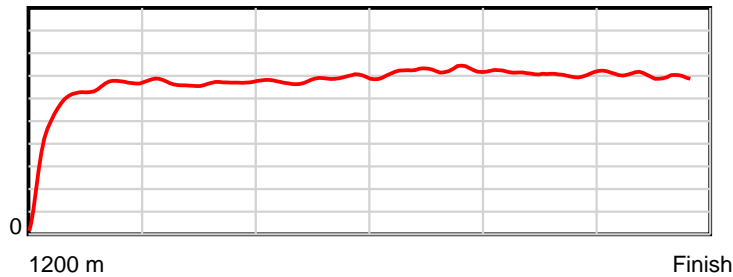


# Race Results

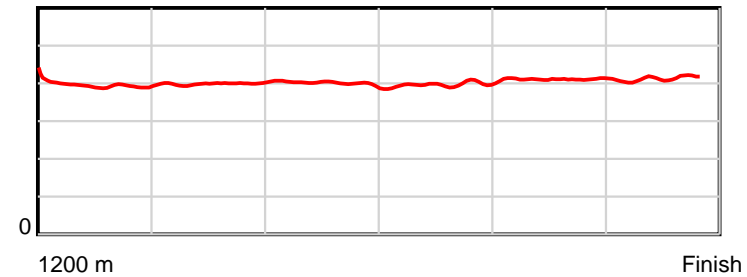
January 21, 2015, Race 2, 3Y MDN-SW, Distance 1200m, Mowbray - Offset 0m

Result	TAB no.	Horse (Barrier)	1200 to	1000m to	800m to	600m to	400m to	200m to	Total or	Margin
8th	1	<b>Cynical Man (2)</b>	<b>1000m</b>	<b>800m</b>	<b>600m</b>	<b>400m</b>	<b>200m</b>	<b>WP</b>	<b>Average</b>	
		Position in running (margin)	-	8(5.8)	8(5.4)	8(6.2)	9(5.8)	9(6.6)		5.60
		Sectional time (s)	15.26	11.39	11.73	10.88	11.57	11.70		
		Cumulative time (s)	72.52	57.26	45.88	34.15	23.27	11.70	1:12.51	
		Speed (m/s)	13.11	17.56	17.05	18.38	17.29	17.09	16.55	
		Stride length (m)	5.32	7.00	6.87	7.25	7.08	7.05	6.69	
		Stride duration (s)	0.400	0.399	0.403	0.394	0.410	0.413	0.404	
		Stride efficiency (%)	44.20	76.62	73.78	82.08	78.32	77.75	69.85	
		Stride count	37.61	28.56	29.11	27.60	28.25	28.35	179.48	

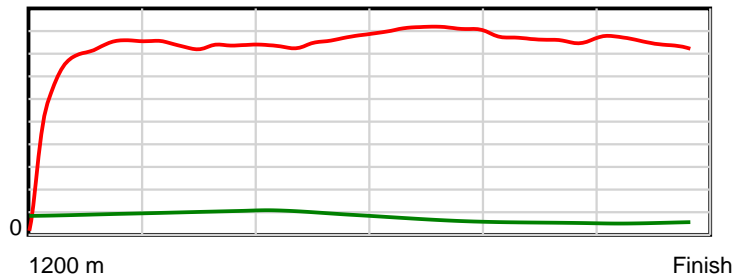
10 m Stride length



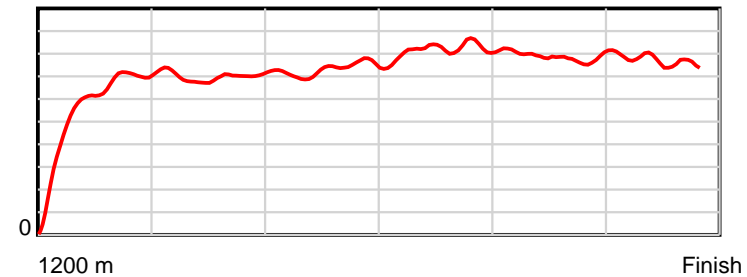
0.6 s Stride duration



20 m/sec Speed



100 % Stride efficiency



Note: Horizontal distance axis grid lines are 200m furlongs.

## Disclaimer.

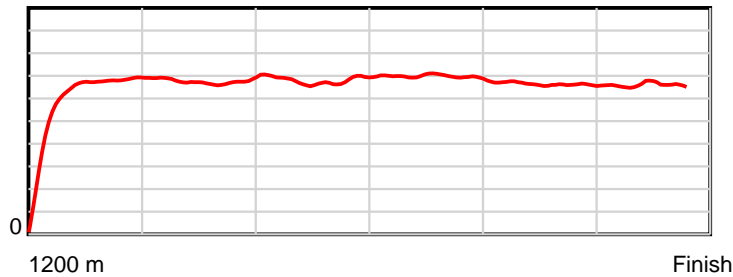
Tasracing Pty Ltd and Thoroughbred Ratings Pty Ltd accepts no responsibility for the completeness or accuracy of any of the information contained herein, and makes no representations about its suitability for any particular purpose. Users should make their own judgements about those matters and/or seek independent advice. You assume all risks associated with use of the data provided on this page.

# Race Results

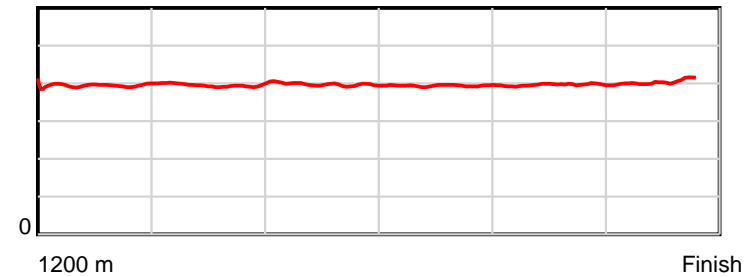
January 21, 2015, Race 2, 3Y MDN-SW, Distance 1200m, Mowbray - Offset 0m

Result	TAB no.	Horse (Barrier)	1200 to	1000m to	800m to	600m to	400m to	200m to	Total or	Margin
9th	8	Love Quest (7)	1000m	800m	600m	400m	200m	WP	Average	
		Position in running (margin)	-	3(2.2)	3(1.1)	5(2.1)	5(2.7)	6(5.0)		6.00
		Sectional time (s)	14.53	11.25	11.77	11.06	11.81	12.16		
		Cumulative time (s)	72.59	58.06	46.80	35.03	23.97	12.16	1:12.59	
		Speed (m/s)	13.77	17.78	16.99	18.08	16.93	16.45	16.53	
		Stride length (m)	5.49	7.03	6.76	7.11	6.70	6.61	6.57	
		Stride duration (s)	0.400	0.395	0.398	0.393	0.396	0.402	0.397	
		Stride efficiency (%)	47.05	77.19	71.33	78.97	70.09	68.26	67.37	
		Stride count	36.45	28.46	29.60	28.13	29.86	30.26	182.76	

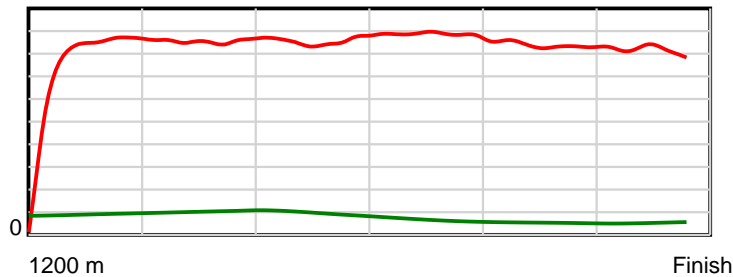
10 m Stride length



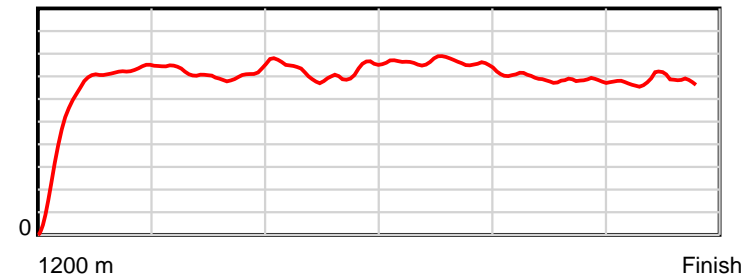
0.6 s Stride duration



20 m/sec Speed



100 % Stride efficiency



Note: Horizontal distance axis grid lines are 200m furlongs.

## Disclaimer.

Tasracing Pty Ltd and Thoroughbred Ratings Pty Ltd accepts no responsibility for the completeness or accuracy of any of the information contained herein, and makes no representations about its suitability for any particular purpose. Users should make their own judgements about those matters and/or seek independent advice. You assume all risks associated with use of the data provided on this page.