



Race Results

Tasmanian Turf Club, Launceston, January 21, 2015

Compilation date: January 22, 2015, 12:41:03 PM (EST)

Copyright © 2015 Tasracing Pty Ltd. All rights reserved.

Trademarks.

StrideMASTER is a registered trademark of Thoroughbred Ratings Pty Ltd.

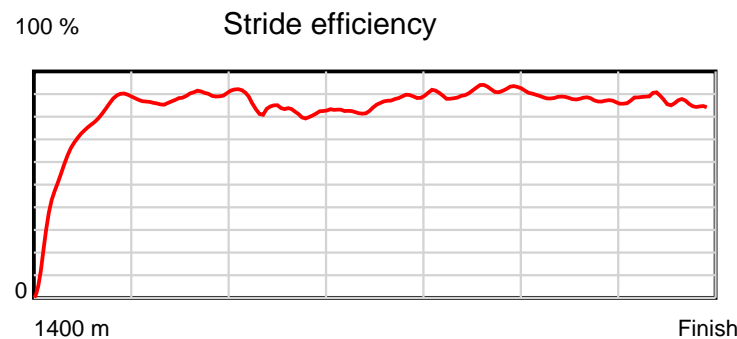
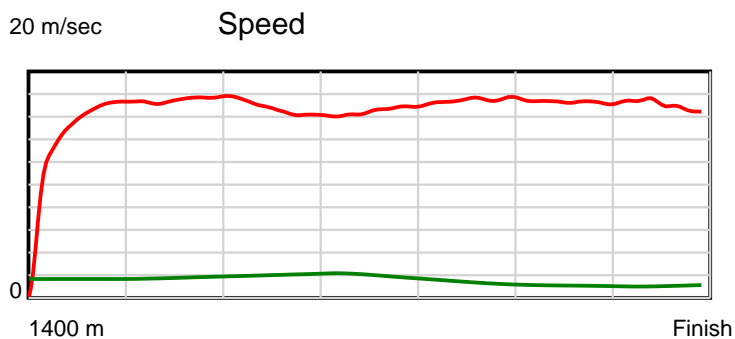
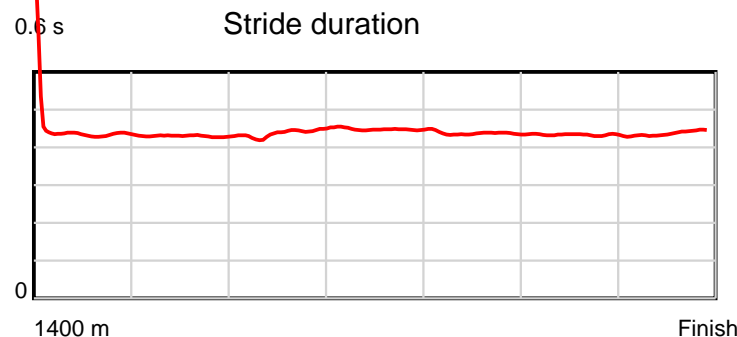
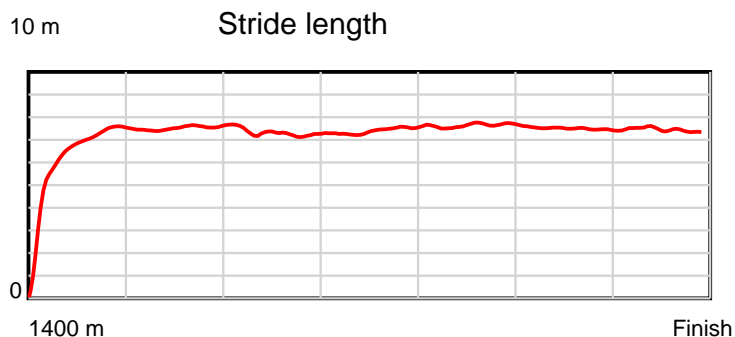
Disclaimer.

Tasracing Pty Ltd and Thoroughbred Ratings Pty Ltd accepts no responsibility for the completeness or accuracy of any of the information contained herein, and makes no representations about its suitability for any particular purpose. Users should make their own judgements about those matters and/or seek independent advice. You assume all risks associated with use of the data provided on this page.

Race Results

January 21, 2015, Race 4, BM72, Distance 1400m, Mowbray - Offset 0m

Result	TAB no.	Horse (Barrier)	1400 to	1200m to	1000m to	800m to	600m to	400m to	200m to	Total or	Margin
1st	1	Barysh Quest (5)	1200m	1000m	800m	600m	400m	200m	WP	Average	
		Position in running (margin)	-	5(1.9)	6(2.0)	7(2.4)	7(1.6)	6(1.3)	5(1.9)		0.00
		Sectional time (s)	14.47	11.19	11.96	12.07	11.24	11.72	11.63		
		Cumulative time (s)	84.28	69.81	58.62	46.66	34.59	23.35	11.63	1:24.28	
		Speed (m/s)	13.82	17.87	16.72	16.57	17.79	17.06	17.20	16.61	
		Stride length (m)	6.36	7.68	7.30	7.42	7.79	7.40	7.51	7.32	
		Stride duration (s)	0.460	0.430	0.437	0.448	0.438	0.434	0.437	0.441	
		Stride efficiency (%)	63.19	92.18	83.35	86.06	94.80	85.55	88.17	83.82	
		Stride count	31.45	26.04	27.38	26.95	25.68	27.03	26.62	191.15	



Note: Horizontal distance axis grid lines are 200m furlongs.

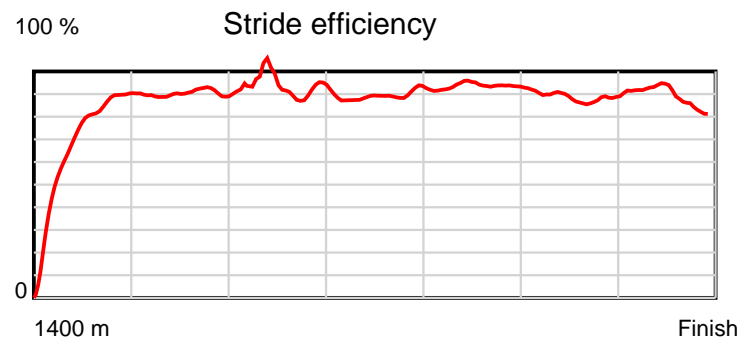
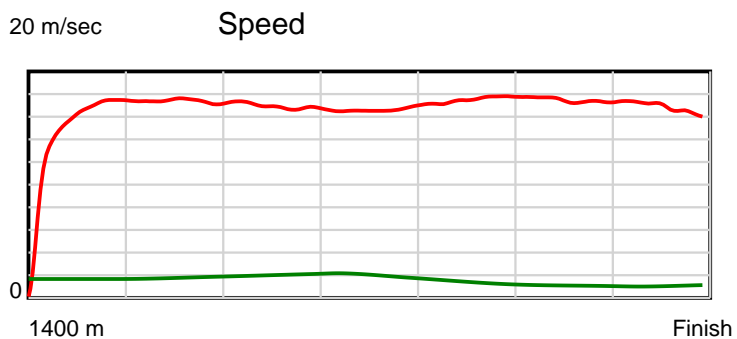
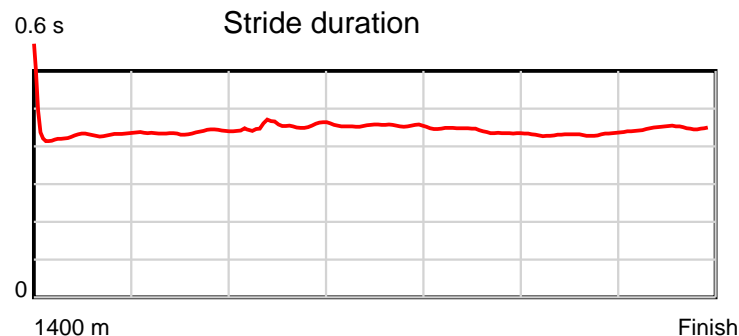
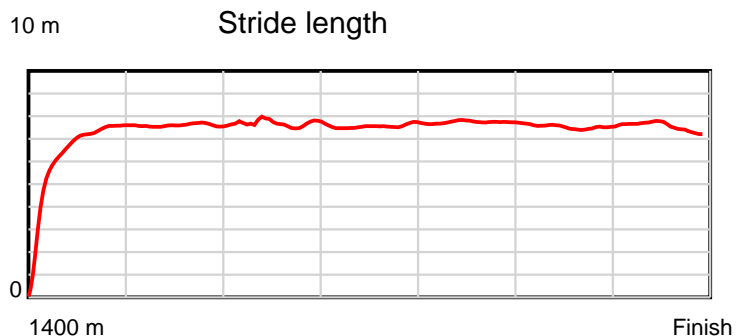
Disclaimer.

Tasracing Pty Ltd and Thoroughbred Ratings Pty Ltd accepts no responsibility for the completeness or accuracy of any of the information contained herein, and makes no representations about its suitability for any particular purpose. Users should make their own judgements about those matters and/or seek independent advice. You assume all risks associated with use of the data provided on this page.

Race Results

January 21, 2015, Race 4, BM72, Distance 1400m, Mowbray - Offset 0m

Result	TAB no.	Horse (Barrier)	1400 to	1200m to	1000m to	800m to	600m to	400m to	200m to	Total or	Margin
2nd	9	Hot to Trot (4)	1200m	1000m	800m	600m	400m	200m	WP	Average	
		Position in running (margin)	-	2(0.5)	2(1.3)	3(0.6)	4(0.6)	3(0.6)	2(0.1)		0.20
		Sectional time (s)	14.28	11.31	11.78	12.21	11.28	11.53	11.93		
		Cumulative time (s)	84.32	70.04	58.73	46.95	34.74	23.46	11.93	1:24.31	
		Speed (m/s)	14.01	17.68	16.98	16.38	17.73	17.35	16.76	16.60	
		Stride length (m)	6.26	7.73	7.47	7.45	7.84	7.45	7.51	7.35	
		Stride duration (s)	0.451	0.437	0.440	0.455	0.442	0.430	0.448	0.443	
		Stride efficiency (%)	61.17	93.49	87.31	86.70	95.95	86.85	88.21	84.48	
		Stride count	31.97	25.86	26.76	26.85	25.52	26.83	26.62	190.41	



Note: Horizontal distance axis grid lines are 200m furlongs.

Disclaimer.

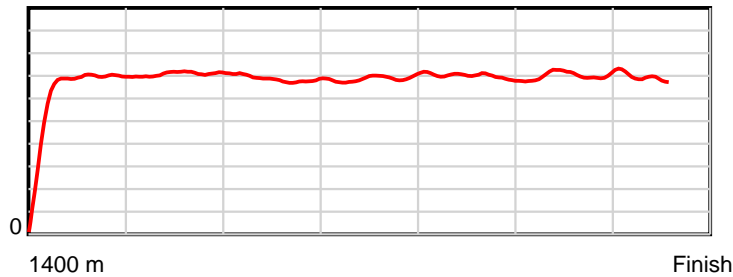
Tasracing Pty Ltd and Thoroughbred Ratings Pty Ltd accepts no responsibility for the completeness or accuracy of any of the information contained herein, and makes no representations about its suitability for any particular purpose. Users should make their own judgements about those matters and/or seek independent advice. You assume all risks associated with use of the data provided on this page.

Race Results

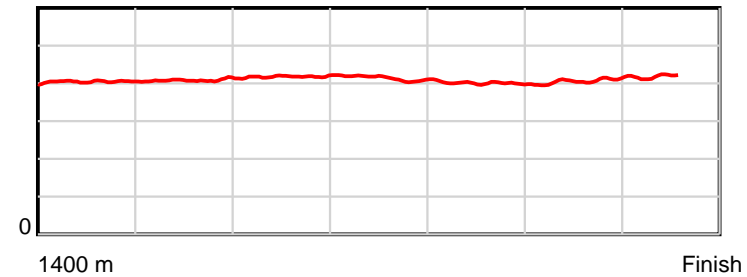
January 21, 2015, Race 4, BM72, Distance 1400m, Mowbray - Offset 0m

Result	TAB no.	Horse (Barrier)	1400 to	1200m to	1000m to	800m to	600m to	400m to	200m to	Total or	Margin
3rd	11	Isn't Life Str... (1)	1200m	1000m	800m	600m	400m	200m	WP	Average	
		Position in running (margin)	-	7(4.5)	4(1.9)	2(0.1)	2(0.1)	2(0.0)	1(0.0)		0.40
		Sectional time (s)	14.98	10.73	11.60	12.21	11.27	11.62	11.94		
		Cumulative time (s)	84.35	69.37	58.64	47.04	34.83	23.56	11.94	1:24.34	
		Speed (m/s)	13.35	18.64	17.24	16.38	17.75	17.21	16.75	16.60	
		Stride length (m)	5.99	7.58	7.15	6.85	7.15	6.89	7.00	6.91	
		Stride duration (s)	0.448	0.407	0.415	0.418	0.403	0.401	0.418	0.416	
		Stride efficiency (%)	55.99	89.75	79.99	73.23	79.88	74.27	76.47	74.66	
		Stride count	33.41	26.39	27.95	29.22	27.97	29.01	28.59	202.54	

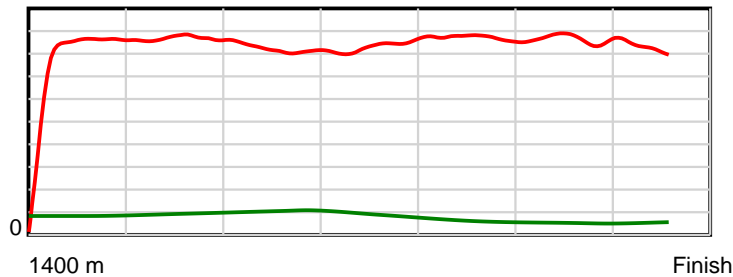
10 m Stride length



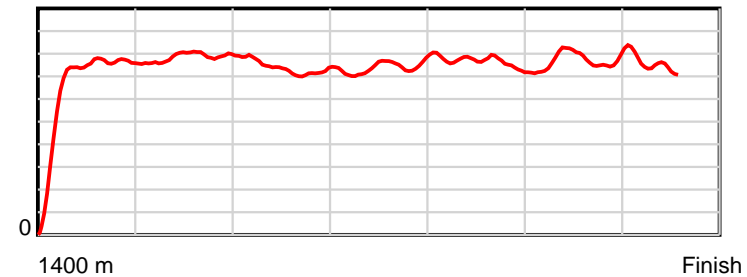
0.6 s Stride duration



20 m/sec Speed



100 % Stride efficiency



Note: Horizontal distance axis grid lines are 200m furlongs.

Disclaimer.

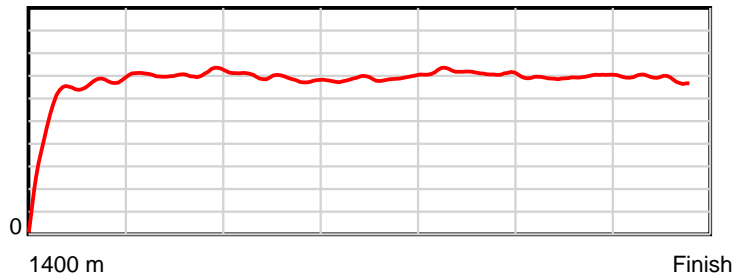
Tasracing Pty Ltd and Thoroughbred Ratings Pty Ltd accepts no responsibility for the completeness or accuracy of any of the information contained herein, and makes no representations about its suitability for any particular purpose. Users should make their own judgements about those matters and/or seek independent advice. You assume all risks associated with use of the data provided on this page.

Race Results

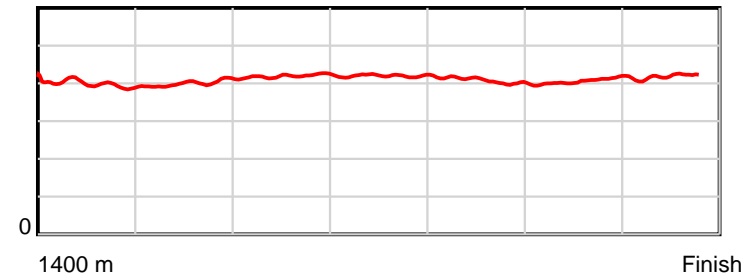
January 21, 2015, Race 4, BM72, Distance 1400m, Mowbray - Offset 0m

Result	TAB no.	Horse (Barrier)	1400 to	1200m to	1000m to	800m to	600m to	400m to	200m to	Total or	Margin
4th	4	Our Casanova (7)	1200m	1000m	800m	600m	400m	200m	WP	Average	
		Position in running (margin)	-	3(1.0)	1(0.0)	1(0.0)	1(0.0)	1(0.0)	3(0.8)		0.50
		Sectional time (s)	14.23	11.00	11.90	12.21	11.29	11.76	12.00		
		Cumulative time (s)	84.37	70.14	59.15	47.25	35.04	23.75	12.00	1:24.37	
		Speed (m/s)	14.05	18.18	16.81	16.38	17.71	17.01	16.67	16.59	
		Stride length (m)	5.52	7.23	7.01	6.88	7.29	6.85	6.96	6.77	
		Stride duration (s)	0.400	0.397	0.417	0.420	0.411	0.403	0.418	0.408	
		Stride efficiency (%)	47.61	81.58	76.90	74.04	82.95	73.28	75.76	71.58	
		Stride count	36.23	27.68	28.51	29.06	27.45	29.21	28.72	206.86	

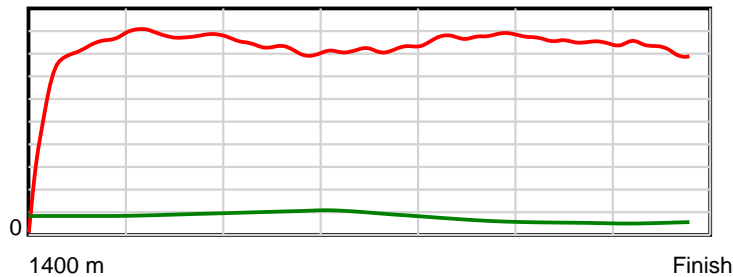
10 m Stride length



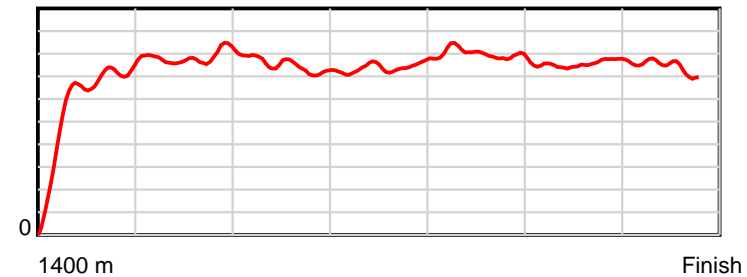
0.6 s Stride duration



20 m/sec Speed



100 % Stride efficiency



Note: Horizontal distance axis grid lines are 200m furlongs.

Disclaimer.

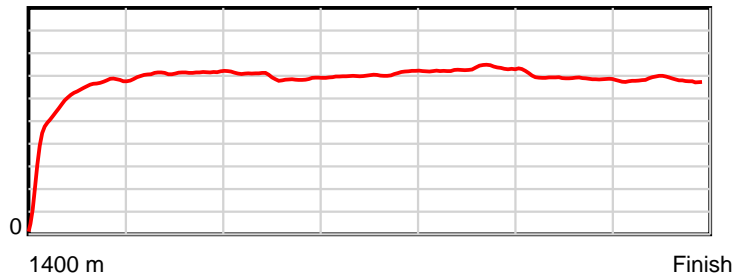
Tasracing Pty Ltd and Thoroughbred Ratings Pty Ltd accepts no responsibility for the completeness or accuracy of any of the information contained herein, and makes no representations about its suitability for any particular purpose. Users should make their own judgements about those matters and/or seek independent advice. You assume all risks associated with use of the data provided on this page.

Race Results

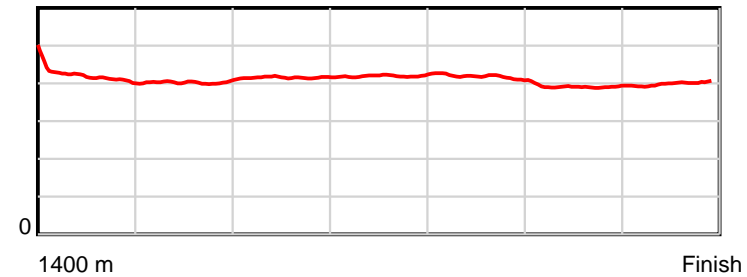
January 21, 2015, Race 4, BM72, Distance 1400m, Mowbray - Offset 0m

Result	TAB no.	Horse (Barrier)	1400 to	1200m to	1000m to	800m to	600m to	400m to	200m to	Total or	Margin
5th	12	Acacia Bloom (11)	1200m	1000m	800m	600m	400m	200m	WP	Average	
		Position in running (margin)	-	9(5.9)	9(6.1)	10(5.4)	10(3.8)	10(3.8)	9(3.4)		1.00
		Sectional time (s)	15.04	11.20	11.79	11.95	11.28	11.56	11.65		
		Cumulative time (s)	84.46	69.42	58.22	46.43	34.48	23.20	11.65	1:24.45	
		Speed (m/s)	13.30	17.86	16.96	16.74	17.73	17.30	17.17	16.58	
		Stride length (m)	5.66	7.18	7.05	7.01	7.41	6.78	6.85	6.80	
		Stride duration (s)	0.426	0.402	0.415	0.419	0.418	0.392	0.399	0.410	
		Stride efficiency (%)	50.05	80.56	77.60	76.81	85.71	71.92	73.31	72.32	
		Stride count	35.34	27.86	28.38	28.53	27.00	29.48	29.20	205.79	

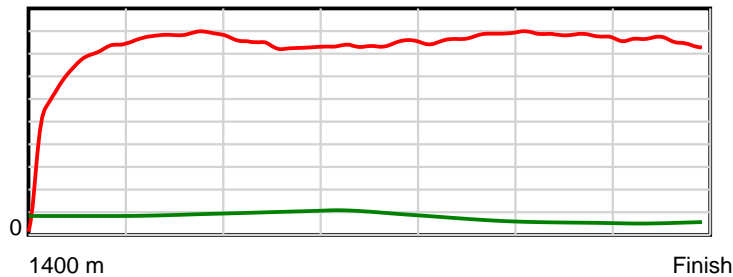
10 m Stride length



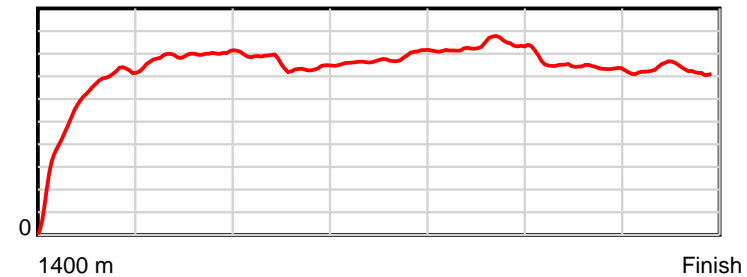
0.6 s Stride duration



20 m/sec Speed



100 % Stride efficiency



Note: Horizontal distance axis grid lines are 200m furlongs.

Disclaimer.

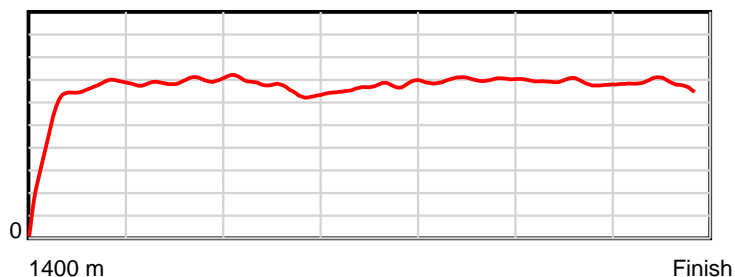
Tasracing Pty Ltd and Thoroughbred Ratings Pty Ltd accepts no responsibility for the completeness or accuracy of any of the information contained herein, and makes no representations about its suitability for any particular purpose. Users should make their own judgements about those matters and/or seek independent advice. You assume all risks associated with use of the data provided on this page.

Race Results

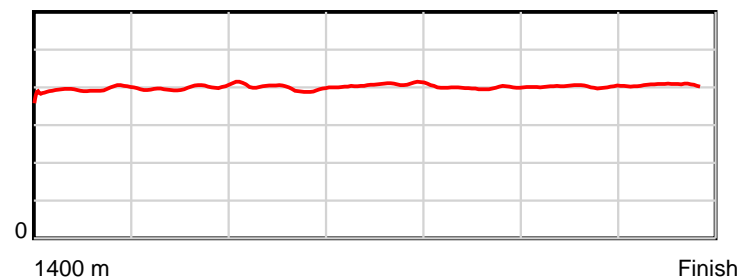
January 21, 2015, Race 4, BM72, Distance 1400m, Mowbray - Offset 0m

Result	TAB no.	Horse (Barrier)	1400 to	1200m to	1000m to	800m to	600m to	400m to	200m to	Total or	Margin
6th	13	Skip to the Mo... (2)	1200m	1000m	800m	600m	400m	200m	WP	Average	
		Position in running (margin)	-	1(0.0)	3(1.8)	5(1.3)	6(1.4)	5(1.3)	4(1.7)		1.30
		Sectional time (s)	14.19	11.47	11.82	12.23	11.26	11.69	11.87		
		Cumulative time (s)	84.52	70.33	58.87	47.05	34.82	23.56	11.87	1:24.51	
		Speed (m/s)	14.10	17.44	16.92	16.35	17.76	17.11	16.85	16.57	
		Stride length (m)	5.43	6.94	6.76	6.63	7.11	6.87	6.84	6.61	
		Stride duration (s)	0.387	0.398	0.399	0.405	0.400	0.401	0.406	0.399	
		Stride efficiency (%)	46.04	75.30	71.35	68.65	79.02	73.71	73.01	68.19	
		Stride count	36.84	28.81	29.60	30.17	28.13	29.12	29.26	211.93	

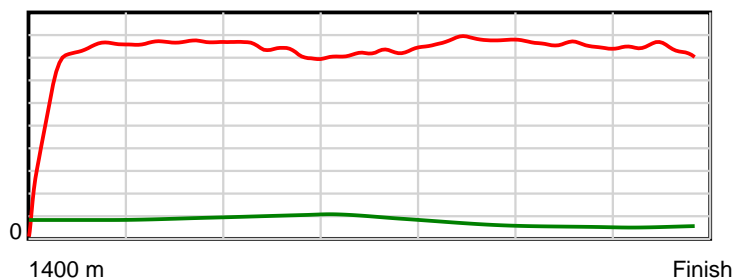
10 m Stride length



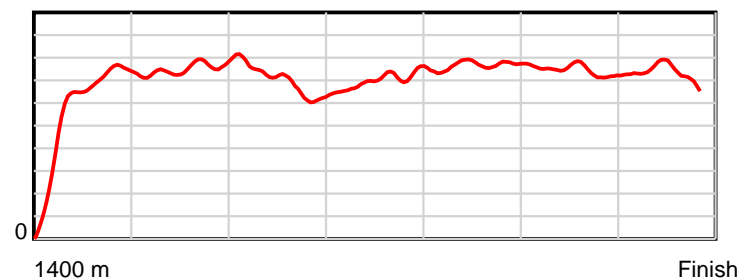
0.6 s Stride duration



20 m/sec Speed



100 % Stride efficiency



Note: Horizontal distance axis grid lines are 200m furlongs.

Disclaimer.

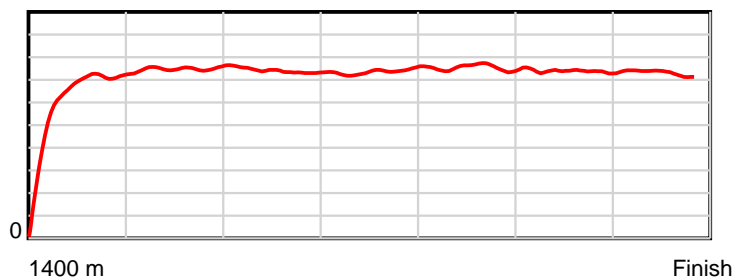
Tasracing Pty Ltd and Thoroughbred Ratings Pty Ltd accepts no responsibility for the completeness or accuracy of any of the information contained herein, and makes no representations about its suitability for any particular purpose. Users should make their own judgements about those matters and/or seek independent advice. You assume all risks associated with use of the data provided on this page.

Race Results

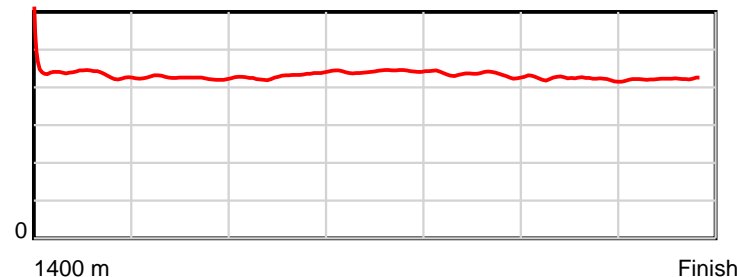
January 21, 2015, Race 4, BM72, Distance 1400m, Mowbray - Offset 0m

Result	TAB no.	Horse (Barrier)	1400 to	1200m to	1000m to	800m to	600m to	400m to	200m to	Total or	Margin
7th	2	Musique Player (9)	1200m	1000m	800m	600m	400m	200m	WP	Average	
		Position in running (margin)	-	8(5.6)	8(4.9)	8(2.5)	8(2.2)	8(3.1)	6(2.6)		1.60
		Sectional time (s)	15.36	11.07	11.49	12.16	11.44	11.54	11.51		
		Cumulative time (s)	84.57	69.21	58.14	46.65	34.48	23.05	11.51	1:24.56	
		Speed (m/s)	13.02	18.07	17.41	16.45	17.48	17.33	17.38	16.55	
		Stride length (m)	5.92	7.68	7.46	7.27	7.62	7.35	7.32	7.18	
		Stride duration (s)	0.445	0.425	0.429	0.442	0.436	0.424	0.421	0.434	
		Stride efficiency (%)	54.86	92.18	87.01	82.69	90.68	84.50	83.76	80.66	
		Stride count	33.76	26.04	26.80	27.49	26.25	27.20	27.32	194.86	

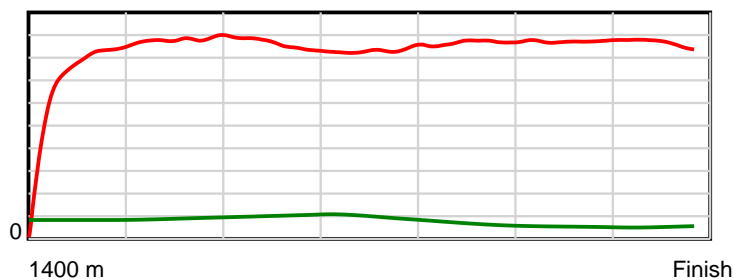
10 m Stride length



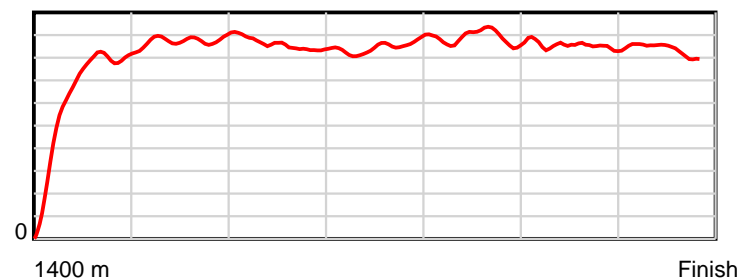
0.6 s Stride duration



20 m/sec Speed



100 % Stride efficiency



Note: Horizontal distance axis grid lines are 200m furlongs.

Disclaimer.

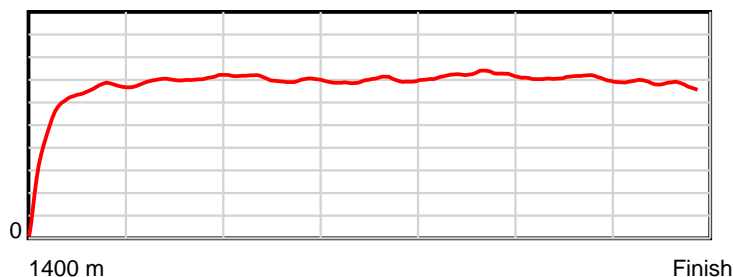
Tasracing Pty Ltd and Thoroughbred Ratings Pty Ltd accepts no responsibility for the completeness or accuracy of any of the information contained herein, and makes no representations about its suitability for any particular purpose. Users should make their own judgements about those matters and/or seek independent advice. You assume all risks associated with use of the data provided on this page.

Race Results

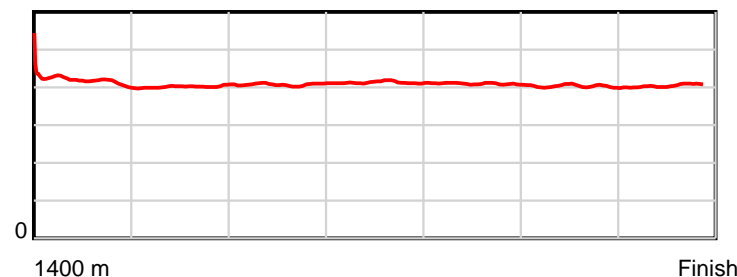
January 21, 2015, Race 4, BM72, Distance 1400m, Mowbray - Offset 0m

Result	TAB no.	Horse (Barrier)	1400 to	1200m to	1000m to	800m to	600m to	400m to	200m to	Total or	Margin
8th	6	Moonless (10)	1200m	1000m	800m	600m	400m	200m	WP	Average	
		Position in running (margin)	-	10(7.2)	10(7.8)	9(4.8)	9(3.6)	9(3.3)	8(3.1)		3.60
		Sectional time (s)	15.59	11.27	11.40	12.00	11.24	11.59	11.85		
		Cumulative time (s)	84.94	69.35	58.09	46.69	34.68	23.44	11.85	1:24.94	
		Speed (m/s)	12.83	17.75	17.54	16.67	17.79	17.26	16.88	16.48	
		Stride length (m)	5.51	7.12	7.13	6.86	7.30	6.96	6.82	6.76	
		Stride duration (s)	0.418	0.401	0.406	0.412	0.410	0.403	0.404	0.410	
		Stride efficiency (%)	47.46	79.19	79.42	73.62	83.29	75.61	72.61	71.44	
		Stride count	36.29	28.10	28.05	29.14	27.39	28.75	29.34	207.06	

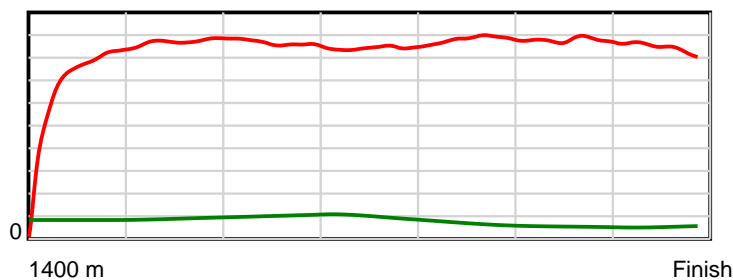
10 m Stride length



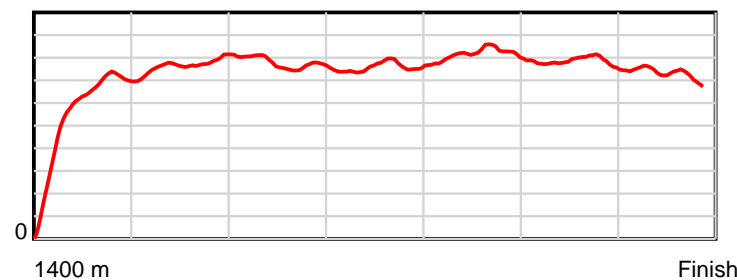
0.6 s Stride duration



20 m/sec Speed



100 % Stride efficiency



Note: Horizontal distance axis grid lines are 200m furlongs.

Disclaimer.

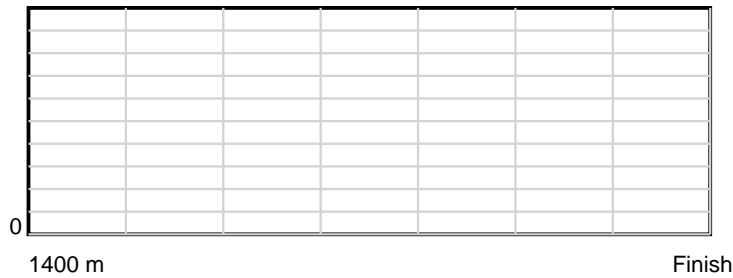
Tasracing Pty Ltd and Thoroughbred Ratings Pty Ltd accepts no responsibility for the completeness or accuracy of any of the information contained herein, and makes no representations about its suitability for any particular purpose. Users should make their own judgements about those matters and/or seek independent advice. You assume all risks associated with use of the data provided on this page.

Race Results


January 21, 2015, Race 4, BM72, Distance 1400m, Mowbray - Offset 0m

Result	TAB no.	Horse (Barrier)	1400 to	1200m to	1000m to	800m to	600m to	400m to	200m to	Total or	Margin
9th	5	Guru Rez (6)									
		Position in running (margin)									
		Sectional time (s)									
		Cumulative time (s)									
		Speed (m/s)									
		Stride length (m)									
		Stride duration (s)									
		Stride efficiency (%)									
		Stride count									

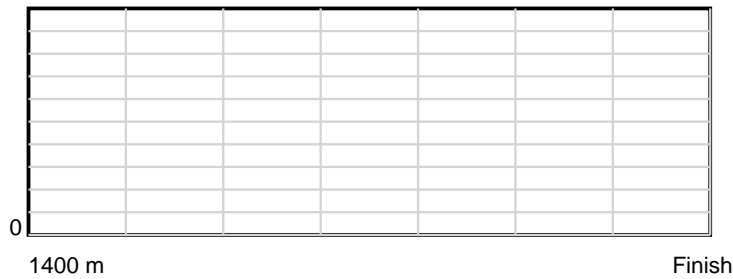
10 m Stride length



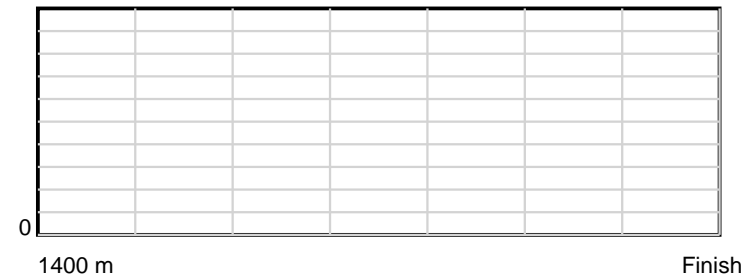
0.6 s Stride duration



20 m/sec Speed



100 % Stride efficiency



Note: Horizontal distance axis grid lines are 200m furlongs.

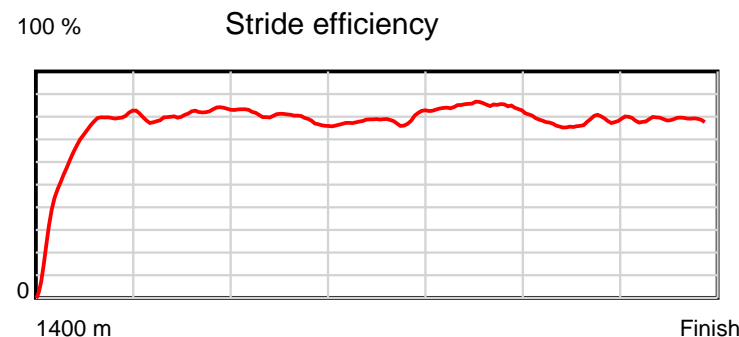
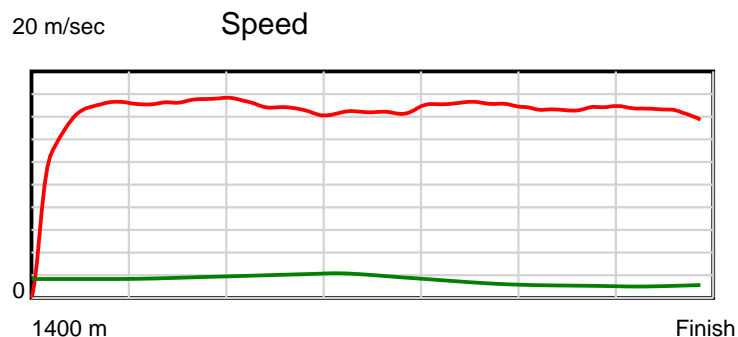
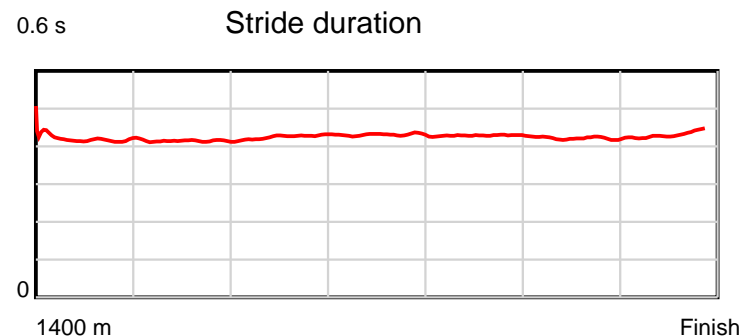
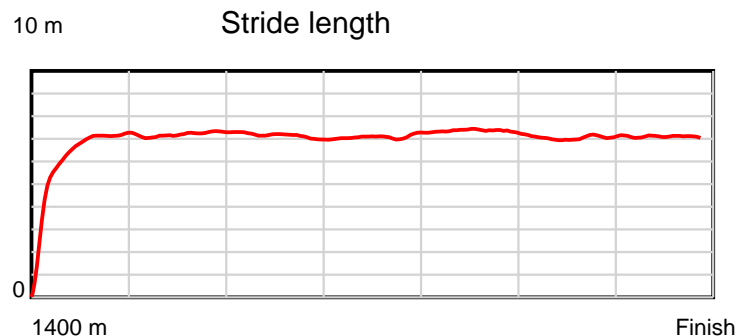
Disclaimer.

Tasracing Pty Ltd and Thoroughbred Ratings Pty Ltd accepts no responsibility for the completeness or accuracy of any of the information contained herein, and makes no representations about its suitability for any particular purpose. Users should make their own judgements about those matters and/or seek independent advice. You assume all risks associated with use of the data provided on this page.

Race Results

January 21, 2015, Race 4, BM72, Distance 1400m, Mowbray - Offset 0m

Result	TAB no.	Horse (Barrier)	1400 to	1200m to	1000m to	800m to	600m to	400m to	200m to	Total or	Margin
10th	8	Gotta Have Fai... (3)	1200m	1000m	800m	600m	400m	200m	WP	Average	
		Position in running (margin)	-	4(1.7)	5(1.9)	4(1.1)	3(0.6)	7(1.9)	10(3.7)		6.10
		Sectional time (s)	14.74	11.21	11.77	12.11	11.51	11.91	12.14		
		Cumulative time (s)	85.40	70.66	59.45	47.68	35.56	24.06	12.14	1:25.40	
		Speed (m/s)	13.57	17.84	16.99	16.52	17.38	16.79	16.47	16.39	
		Stride length (m)	5.78	7.39	7.21	7.11	7.43	7.08	7.10	6.97	
		Stride duration (s)	0.418	0.414	0.424	0.431	0.428	0.422	0.431	0.425	
		Stride efficiency (%)	52.26	85.42	81.15	79.05	86.35	78.39	78.81	75.96	
		Stride count	34.58	27.05	27.75	28.12	26.90	28.24	28.16	200.80	



Note: Horizontal distance axis grid lines are 200m furlongs.

Disclaimer.

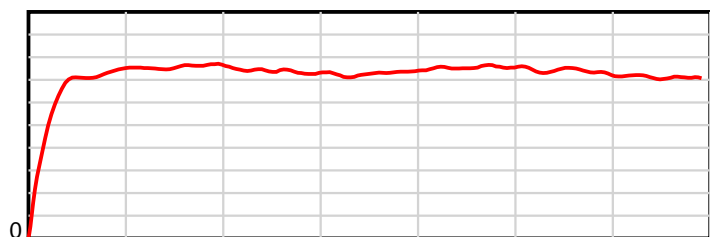
Tasracing Pty Ltd and Thoroughbred Ratings Pty Ltd accepts no responsibility for the completeness or accuracy of any of the information contained herein, and makes no representations about its suitability for any particular purpose. Users should make their own judgements about those matters and/or seek independent advice. You assume all risks associated with use of the data provided on this page.

Race Results

January 21, 2015, Race 4, BM72, Distance 1400m, Mowbray - Offset 0m

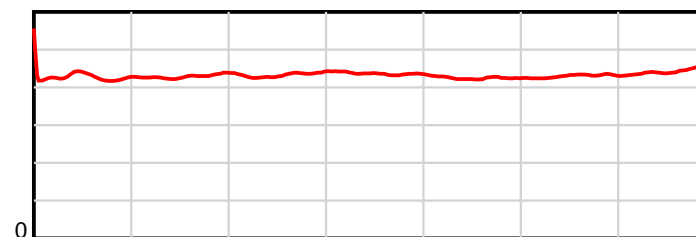
Result	TAB no.	Horse (Barrier)	1400 to	1200m to	1000m to	800m to	600m to	400m to	200m to	Total or	Margin
11th	3	Tuktoyaktuk (8)	1200m	1000m	800m	600m	400m	200m	WP	Average	
		Position in running (margin)	-	6(2.4)	7(2.7)	6(1.9)	5(1.4)	4(0.9)	7(2.8)		6.00
		Sectional time (s)	14.62	11.21	11.77	12.12	11.20	11.94	12.52		
		Cumulative time (s)	85.38	70.76	59.56	47.78	35.66	24.46	12.52	1:25.37	
		Speed (m/s)	13.68	17.84	16.99	16.50	17.86	16.75	15.97	16.40	
		Stride length (m)	5.96	7.65	7.34	7.21	7.60	7.19	7.09	7.10	
		Stride duration (s)	0.438	0.429	0.432	0.437	0.426	0.430	0.444	0.433	
		Stride efficiency (%)	55.52	91.40	84.09	81.12	90.24	80.88	78.53	78.88	
		Stride count	33.55	26.15	27.26	27.76	26.32	27.80	28.21	197.05	

10 m Stride length



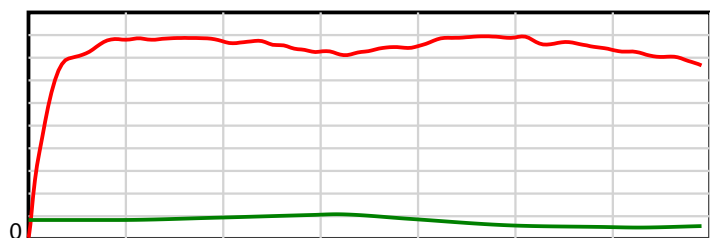
1400 m Finish

0.6 s Stride duration



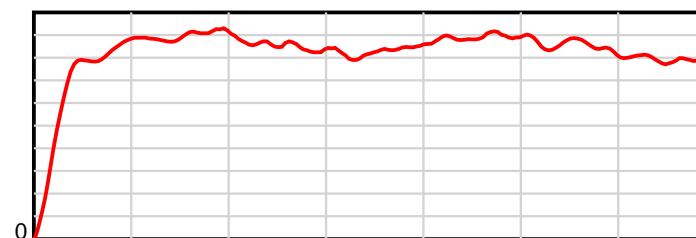
1400 m Finish

20 m/sec Speed



1400 m Finish

100 % Stride efficiency



1400 m Finish

Note: Horizontal distance axis grid lines are 200m furlongs.

Disclaimer.

Tasracing Pty Ltd and Thoroughbred Ratings Pty Ltd accepts no responsibility for the completeness or accuracy of any of the information contained herein, and makes no representations about its suitability for any particular purpose. Users should make their own judgements about those matters and/or seek independent advice. You assume all risks associated with use of the data provided on this page.