



Race Results

Tasmanian Racing Club, Hobart, January 25, 2015

Compilation date: January 25, 2015, 6:34:39 PM (EST)

Copyright © 2015 Tasracing Pty Ltd. All rights reserved.

Trademarks.

StrideMASTER is a registered trademark of Thoroughbred Ratings Pty Ltd.

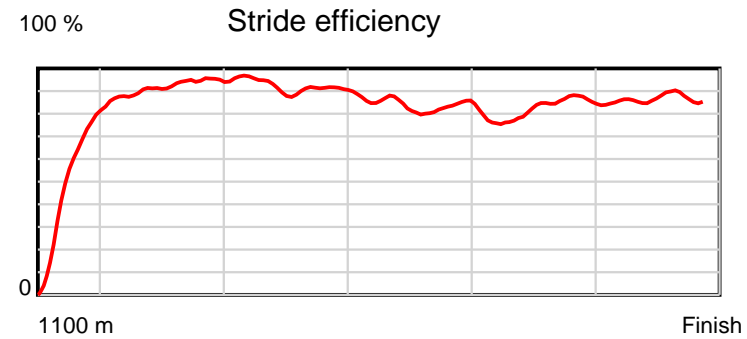
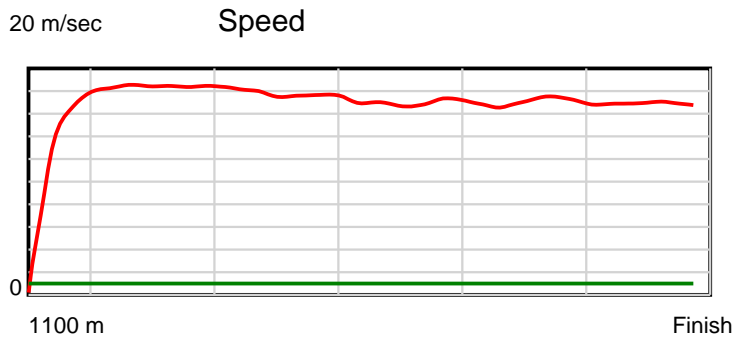
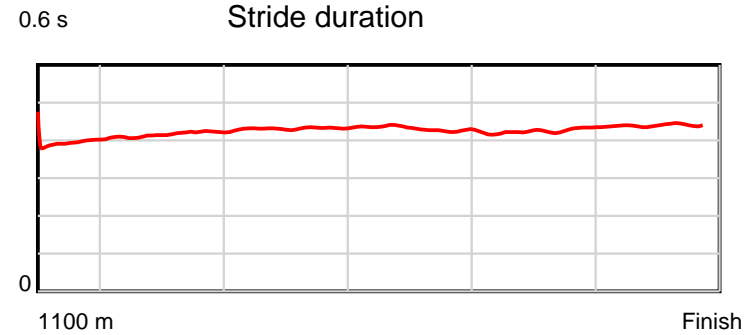
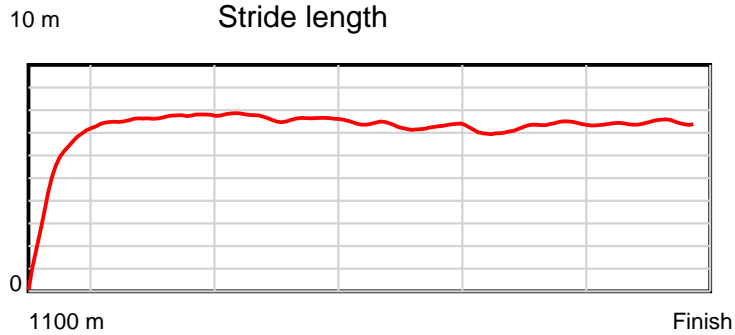
Disclaimer.

Tasracing Pty Ltd and Thoroughbred Ratings Pty Ltd accepts no responsibility for the completeness or accuracy of any of the information contained herein, and makes no representations about its suitability for any particular purpose. Users should make their own judgements about those matters and/or seek independent advice. You assume all risks associated with use of the data provided on this page.

Race Results

January 25, 2015, Race 10, CL2, Distance 1100m, Elwick Course Proper - Offset 3m

Result	TAB no.	Horse (Barrier)	1100 to	1000m to	800m to	600m to	400m to	200m to	Total or	Margin
1st	8	Miss Mars (2)	1000m	800m	600m	400m	200m	WP	Average	
		Position in running (margin)	-	2(0.2)	1(0.0)	2(0.0)	1(0.0)	1(0.0)		0.00
		Sectional time (s)	8.83	10.48	11.14	11.88	11.58	11.72		
		Cumulative time (s)	65.63	56.80	46.32	35.18	23.31	11.72	1:05.62	
		Speed (m/s)	11.33	19.08	17.95	16.84	17.27	17.06	16.76	
		Stride length (m)	4.48	7.91	7.72	7.27	7.31	7.50	7.09	
		Stride duration (s)	0.395	0.414	0.430	0.432	0.423	0.440	0.423	
		Stride efficiency (%)	31.37	97.76	93.15	82.58	83.54	87.88	78.66	
		Stride count	22.32	25.29	25.90	27.51	27.35	26.67	155.04	



Note: Horizontal distance axis grid lines are 200m furlongs.

Disclaimer.

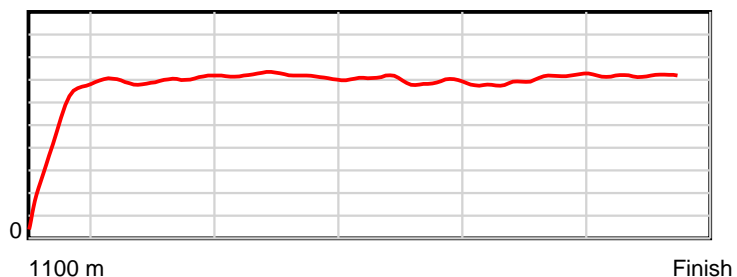
Tasracing Pty Ltd and Thoroughbred Ratings Pty Ltd accepts no responsibility for the completeness or accuracy of any of the information contained herein, and makes no representations about its suitability for any particular purpose. Users should make their own judgements about those matters and/or seek independent advice. You assume all risks associated with use of the data provided on this page.

Race Results

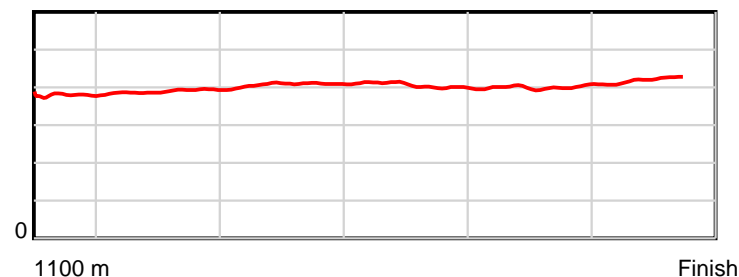
January 25, 2015, Race 10, CL2, Distance 1100m, Elwick Course Proper - Offset 3m

Result	TAB no.	Horse (Barrier)	1100 to	1000m to	800m to	600m to	400m to	200m to	Total or	Margin
2nd	7	Our Lucky Girl (1)	1000m	800m	600m	400m	200m	WP	Average	
		Position in running (margin)	-	1(0.0)	3(1.8)	3(1.9)	3(2.2)	3(1.4)		0.10
		Sectional time (s)	8.83	10.81	11.16	11.94	11.45	11.47		
		Cumulative time (s)	65.65	56.82	46.01	34.86	22.92	11.47	1:05.65	
		Speed (m/s)	11.33	18.50	17.92	16.75	17.47	17.44	16.76	
		Stride length (m)	4.45	7.14	7.25	6.82	6.96	7.27	6.72	
		Stride duration (s)	0.389	0.386	0.404	0.407	0.399	0.417	0.401	
		Stride efficiency (%)	30.88	79.62	82.14	72.71	75.66	82.52	70.57	
		Stride count	22.50	28.02	27.59	29.32	28.74	27.52	163.69	

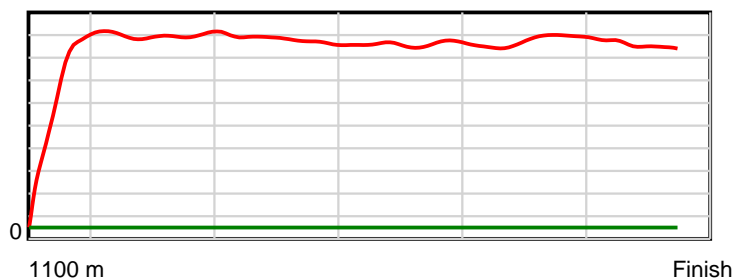
10 m Stride length



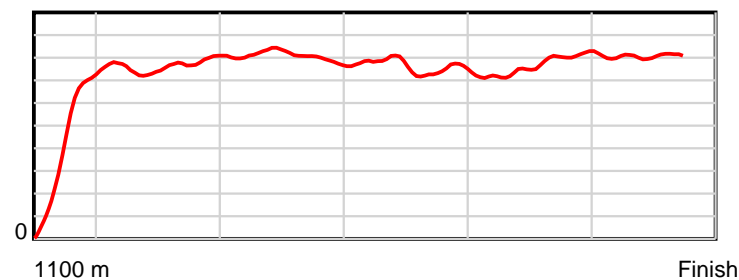
0.6 s Stride duration



20 m/sec Speed



100 % Stride efficiency



Note: Horizontal distance axis grid lines are 200m furlongs.

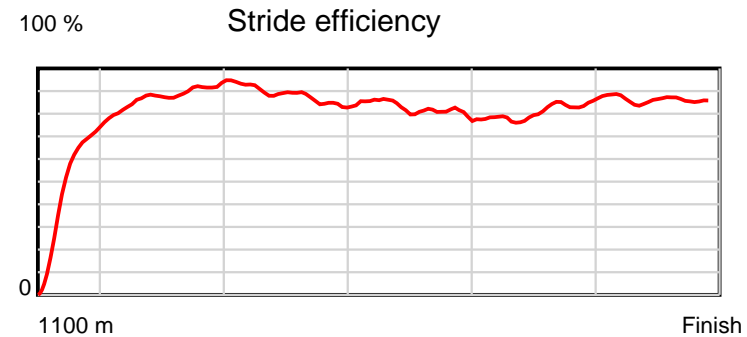
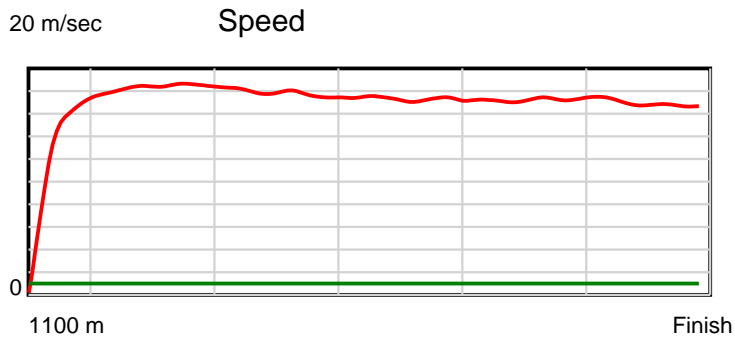
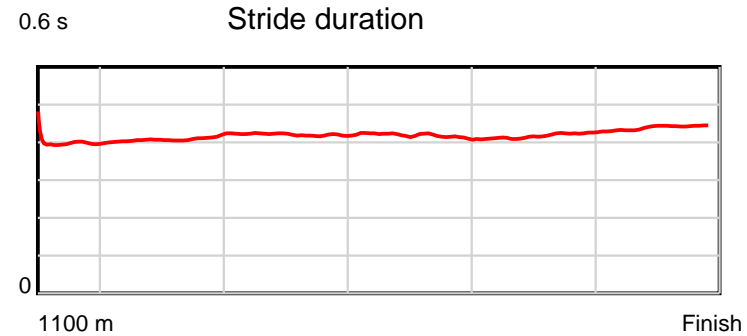
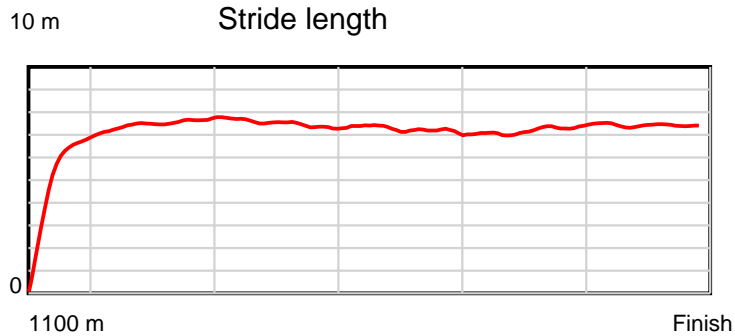
Disclaimer.

Tasracing Pty Ltd and Thoroughbred Ratings Pty Ltd accepts no responsibility for the completeness or accuracy of any of the information contained herein, and makes no representations about its suitability for any particular purpose. Users should make their own judgements about those matters and/or seek independent advice. You assume all risks associated with use of the data provided on this page.

Race Results

January 25, 2015, Race 10, CL2, Distance 1100m, Elwick Course Proper - Offset 3m

Result	TAB no.	Horse (Barrier)	1100 to	1000m to	800m to	600m to	400m to	200m to	Total or	Margin
3rd	4	Vedo (7)	1000m	800m	600m	400m	200m	WP	Average	
		Position in running (margin)	-	3(1.0)	2(0.4)	1(0.0)	2(0.3)	2(0.2)		0.30
		Sectional time (s)	8.96	10.42	11.07	11.93	11.57	11.74		
		Cumulative time (s)	65.68	56.72	46.30	35.24	23.31	11.74	1:05.68	
		Speed (m/s)	11.16	19.19	18.07	16.76	17.29	17.04	16.75	
		Stride length (m)	4.60	7.80	7.60	6.99	7.21	7.48	7.01	
		Stride duration (s)	0.412	0.407	0.420	0.417	0.417	0.439	0.419	
		Stride efficiency (%)	33.01	95.15	90.21	76.30	81.18	87.41	76.89	
		Stride count	21.76	25.63	26.32	28.62	27.75	26.74	156.82	



Note: Horizontal distance axis grid lines are 200m furlongs.

Disclaimer.

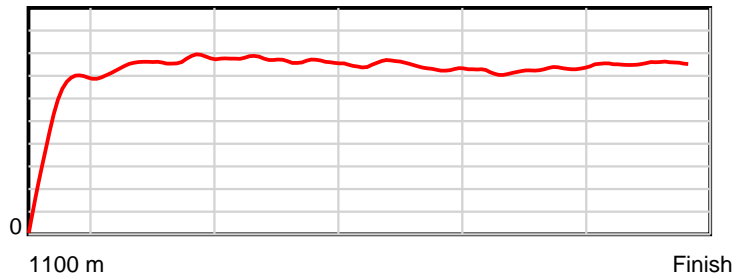
Tasracing Pty Ltd and Thoroughbred Ratings Pty Ltd accepts no responsibility for the completeness or accuracy of any of the information contained herein, and makes no representations about its suitability for any particular purpose. Users should make their own judgements about those matters and/or seek independent advice. You assume all risks associated with use of the data provided on this page.

Race Results

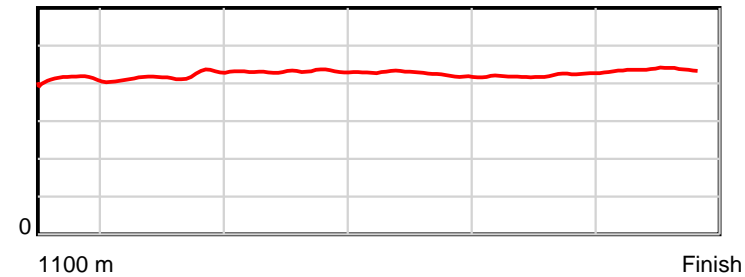
January 25, 2015, Race 10, CL2, Distance 1100m, Elwick Course Proper - Offset 3m

Result	TAB no.	Horse (Barrier)	1100 to	1000m to	800m to	600m to	400m to	200m to	Total or	Margin
4th	5	Beryl Bee (4)	1000m	800m	600m	400m	200m	WP	Average	
		Position in running (margin)	-	7(3.8)	4(2.7)	4(2.9)	4(2.6)	5(3.5)		1.30
		Sectional time (s)	9.46	10.34	11.16	11.84	11.73	11.32		
		Cumulative time (s)	65.86	56.40	46.05	34.90	23.05	11.32	1:05.86	
		Speed (m/s)	10.57	19.34	17.92	16.89	17.05	17.67	16.70	
		Stride length (m)	4.44	8.03	7.72	7.20	7.16	7.67	7.09	
		Stride duration (s)	0.412	0.415	0.431	0.426	0.420	0.434	0.425	
		Stride efficiency (%)	30.81	100.74	93.13	81.03	80.18	92.03	78.61	
		Stride count	22.52	24.91	25.91	27.77	27.92	26.06	155.09	

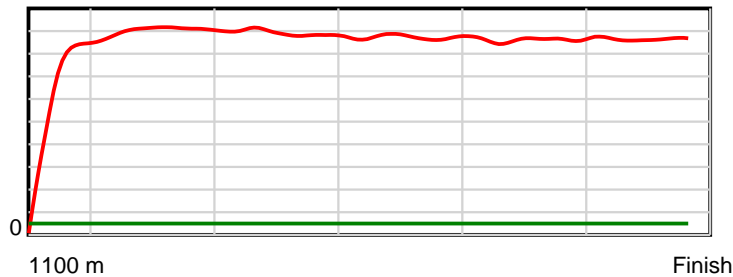
10 m Stride length



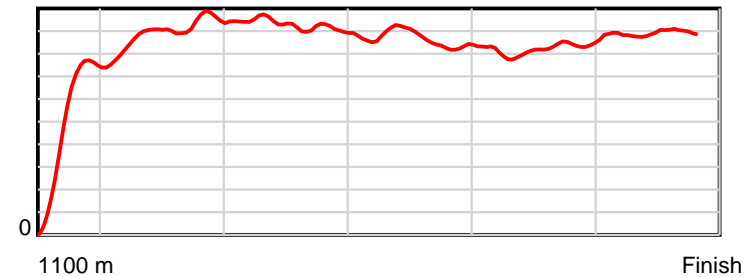
0.6 s Stride duration



20 m/sec Speed



100 % Stride efficiency



Note: Horizontal distance axis grid lines are 200m furlongs.

Disclaimer.

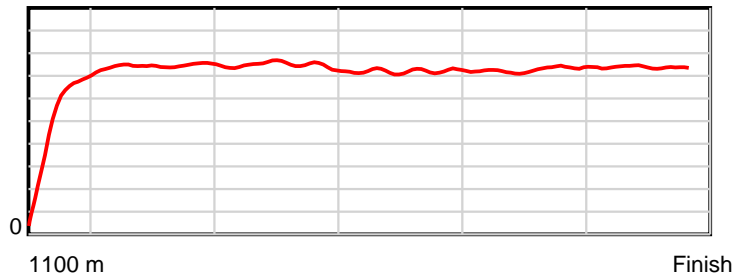
Tasracing Pty Ltd and Thoroughbred Ratings Pty Ltd accepts no responsibility for the completeness or accuracy of any of the information contained herein, and makes no representations about its suitability for any particular purpose. Users should make their own judgements about those matters and/or seek independent advice. You assume all risks associated with use of the data provided on this page.

Race Results

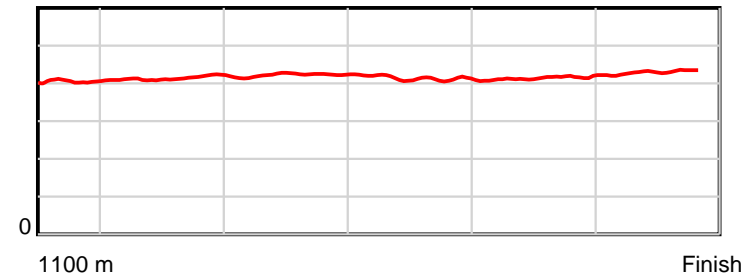
January 25, 2015, Race 10, CL2, Distance 1100m, Elwick Course Proper - Offset 3m

Result	TAB no.	Horse (Barrier)	1100 to	1000m to	800m to	600m to	400m to	200m to	Total or	Margin
5th	2	Lustica (5)	1000m	800m	600m	400m	200m	WP	Average	
		Position in running (margin)	-	5(3.5)	5(3.8)	5(3.5)	5(3.4)	4(2.9)		2.80
		Sectional time (s)	9.41	10.57	11.09	11.86	11.49	11.71		
		Cumulative time (s)	66.14	56.73	46.16	35.07	23.20	11.71	1:06.14	
		Speed (m/s)	10.63	18.92	18.03	16.86	17.41	17.08	16.63	
		Stride length (m)	4.36	7.78	7.61	7.00	7.17	7.30	6.93	
		Stride duration (s)	0.407	0.411	0.422	0.415	0.412	0.427	0.416	
		Stride efficiency (%)	29.67	94.49	90.47	76.63	80.38	83.17	74.96	
		Stride count	22.95	25.72	26.29	28.56	27.89	27.41	158.82	

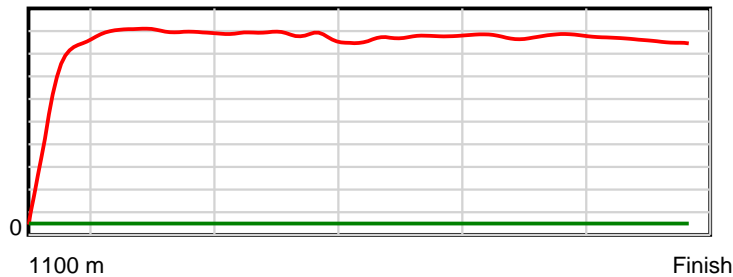
10 m Stride length



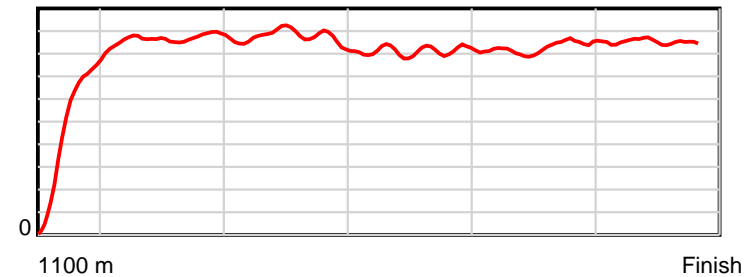
0.6 s Stride duration



20 m/sec Speed



100 % Stride efficiency



Note: Horizontal distance axis grid lines are 200m furlongs.

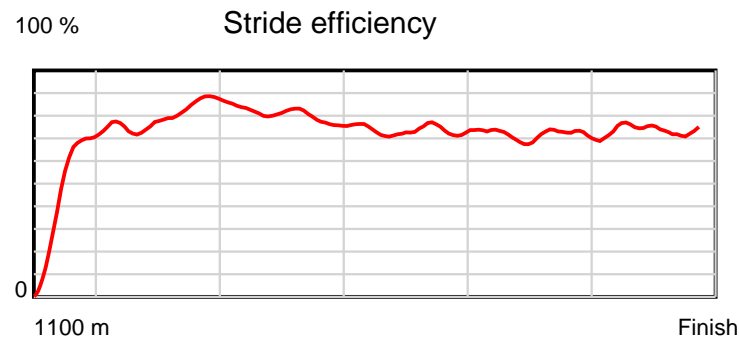
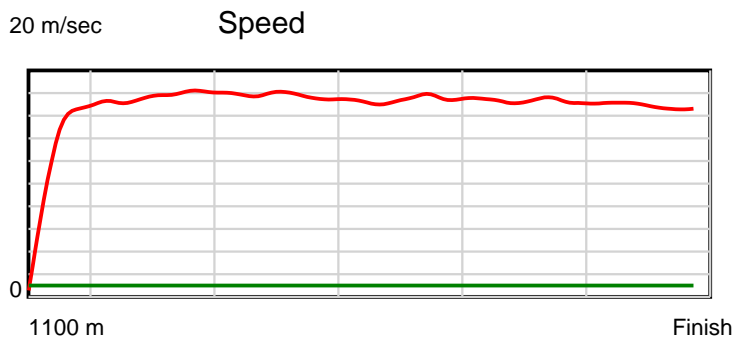
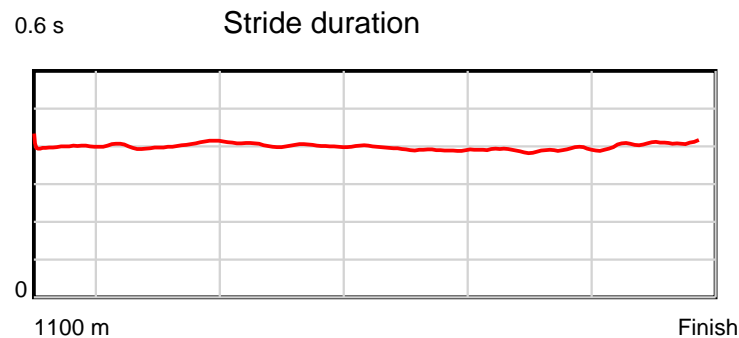
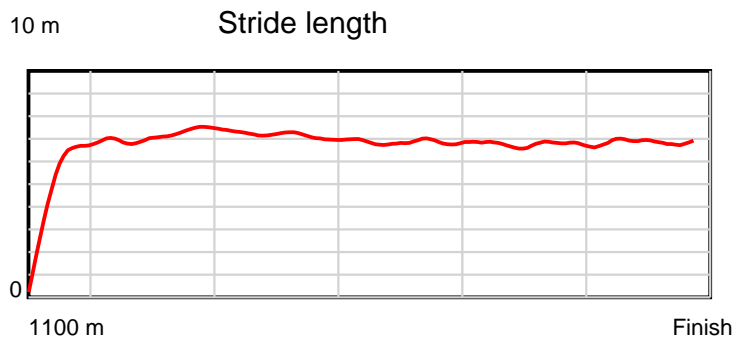
Disclaimer.

Tasracing Pty Ltd and Thoroughbred Ratings Pty Ltd accepts no responsibility for the completeness or accuracy of any of the information contained herein, and makes no representations about its suitability for any particular purpose. Users should make their own judgements about those matters and/or seek independent advice. You assume all risks associated with use of the data provided on this page.

Race Results

January 25, 2015, Race 10, CL2, Distance 1100m, Elwick Course Proper - Offset 3m

Result	TAB no.	Horse (Barrier)	1100 to	1000m to	800m to	600m to	400m to	200m to	Total or	Margin
6th	6	Vinder (6)	1000m	800m	600m	400m	200m	WP	Average	
		Position in running (margin)	-	4(2.5)	6(4.4)	6(5.4)	6(5.3)	6(5.2)		5.80
		Sectional time (s)	9.47	10.82	11.31	11.86	11.58	11.64		
		Cumulative time (s)	66.68	57.21	46.39	35.08	23.22	11.64	1:06.68	
		Speed (m/s)	10.55	18.48	17.68	16.86	17.27	17.18	16.50	
		Stride length (m)	4.37	7.43	7.15	6.64	6.74	6.97	6.62	
		Stride duration (s)	0.408	0.402	0.404	0.394	0.390	0.406	0.401	
		Stride efficiency (%)	29.87	86.25	79.92	68.93	70.90	75.94	68.41	
		Stride count	22.87	26.92	27.97	30.11	29.69	28.69	166.25	



Note: Horizontal distance axis grid lines are 200m furlongs.

Disclaimer.

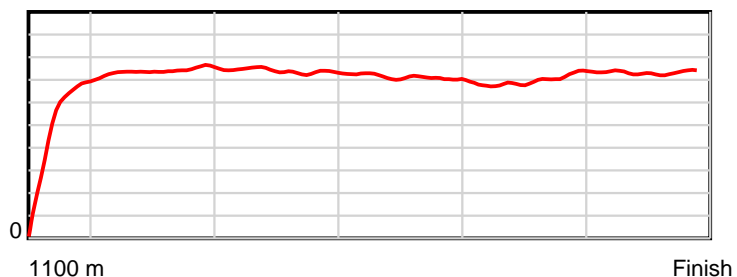
Tasracing Pty Ltd and Thoroughbred Ratings Pty Ltd accepts no responsibility for the completeness or accuracy of any of the information contained herein, and makes no representations about its suitability for any particular purpose. Users should make their own judgements about those matters and/or seek independent advice. You assume all risks associated with use of the data provided on this page.

Race Results

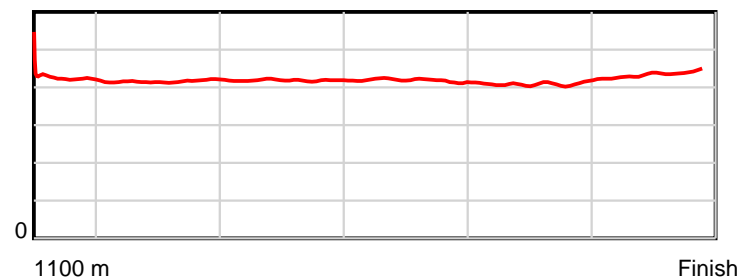
January 25, 2015, Race 10, CL2, Distance 1100m, Elwick Course Proper - Offset 3m

Result	TAB no.	Horse (Barrier)	1100 to	1000m to	800m to	600m to	400m to	200m to	Total or	Margin
7th	9	Bazanne (3)	1000m	800m	600m	400m	200m	WP	Average	
		Position in running (margin)	-	6(3.6)	7(6.0)	7(6.7)	7(7.3)	7(7.6)		10.10
		Sectional time (s)	9.70	10.93	11.25	11.98	11.64	11.99		
		Cumulative time (s)	67.49	57.79	46.86	35.61	23.63	11.99	1:07.48	
		Speed (m/s)	10.31	18.30	17.78	16.69	17.18	16.68	16.30	
		Stride length (m)	4.53	7.60	7.44	6.98	7.02	7.24	6.87	
		Stride duration (s)	0.428	0.415	0.418	0.418	0.408	0.434	0.422	
		Stride efficiency (%)	32.13	90.19	86.51	76.20	76.93	81.92	73.83	
		Stride count	22.05	26.33	26.88	28.64	28.51	27.62	160.03	

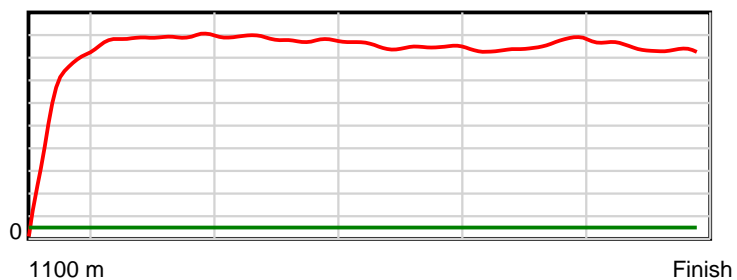
10 m Stride length



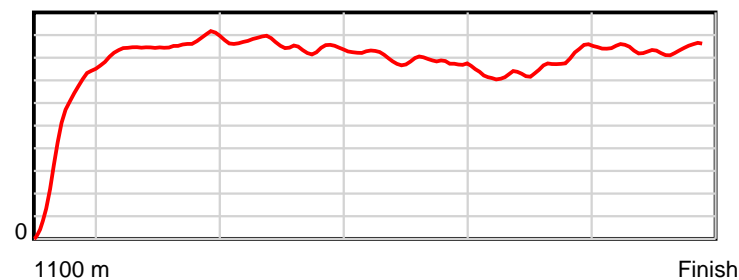
0.6 s Stride duration



20 m/sec Speed



100 % Stride efficiency



Note: Horizontal distance axis grid lines are 200m furlongs.

Disclaimer.

Tasracing Pty Ltd and Thoroughbred Ratings Pty Ltd accepts no responsibility for the completeness or accuracy of any of the information contained herein, and makes no representations about its suitability for any particular purpose. Users should make their own judgements about those matters and/or seek independent advice. You assume all risks associated with use of the data provided on this page.