



Race Results

Tasmanian Racing Club, Hobart, January 25, 2015

Compilation date: January 25, 2015, 5:36:29 PM (EST)

Copyright © 2015 Tasracing Pty Ltd. All rights reserved.

Trademarks.

StrideMASTER is a registered trademark of Thoroughbred Ratings Pty Ltd.

Disclaimer.

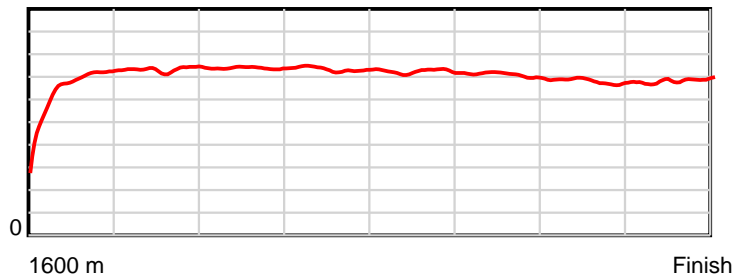
Tasracing Pty Ltd and Thoroughbred Ratings Pty Ltd accepts no responsibility for the completeness or accuracy of any of the information contained herein, and makes no representations about its suitability for any particular purpose. Users should make their own judgements about those matters and/or seek independent advice. You assume all risks associated with use of the data provided on this page.

Race Results

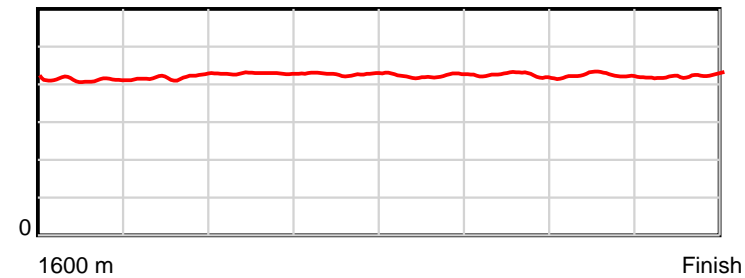
January 25, 2015, Race 3, MDN/CL1-SW, Distance 1600m, Elwick Course Proper - Offset 3m

Result	TAB no.	Horse (Barrier)	1600 to	1400m to	1200m to	1000m to	800m to	600m to	400m to	200m to	Total or	Margin
1st	3	Just Run (13)	1400m	1200m	1000m	800m	600m	400m	200m	WP	Average	
		Position in running (margin)	-	2(1.6)	4(0.5)	3(2.4)	4(0.6)	2(0.5)	2(0.4)	3(0.8)		0.00
		Sectional time (s)	15.27	11.93	11.78	11.81	11.98	12.23	12.71	12.49		
		Cumulative time (s)	100.19	84.92	72.99	61.21	49.40	37.42	25.20	12.49	1:40.19	
		Speed (m/s)	13.10	16.76	16.98	16.93	16.69	16.35	15.74	16.01	15.97	
		Stride length (m)	5.40	7.03	7.27	7.24	7.05	6.93	6.67	6.77	6.74	
		Stride duration (s)	0.412	0.420	0.428	0.428	0.422	0.424	0.424	0.423	0.422	
		Stride efficiency (%)	45.52	77.33	82.66	81.99	77.75	75.05	69.62	71.60	71.03	
		Stride count	37.05	28.43	27.50	27.61	28.35	28.86	29.96	29.55	237.31	

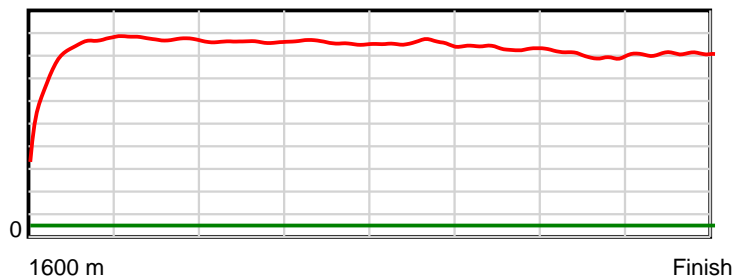
10 m Stride length



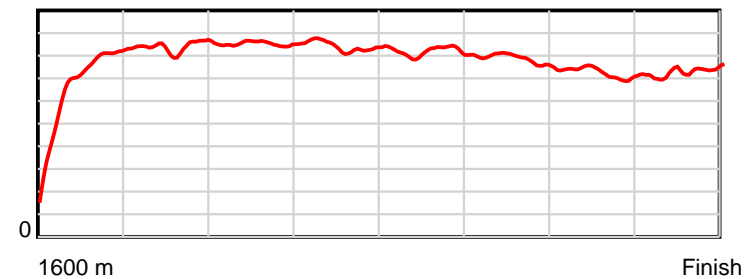
0.6 s Stride duration



20 m/sec Speed



100 % Stride efficiency



Note: Horizontal distance axis grid lines are 200m furlongs.

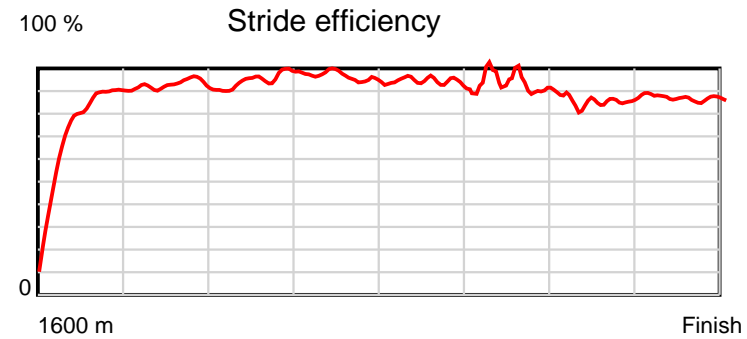
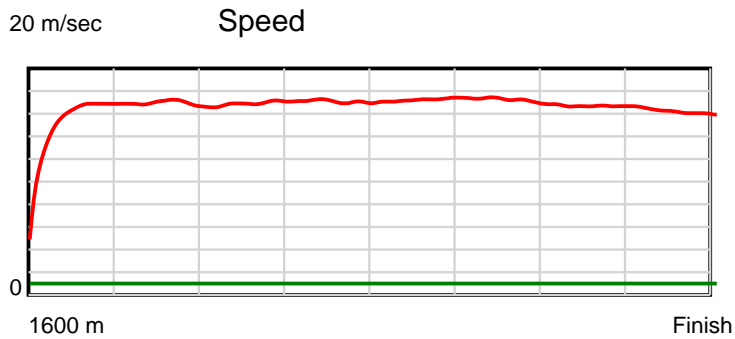
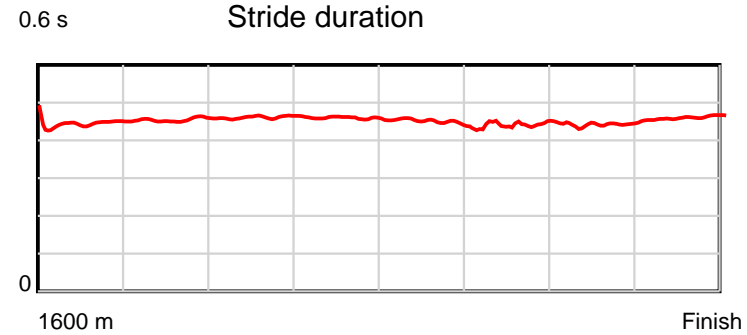
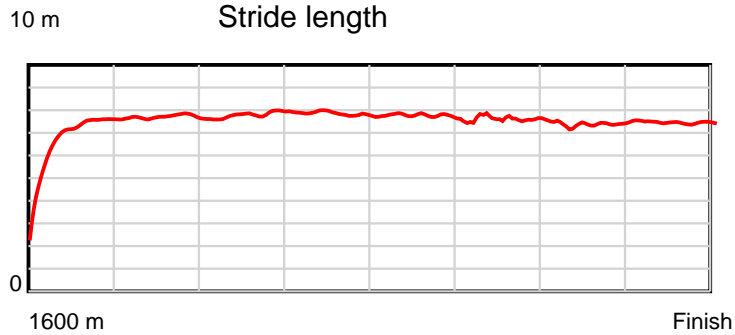
Disclaimer.

Tasracing Pty Ltd and Thoroughbred Ratings Pty Ltd accepts no responsibility for the completeness or accuracy of any of the information contained herein, and makes no representations about its suitability for any particular purpose. Users should make their own judgements about those matters and/or seek independent advice. You assume all risks associated with use of the data provided on this page.

Race Results

January 25, 2015, Race 3, MDN/CL1-SW, Distance 1600m, Elwick Course Proper - Offset 3m

Result	TAB no.	Horse (Barrier)	1600 to	1400m to	1200m to	1000m to	800m to	600m to	400m to	200m to	Total or	Margin
2nd	5	Galway Warrior (5)	1400m	1200m	1000m	800m	600m	400m	200m	WP	Average	
		Position in running (margin)	-	7(3.3)	8(4.0)	9(7.7)	9(6.3)	7(4.9)	4(2.8)	1(0.0)		0.20
		Sectional time (s)	15.65	12.23	12.09	11.87	11.76	11.88	12.19	12.57		
		Cumulative time (s)	100.23	84.58	72.35	60.27	48.40	36.63	24.76	12.57	1:40.23	
		Speed (m/s)	12.78	16.35	16.54	16.85	17.01	16.84	16.41	15.91	15.96	
		Stride length (m)	5.80	7.44	7.63	7.73	7.63	7.01	7.27	7.32	7.17	
		Stride duration (s)	0.448	0.455	0.461	0.459	0.449	0.416	0.443	0.460	0.449	
		Stride efficiency (%)	52.62	86.41	90.95	93.32	90.97	76.73	82.59	83.75	80.42	
		Stride count	34.47	26.89	26.22	25.88	26.21	28.54	27.51	27.32	223.04	



Note: Horizontal distance axis grid lines are 200m furlongs.

Disclaimer.

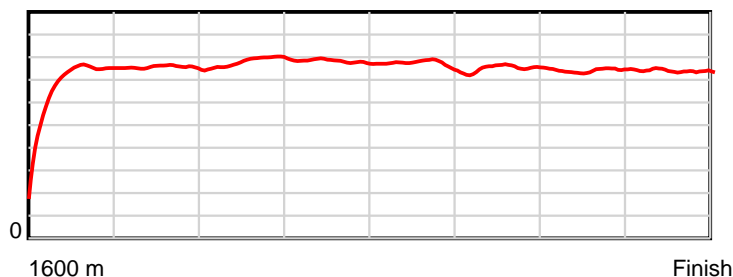
Tasracing Pty Ltd and Thoroughbred Ratings Pty Ltd accepts no responsibility for the completeness or accuracy of any of the information contained herein, and makes no representations about its suitability for any particular purpose. Users should make their own judgements about those matters and/or seek independent advice. You assume all risks associated with use of the data provided on this page.

Race Results

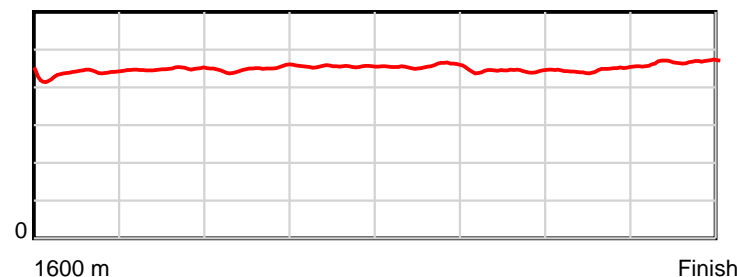
January 25, 2015, Race 3, MDN/CL1-SW, Distance 1600m, Elwick Course Proper - Offset 3m

Result	TAB no.	Horse (Barrier)	1600 to	1400m to	1200m to	1000m to	800m to	600m to	400m to	200m to	Total or	Margin
3rd	14	Grey Hype (2)	1400m	1200m	1000m	800m	600m	400m	200m	WP	Average	
		Position in running (margin)	-	3(2.0)	5(2.6)	4(3.2)	5(1.4)	5(1.9)	3(1.2)	2(0.5)		2.20
		Sectional time (s)	15.40	12.21	11.58	11.80	12.08	12.12	12.52	12.89		
		Cumulative time (s)	100.60	85.20	72.99	61.41	49.61	37.53	25.42	12.89	1:40.59	
		Speed (m/s)	12.98	16.38	17.27	16.95	16.56	16.50	15.97	15.52	15.90	
		Stride length (m)	5.79	7.35	7.76	7.72	7.53	7.31	7.13	7.27	7.18	
		Stride duration (s)	0.438	0.449	0.449	0.455	0.455	0.443	0.446	0.468	0.451	
		Stride efficiency (%)	52.44	84.32	94.07	93.14	88.68	83.58	79.35	82.48	80.49	
		Stride count	34.52	27.23	25.78	25.91	26.55	27.35	28.07	27.53	222.94	

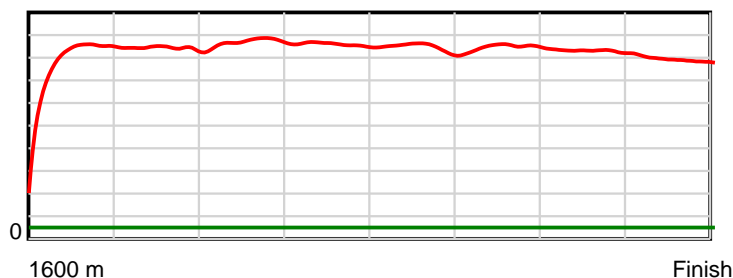
10 m Stride length



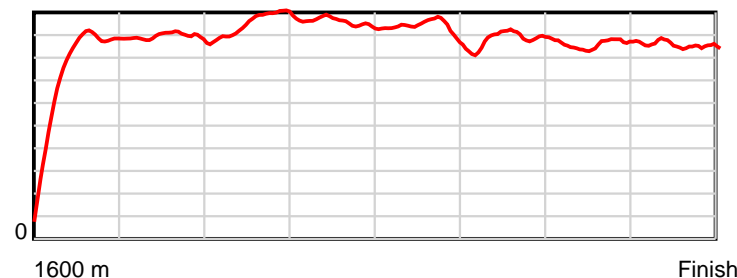
0.6 s Stride duration



20 m/sec Speed



100 % Stride efficiency



Note: Horizontal distance axis grid lines are 200m furlongs.

Disclaimer.

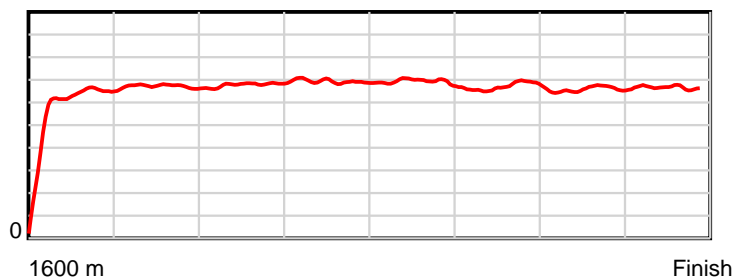
Tasracing Pty Ltd and Thoroughbred Ratings Pty Ltd accepts no responsibility for the completeness or accuracy of any of the information contained herein, and makes no representations about its suitability for any particular purpose. Users should make their own judgements about those matters and/or seek independent advice. You assume all risks associated with use of the data provided on this page.

Race Results

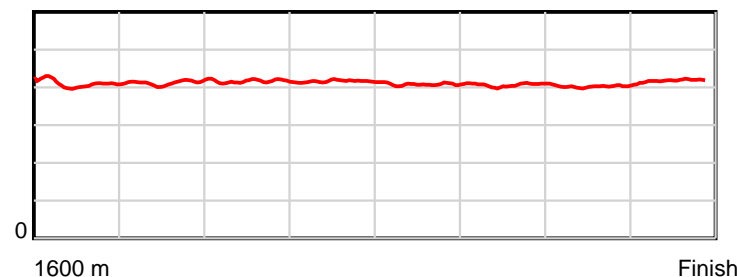
January 25, 2015, Race 3, MDN/CL1-SW, Distance 1600m, Elwick Course Proper - Offset 3m

Result	TAB no.	Horse (Barrier)	1600 to	1400m to	1200m to	1000m to	800m to	600m to	400m to	200m to	Total or	Margin
4th	9	Don't Be Nasty (7)	1400m	1200m	1000m	800m	600m	400m	200m	WP	Average	
		Position in running (margin)	-	10(6.4)	11(7.5)	11(10.8)	11(8.5)	11(7.3)	11(8.7)	9(5.3)		3.00
		Sectional time (s)	15.91	12.31	12.01	11.74	11.77	12.47	12.08	12.47		
		Cumulative time (s)	100.76	84.85	72.54	60.54	48.79	37.02	24.55	12.47	1:40.76	
		Speed (m/s)	12.57	16.25	16.65	17.04	16.99	16.04	16.56	16.04	15.88	
		Stride length (m)	5.11	6.69	6.94	7.08	6.93	6.53	6.66	6.69	6.52	
		Stride duration (s)	0.408	0.412	0.417	0.415	0.408	0.407	0.402	0.417	0.410	
		Stride efficiency (%)	40.85	69.97	75.29	78.23	74.95	66.53	69.27	69.87	66.34	
		Stride count	39.12	29.89	28.81	28.27	28.88	30.65	30.04	29.91	245.57	

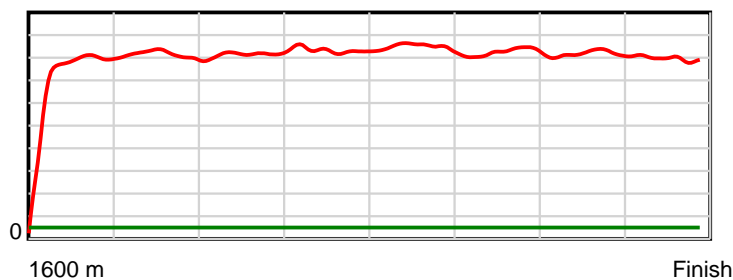
10 m Stride length



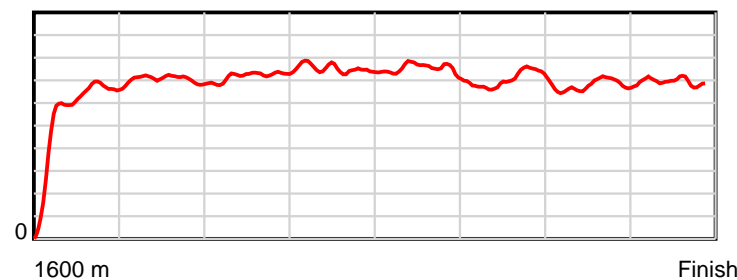
0.6 s Stride duration



20 m/sec Speed



100 % Stride efficiency



Note: Horizontal distance axis grid lines are 200m furlongs.

Disclaimer.

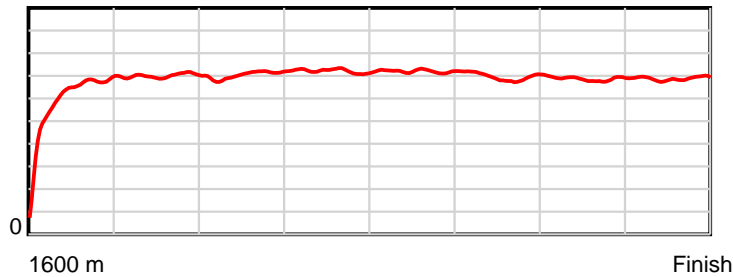
Tasracing Pty Ltd and Thoroughbred Ratings Pty Ltd accepts no responsibility for the completeness or accuracy of any of the information contained herein, and makes no representations about its suitability for any particular purpose. Users should make their own judgements about those matters and/or seek independent advice. You assume all risks associated with use of the data provided on this page.

Race Results

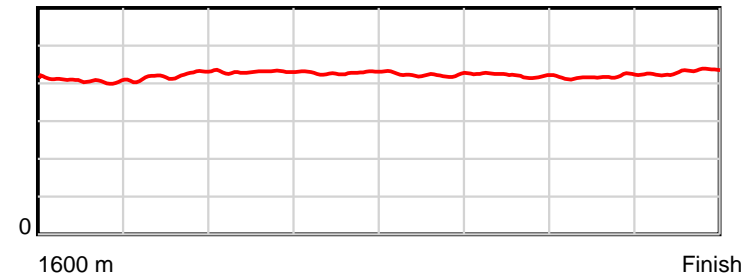
January 25, 2015, Race 3, MDN/CL1-SW, Distance 1600m, Elwick Course Proper - Offset 3m

Result	TAB no.	Horse (Barrier)	1600 to	1400m to	1200m to	1000m to	800m to	600m to	400m to	200m to	Total or	Margin
5th	11	Eternal Dream (9)	1400m	1200m	1000m	800m	600m	400m	200m	WP	Average	
		Position in running (margin)	-	11(6.6)	10(6.3)	10(9.5)	10(7.4)	10(6.8)	9(8.1)	7(4.6)		3.80
		Sectional time (s)	16.08	12.07	12.00	11.76	11.88	12.45	12.07	12.60		
		Cumulative time (s)	100.91	84.83	72.76	60.76	49.00	37.12	24.67	12.60	1:40.90	
		Speed (m/s)	12.44	16.57	16.67	17.01	16.84	16.06	16.57	15.87	15.86	
		Stride length (m)	5.12	6.97	7.16	7.27	7.12	6.76	6.91	6.83	6.69	
		Stride duration (s)	0.403	0.421	0.430	0.427	0.423	0.421	0.417	0.430	0.422	
		Stride efficiency (%)	40.93	75.94	80.18	82.54	79.11	71.50	74.72	72.85	69.98	
		Stride count	39.08	28.69	27.92	27.52	28.11	29.57	28.92	29.29	239.10	

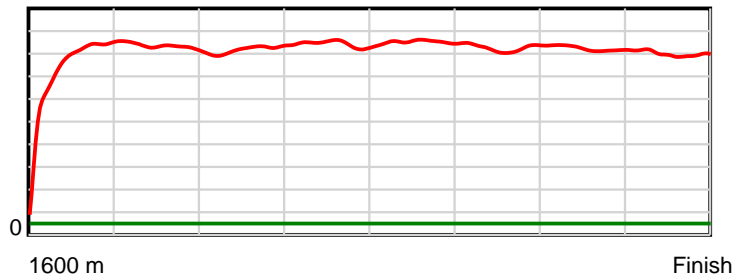
10 m Stride length



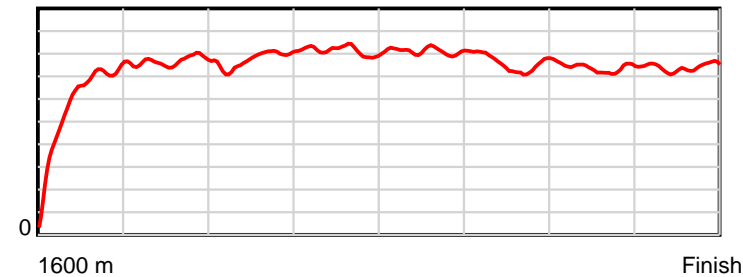
0.6 s Stride duration



20 m/sec Speed



100 % Stride efficiency



Note: Horizontal distance axis grid lines are 200m furlongs.

Disclaimer.

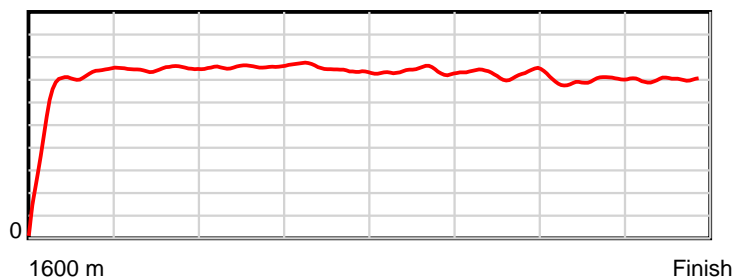
Tasracing Pty Ltd and Thoroughbred Ratings Pty Ltd accepts no responsibility for the completeness or accuracy of any of the information contained herein, and makes no representations about its suitability for any particular purpose. Users should make their own judgements about those matters and/or seek independent advice. You assume all risks associated with use of the data provided on this page.

Race Results

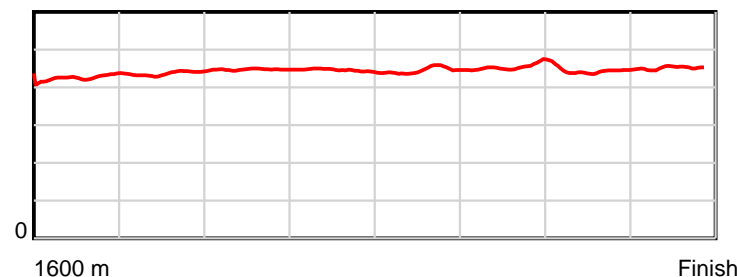
January 25, 2015, Race 3, MDN/CL1-SW, Distance 1600m, Elwick Course Proper - Offset 3m

Result	TAB no.	Horse (Barrier)	1600 to	1400m to	1200m to	1000m to	800m to	600m to	400m to	200m to	Total or	Margin
6th	2	Lake Fergus (6)	1400m	1200m	1000m	800m	600m	400m	200m	WP	Average	
		Position in running (margin)	-	4(2.5)	2(0.1)	2(1.9)	2(0.0)	3(0.7)	5(3.3)	4(2.9)		4.00
		Sectional time (s)	15.43	11.72	11.76	11.80	12.11	12.67	12.58	12.88		
		Cumulative time (s)	100.95	85.52	73.79	62.04	50.23	38.13	25.46	12.88	1:40.95	
		Speed (m/s)	12.96	17.06	17.01	16.95	16.52	15.79	15.90	15.53	15.85	
		Stride length (m)	5.56	7.44	7.60	7.56	7.33	7.15	7.09	6.99	7.03	
		Stride duration (s)	0.424	0.436	0.446	0.446	0.444	0.453	0.446	0.450	0.443	
		Stride efficiency (%)	48.35	86.61	90.15	89.41	83.89	79.79	78.49	76.40	77.16	
		Stride count	35.95	26.86	26.33	26.44	27.30	27.99	28.22	28.60	227.69	

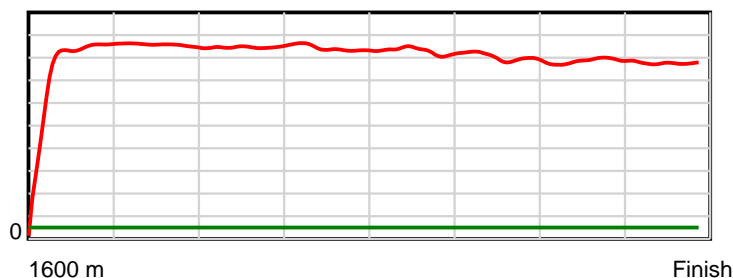
10 m Stride length



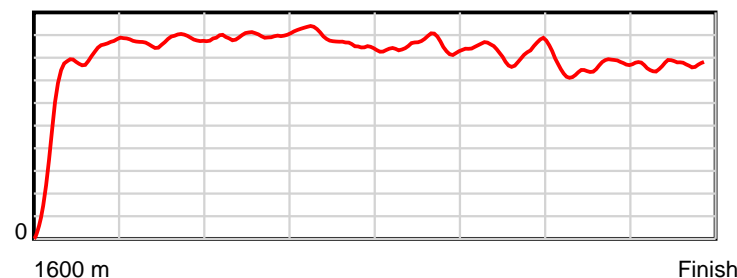
0.6 s Stride duration



20 m/sec Speed



100 % Stride efficiency



Note: Horizontal distance axis grid lines are 200m furlongs.

Disclaimer.

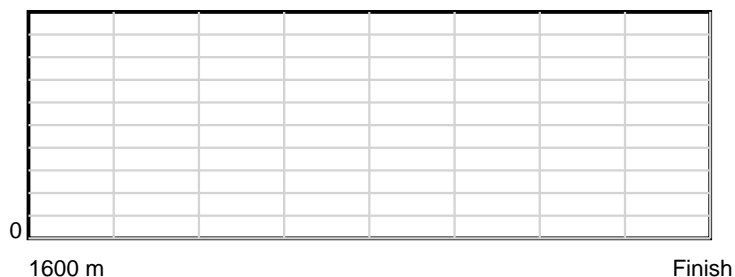
Tasracing Pty Ltd and Thoroughbred Ratings Pty Ltd accepts no responsibility for the completeness or accuracy of any of the information contained herein, and makes no representations about its suitability for any particular purpose. Users should make their own judgements about those matters and/or seek independent advice. You assume all risks associated with use of the data provided on this page.

Race Results


January 25, 2015, Race 3, MDN/CL1-SW, Distance 1600m, Elwick Course Proper - Offset 3m

Result	TAB no.	Horse (Barrier)	1600 to	1400m to	1200m to	1000m to	800m to	600m to	400m to	200m to	Total or	Margin
7th	7	Steven's Wonde... (12)										
		Position in running (margin)										
		Sectional time (s)										
		Cumulative time (s)										
		Speed (m/s)										
		Stride length (m)										
		Stride duration (s)										
		Stride efficiency (%)										
		Stride count										

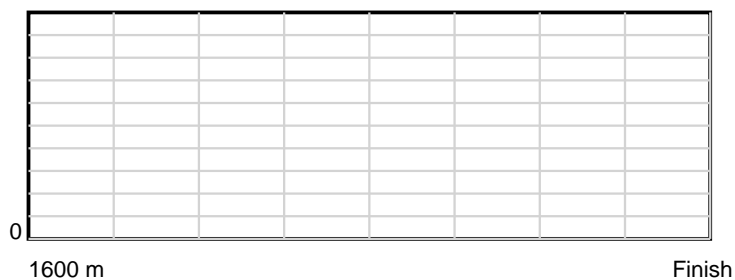
10 m Stride length



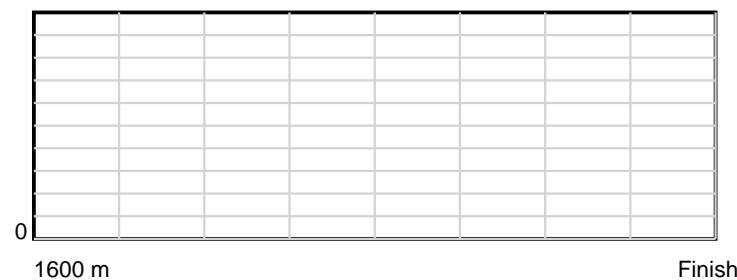
0.6 s Stride duration



20 m/sec Speed



100 % Stride efficiency



Note: Horizontal distance axis grid lines are 200m furlongs.

Disclaimer.

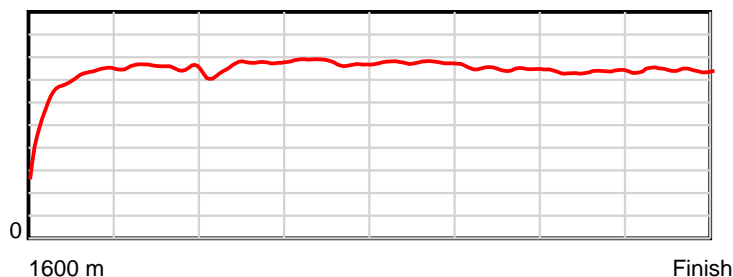
Tasracing Pty Ltd and Thoroughbred Ratings Pty Ltd accepts no responsibility for the completeness or accuracy of any of the information contained herein, and makes no representations about its suitability for any particular purpose. Users should make their own judgements about those matters and/or seek independent advice. You assume all risks associated with use of the data provided on this page.

Race Results

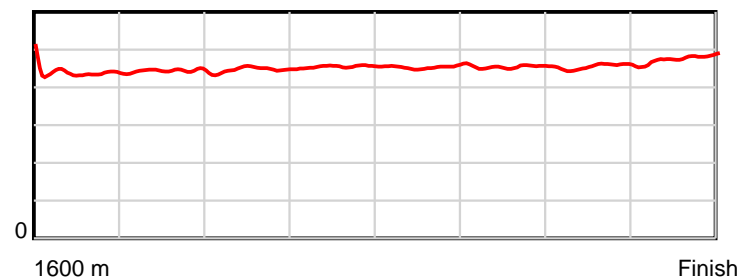
January 25, 2015, Race 3, MDN/CL1-SW, Distance 1600m, Elwick Course Proper - Offset 3m

Result	TAB no.	Horse (Barrier)	1600 to	1400m to	1200m to	1000m to	800m to	600m to	400m to	200m to	Total or	Margin
8th	4	Magnasa (4)	1400m	1200m	1000m	800m	600m	400m	200m	WP	Average	
		Position in running (margin)	-	6(3.1)	6(3.5)	7(6.5)	8(5.2)	8(5.4)	8(5.7)	8(4.9)		9.50
		Sectional time (s)	15.89	12.20	11.96	11.90	12.01	12.29	12.52	13.24		
		Cumulative time (s)	102.01	86.12	73.92	61.96	50.05	38.05	25.76	13.24	1:42.01	
		Speed (m/s)	12.59	16.39	16.72	16.81	16.65	16.27	15.97	15.11	15.69	
		Stride length (m)	5.81	7.26	7.49	7.64	7.57	7.39	7.26	7.23	7.16	
		Stride duration (s)	0.447	0.443	0.448	0.455	0.454	0.454	0.454	0.479	0.456	
		Stride efficiency (%)	52.76	82.47	87.74	91.30	89.46	85.28	82.36	81.69	80.07	
		Stride count	34.42	27.53	26.69	26.17	26.43	27.07	27.55	27.66	223.52	

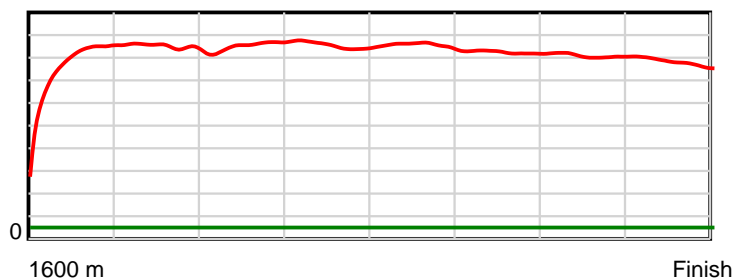
10 m Stride length



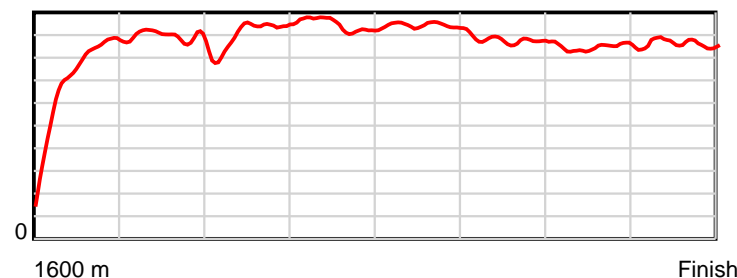
0.6 s Stride duration



20 m/sec Speed



100 % Stride efficiency



Note: Horizontal distance axis grid lines are 200m furlongs.

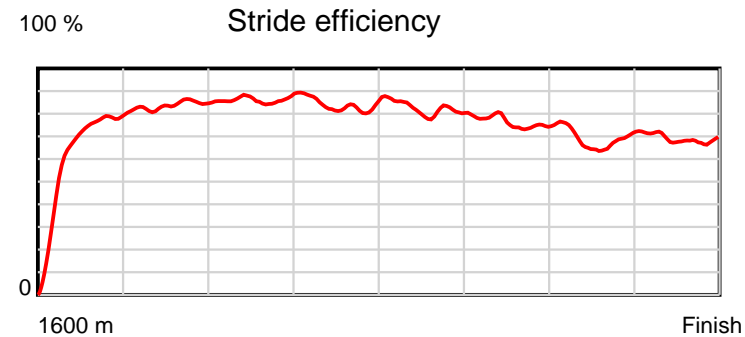
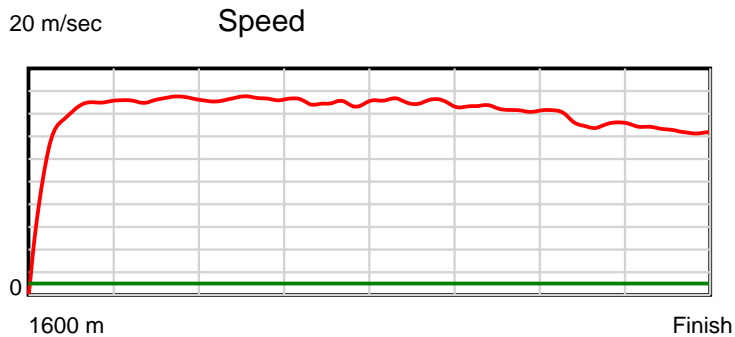
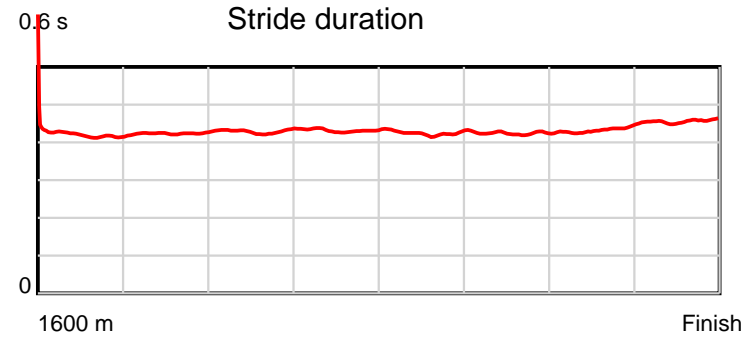
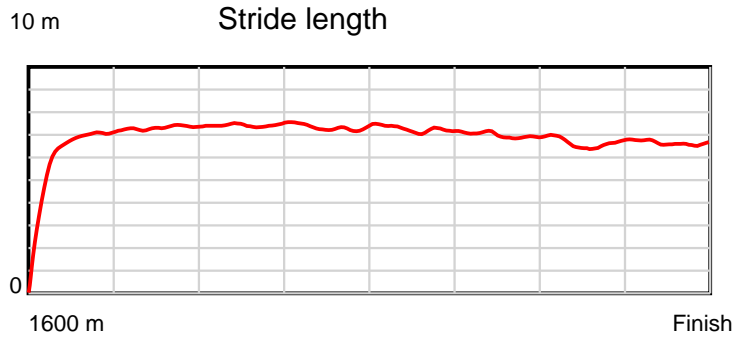
Disclaimer.

Tasracing Pty Ltd and Thoroughbred Ratings Pty Ltd accepts no responsibility for the completeness or accuracy of any of the information contained herein, and makes no representations about its suitability for any particular purpose. Users should make their own judgements about those matters and/or seek independent advice. You assume all risks associated with use of the data provided on this page.

Race Results

January 25, 2015, Race 3, MDN/CL1-SW, Distance 1600m, Elwick Course Proper - Offset 3m

Result	TAB no.	Horse (Barrier)	1600 to	1400m to	1200m to	1000m to	800m to	600m to	400m to	200m to	Total or	Margin
9th	1	Arkadashim (11)	1400m	1200m	1000m	800m	600m	400m	200m	WP	Average	
		Position in running (margin)	-	9(6.0)	7(3.7)	6(3.5)	3(0.4)	4(1.2)	6(3.4)	6(4.2)		10.80
		Sectional time (s)	16.32	11.74	11.44	11.60	12.11	12.60	12.78	13.68		
		Cumulative time (s)	102.26	85.94	74.20	62.76	51.16	39.05	26.46	13.68	1:42.26	
		Speed (m/s)	12.25	17.04	17.48	17.24	16.52	15.87	15.65	14.62	15.65	
		Stride length (m)	5.42	7.22	7.50	7.44	7.02	6.73	6.78	6.67	6.79	
		Stride duration (s)	0.425	0.424	0.429	0.431	0.425	0.424	0.433	0.456	0.434	
		Stride efficiency (%)	45.92	81.53	87.96	86.46	77.04	70.76	71.81	69.61	71.95	
		Stride count	36.89	27.69	26.66	26.89	28.48	29.72	29.50	29.97	235.80	



Note: Horizontal distance axis grid lines are 200m furlongs.

Disclaimer.

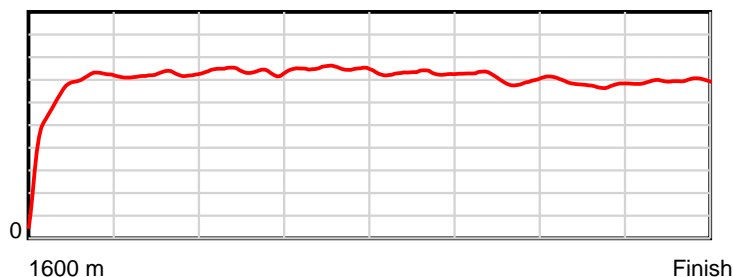
Tasracing Pty Ltd and Thoroughbred Ratings Pty Ltd accepts no responsibility for the completeness or accuracy of any of the information contained herein, and makes no representations about its suitability for any particular purpose. Users should make their own judgements about those matters and/or seek independent advice. You assume all risks associated with use of the data provided on this page.

Race Results

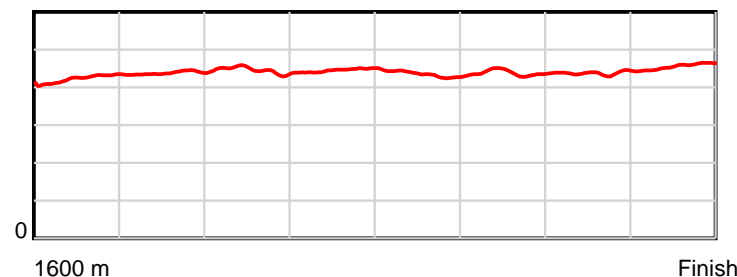
January 25, 2015, Race 3, MDN/CL1-SW, Distance 1600m, Elwick Course Proper - Offset 3m

Result	TAB no.	Horse (Barrier)	1600 to	1400m to	1200m to	1000m to	800m to	600m to	400m to	200m to	Total or	Margin
10th	13	What a Night (8)	1400m	1200m	1000m	800m	600m	400m	200m	WP	Average	
		Position in running (margin)	-	8(3.5)	9(4.1)	8(7.1)	7(5.1)	9(6.0)	10(8.6)	10(8.9)		11.80
		Sectional time (s)	15.91	12.21	11.96	11.79	12.14	12.66	12.70	13.08		
		Cumulative time (s)	102.46	86.55	74.34	62.37	50.58	38.45	25.78	13.08	1:42.45	
		Speed (m/s)	12.57	16.38	16.72	16.96	16.47	15.80	15.75	15.29	15.62	
		Stride length (m)	5.50	7.18	7.43	7.56	7.15	6.93	6.89	6.99	6.89	
		Stride duration (s)	0.421	0.438	0.444	0.445	0.434	0.439	0.438	0.457	0.441	
		Stride efficiency (%)	47.32	80.56	86.27	89.21	79.81	74.95	74.28	76.28	74.27	
		Stride count	36.34	27.86	26.92	26.47	27.98	28.88	29.01	28.63	232.09	

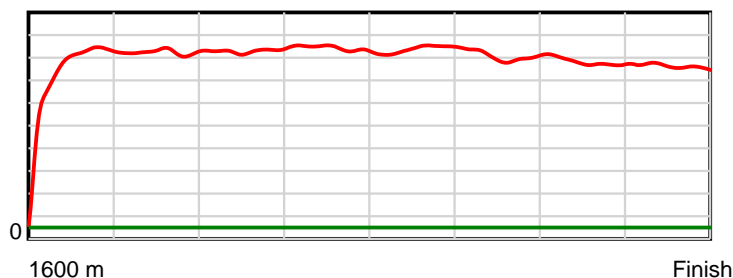
10 m Stride length



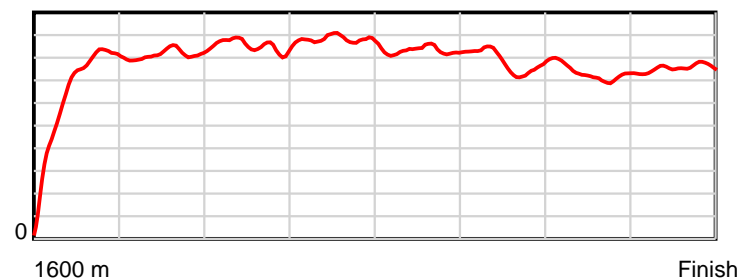
0.6 s Stride duration



20 m/sec Speed



100 % Stride efficiency



Note: Horizontal distance axis grid lines are 200m furlongs.

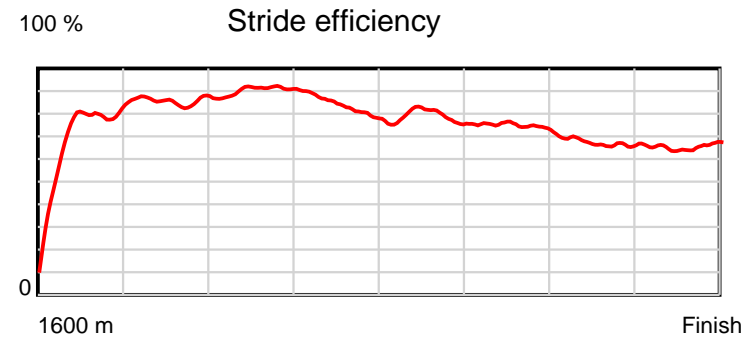
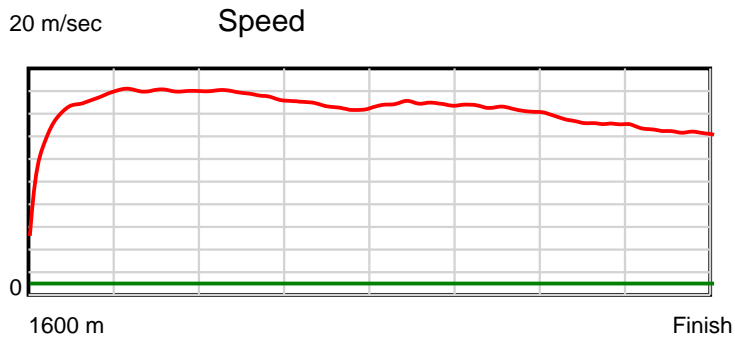
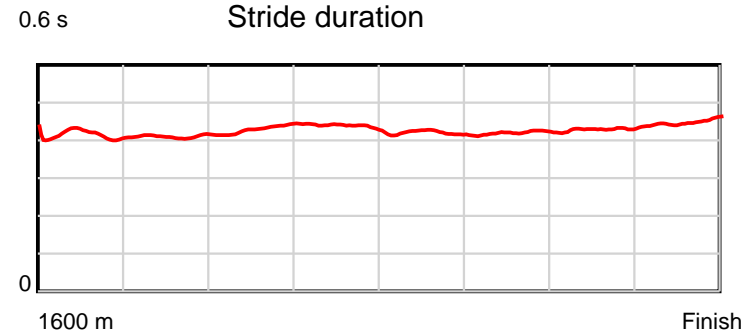
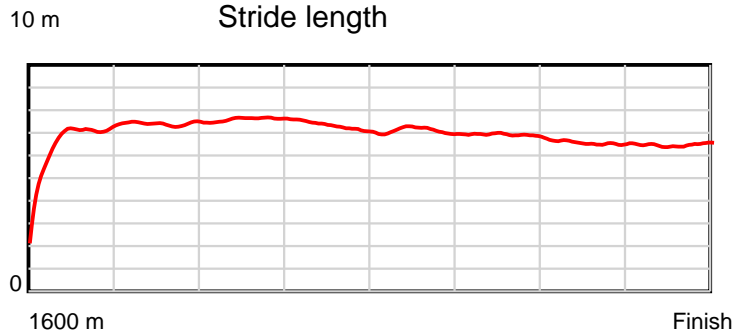
Disclaimer.

Tasracing Pty Ltd and Thoroughbred Ratings Pty Ltd accepts no responsibility for the completeness or accuracy of any of the information contained herein, and makes no representations about its suitability for any particular purpose. Users should make their own judgements about those matters and/or seek independent advice. You assume all risks associated with use of the data provided on this page.

Race Results

January 25, 2015, Race 3, MDN/CL1-SW, Distance 1600m, Elwick Course Proper - Offset 3m

Result	TAB no.	Horse (Barrier)	1600 to	1400m to	1200m to	1000m to	800m to	600m to	400m to	200m to	Total or	Margin
11th	6	Shezastig (10)	1400m	1200m	1000m	800m	600m	400m	200m	WP	Average	
		Position in running (margin)	-	5(2.9)	1(0.0)	1(0.0)	1(0.0)	1(0.0)	1(0.0)	5(4.0)		13.60
		Sectional time (s)	15.96	11.63	11.47	12.11	11.98	12.23	13.32	14.10		
		Cumulative time (s)	102.81	86.85	75.22	63.75	51.64	39.65	27.42	14.10	1:42.81	
		Speed (m/s)	12.53	17.20	17.44	16.52	16.69	16.35	15.02	14.18	15.56	
		Stride length (m)	5.56	7.06	7.53	7.20	7.00	6.87	6.44	6.37	6.70	
		Stride duration (s)	0.420	0.411	0.432	0.436	0.419	0.420	0.429	0.449	0.431	
		Stride efficiency (%)	48.29	77.95	88.54	81.09	76.59	73.78	64.86	63.39	70.18	
		Stride count	35.98	28.32	26.57	27.76	28.57	29.11	31.04	31.40	238.75	



Note: Horizontal distance axis grid lines are 200m furlongs.

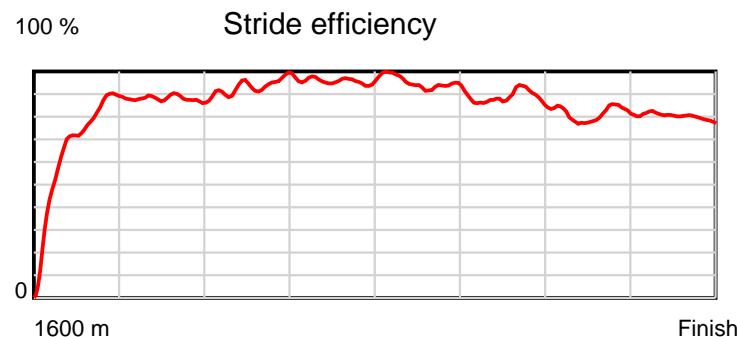
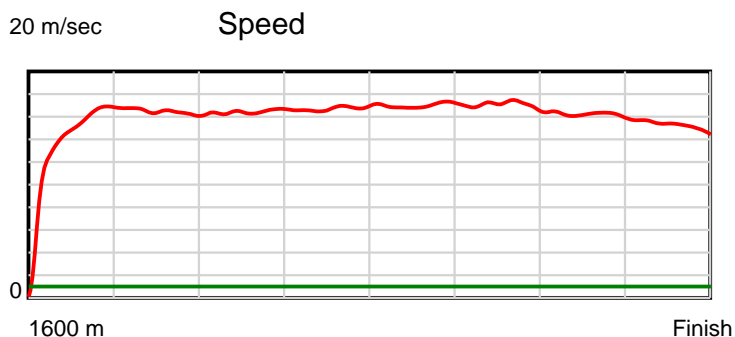
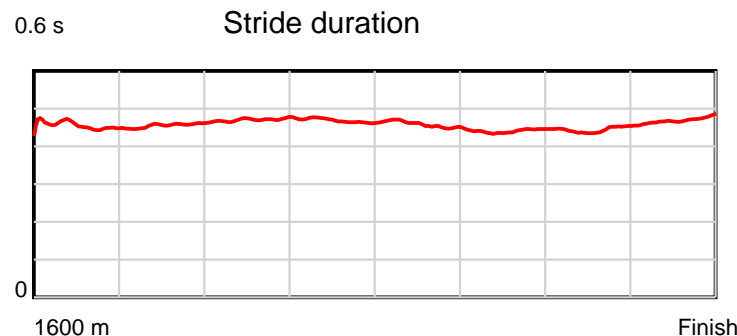
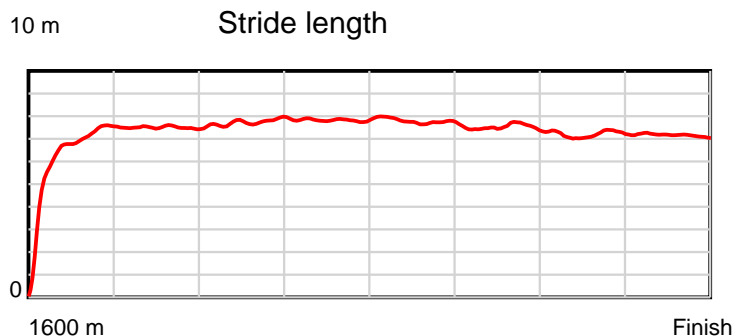
Disclaimer.

Tasracing Pty Ltd and Thoroughbred Ratings Pty Ltd accepts no responsibility for the completeness or accuracy of any of the information contained herein, and makes no representations about its suitability for any particular purpose. Users should make their own judgements about those matters and/or seek independent advice. You assume all risks associated with use of the data provided on this page.

Race Results

January 25, 2015, Race 3, MDN/CL1-SW, Distance 1600m, Elwick Course Proper - Offset 3m

Result	TAB no.	Horse (Barrier)	1600 to	1400m to	1200m to	1000m to	800m to	600m to	400m to	200m to	Total or	Margin
12th	8	Well I Wonder (1)	1400m	1200m	1000m	800m	600m	400m	200m	WP	Average	
		Position in running (margin)	-	12(9.1)	12(10.5)	12(14.0)	12(13.1)	12(12.4)	12(11.8)	12(9.6)		13.80
		Sectional time (s)	17.01	12.36	12.05	11.95	11.88	12.12	12.29	13.18		
		Cumulative time (s)	102.85	85.84	73.48	61.43	49.48	37.60	25.47	13.18	1:42.84	
		Speed (m/s)	11.76	16.18	16.60	16.74	16.84	16.50	16.27	15.17	15.56	
		Stride length (m)	5.50	7.38	7.82	7.83	7.68	7.26	7.24	7.16	7.15	
		Stride duration (s)	0.447	0.456	0.471	0.468	0.456	0.440	0.445	0.472	0.460	
		Stride efficiency (%)	47.22	85.12	95.47	95.73	92.11	82.39	81.90	80.22	79.91	
		Stride count	36.38	27.10	25.59	25.55	26.05	27.54	27.63	27.91	223.75	



Note: Horizontal distance axis grid lines are 200m furlongs.

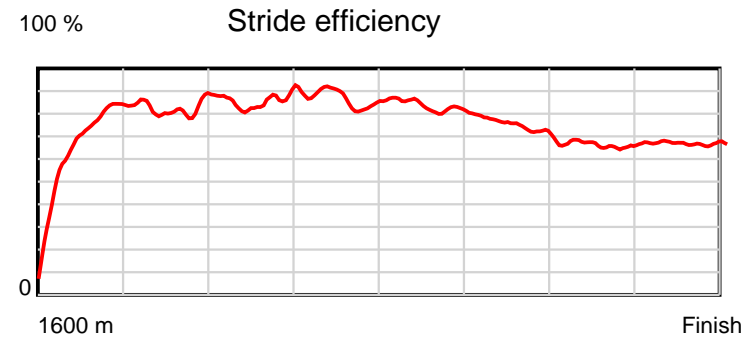
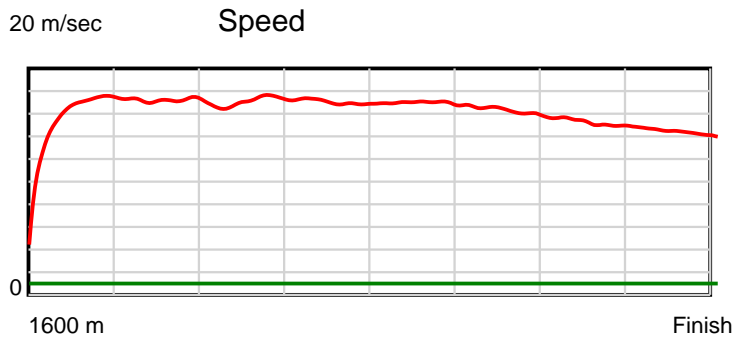
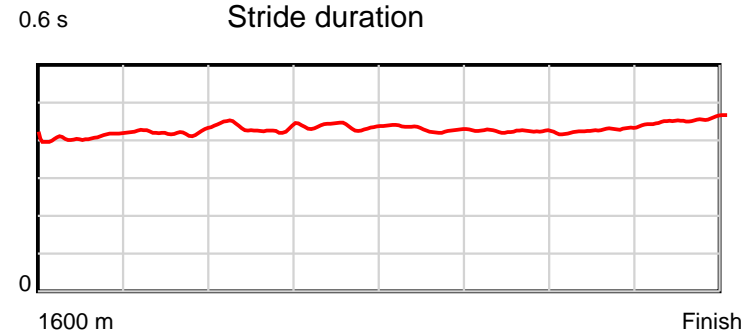
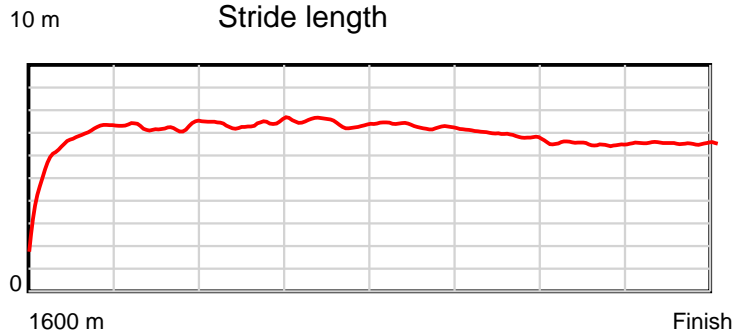
Disclaimer.

Tasracing Pty Ltd and Thoroughbred Ratings Pty Ltd accepts no responsibility for the completeness or accuracy of any of the information contained herein, and makes no representations about its suitability for any particular purpose. Users should make their own judgements about those matters and/or seek independent advice. You assume all risks associated with use of the data provided on this page.

Race Results

January 25, 2015, Race 3, MDN/CL1-SW, Distance 1600m, Elwick Course Proper - Offset 3m

Result	TAB no.	Horse (Barrier)	1600 to	1400m to	1200m to	1000m to	800m to	600m to	400m to	200m to	Total or	Margin
13th	12	Realisticness (3)	1400m	1200m	1000m	800m	600m	400m	200m	WP	Average	
		Position in running (margin)	-	1(0.0)	3(0.4)	5(3.5)	6(2.8)	6(3.1)	7(4.9)	11(9.2)		21.30
		Sectional time (s)	16.02	12.19	11.98	11.99	12.04	12.53	13.36	14.24		
		Cumulative time (s)	104.36	88.34	76.15	64.17	52.18	40.14	27.60	14.24	1:44.36	
		Speed (m/s)	12.49	16.41	16.69	16.68	16.61	15.96	14.97	14.04	15.33	
		Stride length (m)	5.44	6.94	7.23	7.28	7.12	6.75	6.42	6.39	6.64	
		Stride duration (s)	0.412	0.423	0.433	0.436	0.429	0.423	0.429	0.455	0.433	
		Stride efficiency (%)	46.32	75.20	81.67	82.74	79.29	71.16	64.49	63.77	68.95	
		Stride count	36.73	28.83	27.66	27.49	28.08	29.64	31.13	31.31	240.87	



Note: Horizontal distance axis grid lines are 200m furlongs.

Disclaimer.

Tasracing Pty Ltd and Thoroughbred Ratings Pty Ltd accepts no responsibility for the completeness or accuracy of any of the information contained herein, and makes no representations about its suitability for any particular purpose. Users should make their own judgements about those matters and/or seek independent advice. You assume all risks associated with use of the data provided on this page.