



Race Results

Tasmanian Racing Club, Hobart, January 25, 2015

Compilation date: January 25, 2015, 5:39:22 PM (EST)

Copyright © 2015 Tasracing Pty Ltd. All rights reserved.

Trademarks.

StrideMASTER is a registered trademark of Thoroughbred Ratings Pty Ltd.

Disclaimer.

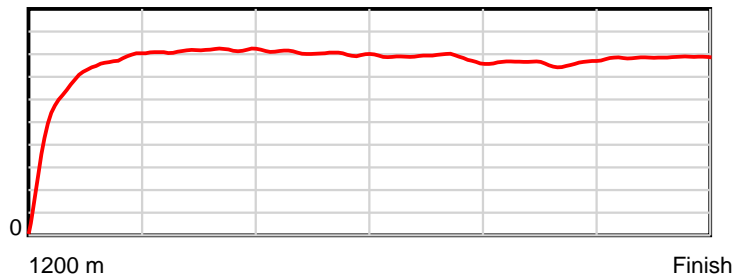
Tasracing Pty Ltd and Thoroughbred Ratings Pty Ltd accepts no responsibility for the completeness or accuracy of any of the information contained herein, and makes no representations about its suitability for any particular purpose. Users should make their own judgements about those matters and/or seek independent advice. You assume all risks associated with use of the data provided on this page.

Race Results

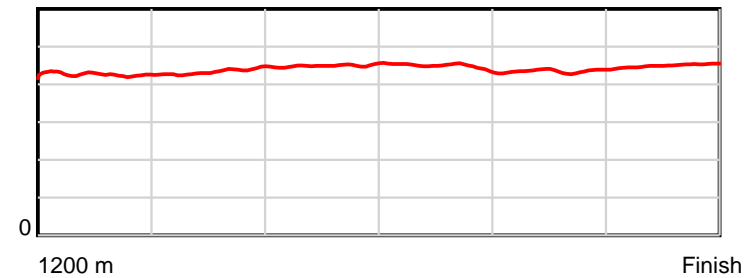
January 25, 2015, Race 6, CL1, Distance 1200m, Elwick Course Proper - Offset 3m

Result	TAB no.	Horse (Barrier)	1200 to	1000m to	800m to	600m to	400m to	200m to	Total or	Margin
1st	10	Tycoon Gypsy (1)	1000m	800m	600m	400m	200m	WP	Average	
		Position in running (margin)	-	4(2.3)	6(2.5)	4(1.5)	3(1.5)	1(0.0)		0.00
		Sectional time (s)	14.01	10.82	11.36	11.57	11.68	11.75		
		Cumulative time (s)	71.19	57.18	46.36	35.00	23.43	11.75	1:11.18	
		Speed (m/s)	14.28	18.48	17.61	17.29	17.12	17.02	16.86	
		Stride length (m)	6.07	8.04	7.92	7.71	7.47	7.68	7.41	
		Stride duration (s)	0.425	0.435	0.450	0.446	0.436	0.451	0.440	
		Stride efficiency (%)	57.60	100.97	97.95	92.87	87.12	92.23	85.91	
		Stride count	32.94	24.88	25.26	25.94	26.79	26.03	161.84	

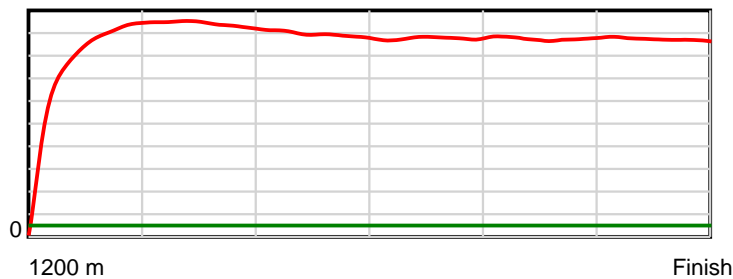
10 m Stride length



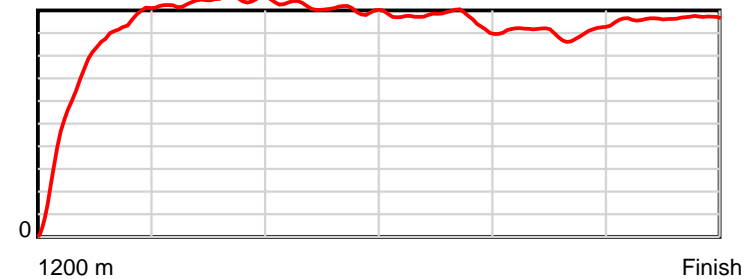
0.6 s Stride duration



20 m/sec Speed



100 % Stride efficiency



Note: Horizontal distance axis grid lines are 200m furlongs.

Disclaimer.

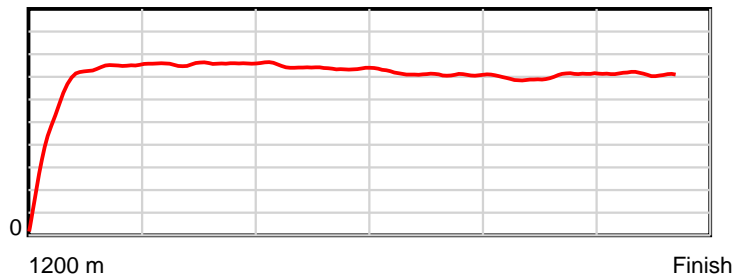
Tasracing Pty Ltd and Thoroughbred Ratings Pty Ltd accepts no responsibility for the completeness or accuracy of any of the information contained herein, and makes no representations about its suitability for any particular purpose. Users should make their own judgements about those matters and/or seek independent advice. You assume all risks associated with use of the data provided on this page.

Race Results

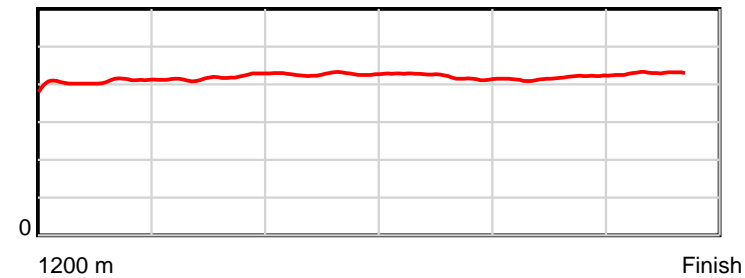
January 25, 2015, Race 6, CL1, Distance 1200m, Elwick Course Proper - Offset 3m

Result	TAB no.	Horse (Barrier)	1200 to	1000m to	800m to	600m to	400m to	200m to	Total or	Margin
2nd	2	Princess Royal... (2)	1000m	800m	600m	400m	200m	WP	Average	
		Position in running (margin)	-	9(4.0)	4(2.4)	6(2.2)	5(2.9)	2(1.7)		3.00
		Sectional time (s)	14.22	10.52	11.50	11.68	11.74	12.07		
		Cumulative time (s)	71.73	57.51	46.99	35.49	23.81	12.07	1:11.73	
		Speed (m/s)	14.07	19.01	17.39	17.12	17.04	16.57	16.73	
		Stride length (m)	5.64	7.88	7.44	7.27	7.05	7.09	6.98	
		Stride duration (s)	0.397	0.414	0.428	0.425	0.414	0.428	0.417	
		Stride efficiency (%)	49.78	96.94	86.45	82.52	77.69	78.45	76.20	
		Stride count	35.44	25.39	26.89	27.52	28.37	28.23	171.84	

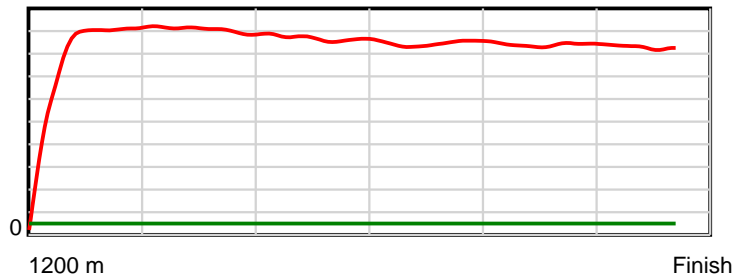
10 m Stride length



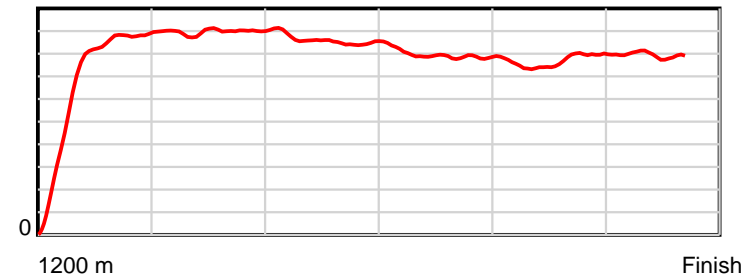
0.6 s Stride duration



20 m/sec Speed



100 % Stride efficiency



Note: Horizontal distance axis grid lines are 200m furlongs.

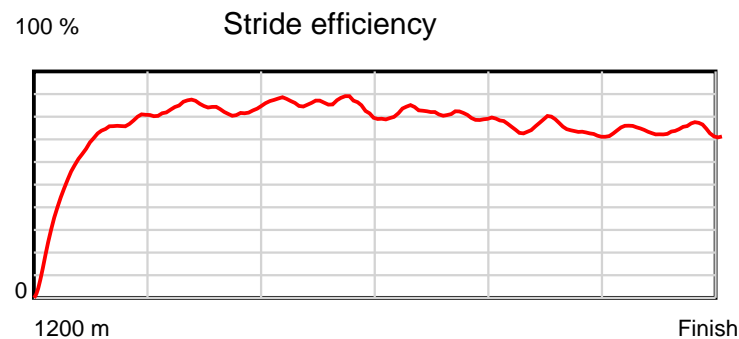
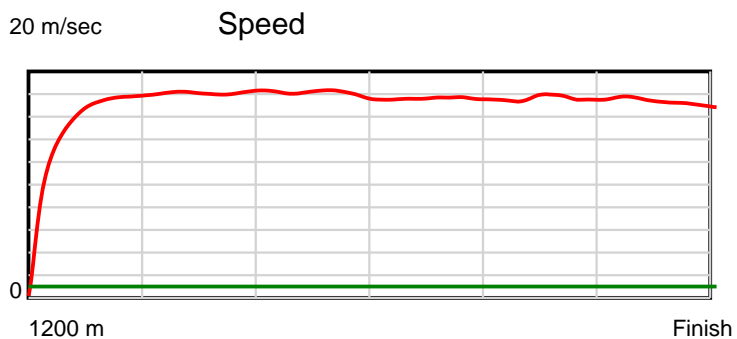
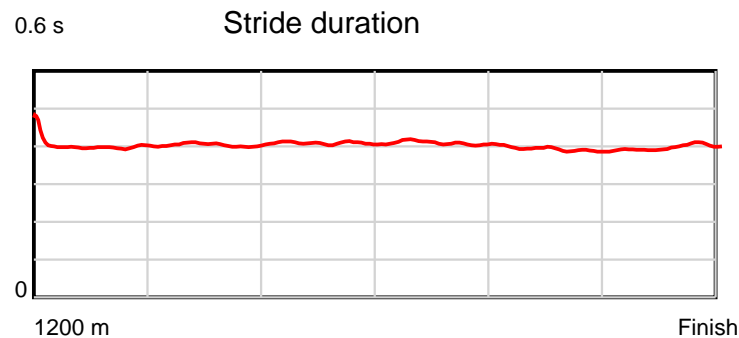
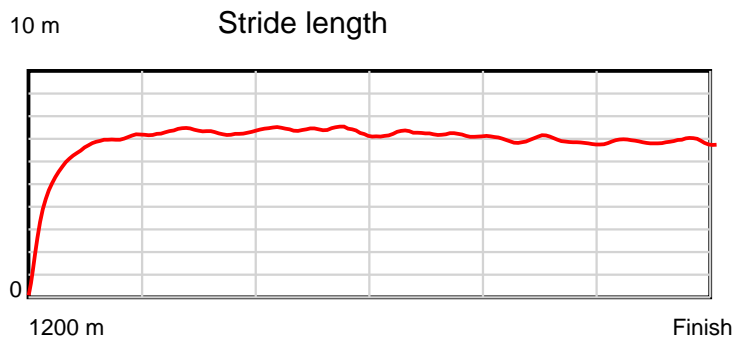
Disclaimer.

Tasracing Pty Ltd and Thoroughbred Ratings Pty Ltd accepts no responsibility for the completeness or accuracy of any of the information contained herein, and makes no representations about its suitability for any particular purpose. Users should make their own judgements about those matters and/or seek independent advice. You assume all risks associated with use of the data provided on this page.

Race Results

January 25, 2015, Race 6, CL1, Distance 1200m, Elwick Course Proper - Offset 3m

Result	TAB no.	Horse (Barrier)	1200 to	1000m to	800m to	600m to	400m to	200m to	Total or	Margin
3rd	4	Prickly Diamon... (4)	1000m	800m	600m	400m	200m	WP	Average	
		Position in running (margin)	-	12(4.7)	13(7.6)	14(6.1)	11(5.7)	7(3.9)		3.20
		Sectional time (s)	14.29	11.27	11.28	11.51	11.62	11.79		
		Cumulative time (s)	71.76	57.47	46.20	34.92	23.41	11.79	1:11.76	
		Speed (m/s)	13.99	17.75	17.73	17.38	17.21	16.96	16.72	
		Stride length (m)	5.65	7.16	7.24	7.09	6.74	6.76	6.73	
		Stride duration (s)	0.404	0.404	0.408	0.408	0.392	0.399	0.402	
		Stride efficiency (%)	49.95	80.20	81.82	78.62	71.01	71.40	70.70	
		Stride count	35.38	27.92	27.64	28.20	29.67	29.59	178.40	



Note: Horizontal distance axis grid lines are 200m furlongs.

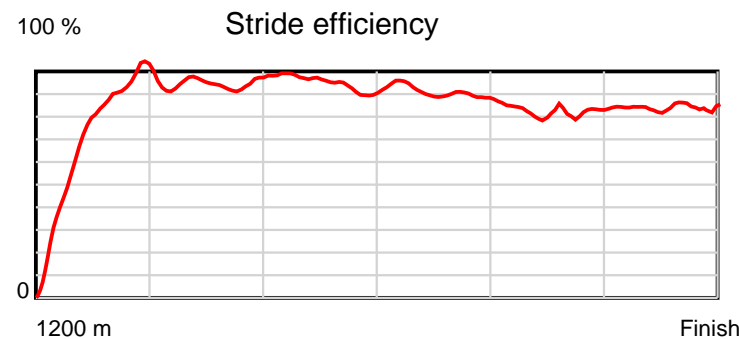
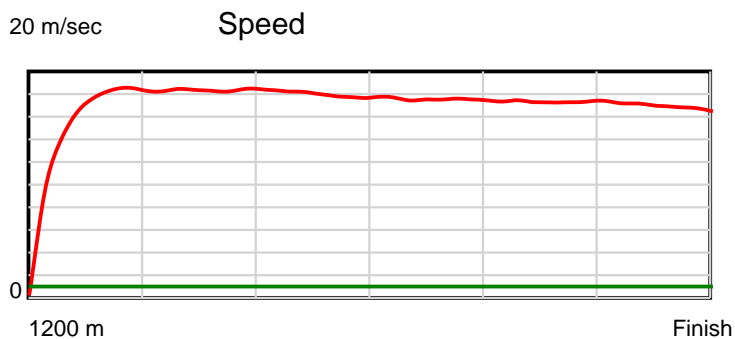
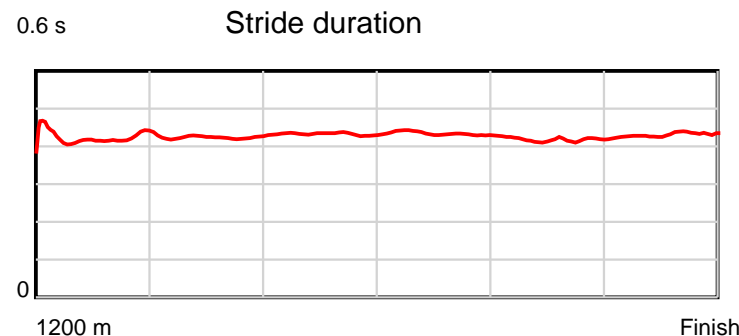
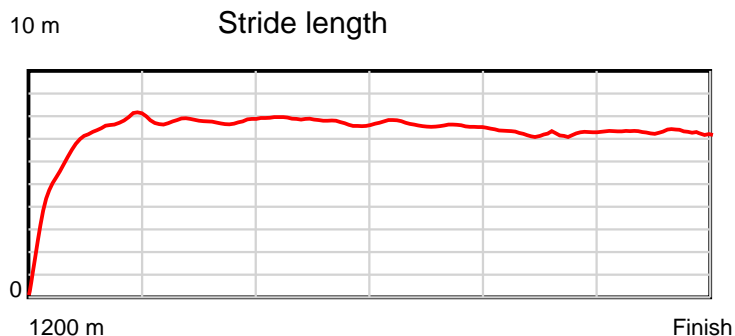
Disclaimer.

Tasracing Pty Ltd and Thoroughbred Ratings Pty Ltd accepts no responsibility for the completeness or accuracy of any of the information contained herein, and makes no representations about its suitability for any particular purpose. Users should make their own judgements about those matters and/or seek independent advice. You assume all risks associated with use of the data provided on this page.

Race Results

January 25, 2015, Race 6, CL1, Distance 1200m, Elwick Course Proper - Offset 3m

Result	TAB no.	Horse (Barrier)	1200 to	1000m to	800m to	600m to	400m to	200m to	Total or	Margin
4th	7	Bachelor's Lif... (9)	1000m	800m	600m	400m	200m	WP	Average	
		Position in running (margin)	-	11(4.4)	11(4.9)	9(3.3)	6(3.5)	4(2.5)		3.40
		Sectional time (s)	14.27	10.88	11.27	11.61	11.75	12.02		
		Cumulative time (s)	71.80	57.53	46.66	35.39	23.78	12.02	1:11.79	
		Speed (m/s)	14.02	18.38	17.75	17.23	17.02	16.64	16.71	
		Stride length (m)	5.92	7.79	7.67	7.48	7.08	7.05	7.10	
		Stride duration (s)	0.424	0.424	0.432	0.434	0.416	0.424	0.425	
		Stride efficiency (%)	54.69	94.87	91.96	87.47	78.29	77.73	78.88	
		Stride count	33.81	25.67	26.07	26.73	28.26	28.36	168.90	



Note: Horizontal distance axis grid lines are 200m furlongs.

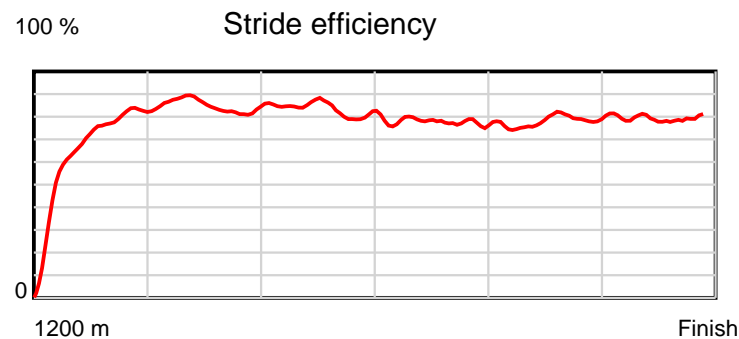
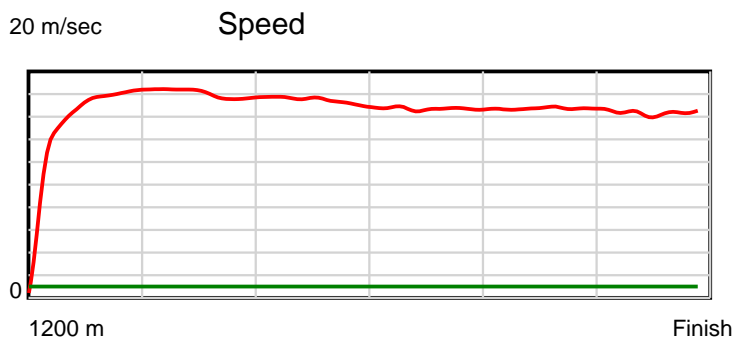
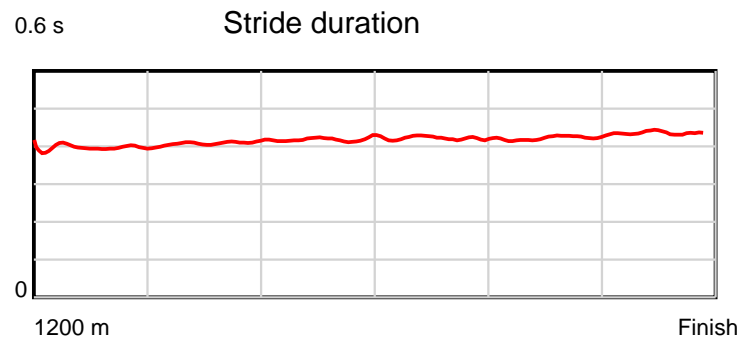
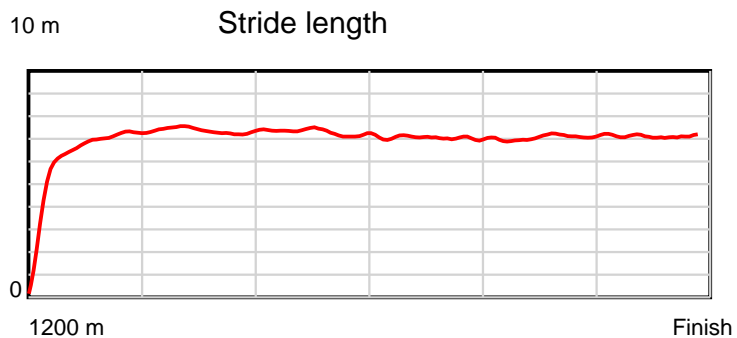
Disclaimer.

Tasracing Pty Ltd and Thoroughbred Ratings Pty Ltd accepts no responsibility for the completeness or accuracy of any of the information contained herein, and makes no representations about its suitability for any particular purpose. Users should make their own judgements about those matters and/or seek independent advice. You assume all risks associated with use of the data provided on this page.

Race Results

January 25, 2015, Race 6, CL1, Distance 1200m, Elwick Course Proper - Offset 3m

Result	TAB no.	Horse (Barrier)	1200 to	1000m to	800m to	600m to	400m to	200m to	Total or	Margin
5th	1	Kool Kash (7)	1000m	800m	600m	400m	200m	WP	Average	
		Position in running (margin)	-	7(3.1)	8(3.5)	7(2.8)	9(4.0)	5(3.2)		3.60
		Sectional time (s)	13.91	10.85	11.40	11.79	11.79	12.11		
		Cumulative time (s)	71.84	57.93	47.08	35.68	23.90	12.11	1:11.84	
		Speed (m/s)	14.38	18.43	17.54	16.96	16.96	16.52	16.70	
		Stride length (m)	5.62	7.52	7.33	7.13	7.14	7.18	6.92	
		Stride duration (s)	0.393	0.408	0.418	0.420	0.421	0.435	0.414	
		Stride efficiency (%)	49.32	88.25	84.03	79.35	79.67	80.57	74.83	
		Stride count	35.60	26.61	27.27	28.07	28.01	27.85	173.41	



Note: Horizontal distance axis grid lines are 200m furlongs.

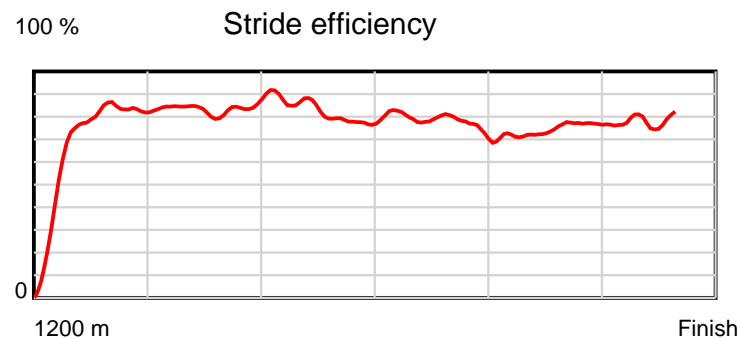
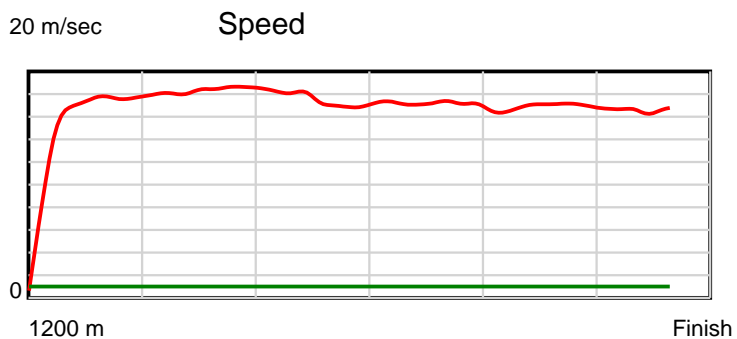
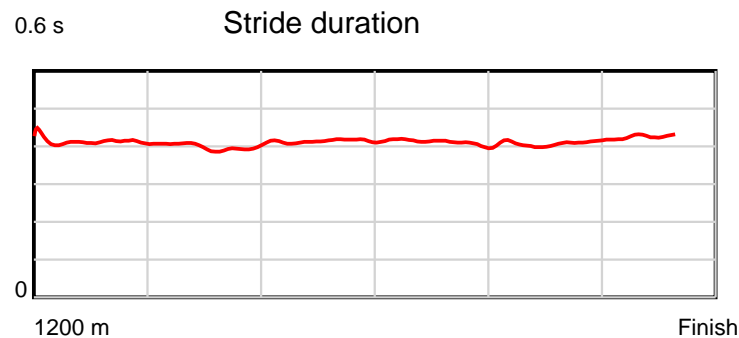
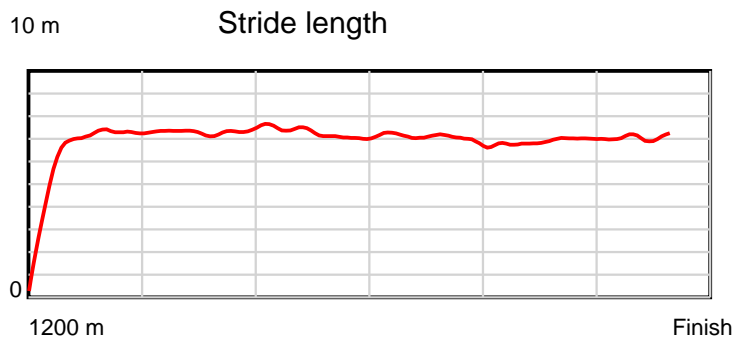
Disclaimer.

Tasracing Pty Ltd and Thoroughbred Ratings Pty Ltd accepts no responsibility for the completeness or accuracy of any of the information contained herein, and makes no representations about its suitability for any particular purpose. Users should make their own judgements about those matters and/or seek independent advice. You assume all risks associated with use of the data provided on this page.

Race Results

January 25, 2015, Race 6, CL1, Distance 1200m, Elwick Course Proper - Offset 3m

Result	TAB no.	Horse (Barrier)	1200 to	1000m to	800m to	600m to	400m to	200m to	Total or	Margin
6th	11	Debauche (6)	1000m	800m	600m	400m	200m	WP	Average	
		Position in running (margin)	-	14(10.7)	14(8.4)	13(6.1)	12(6.0)	12(5.2)		5.90
		Sectional time (s)	15.38	10.39	11.14	11.57	11.80	11.98		
		Cumulative time (s)	72.26	56.88	46.49	35.35	23.78	11.98	1:12.26	
		Speed (m/s)	13.01	19.25	17.95	17.29	16.95	16.69	16.61	
		Stride length (m)	5.59	7.75	7.34	7.15	6.85	7.05	6.88	
		Stride duration (s)	0.424	0.402	0.409	0.414	0.404	0.422	0.414	
		Stride efficiency (%)	48.80	93.77	84.17	79.97	73.30	77.70	74.00	
		Stride count	35.79	25.82	27.25	27.96	29.20	28.36	174.38	



Note: Horizontal distance axis grid lines are 200m furlongs.

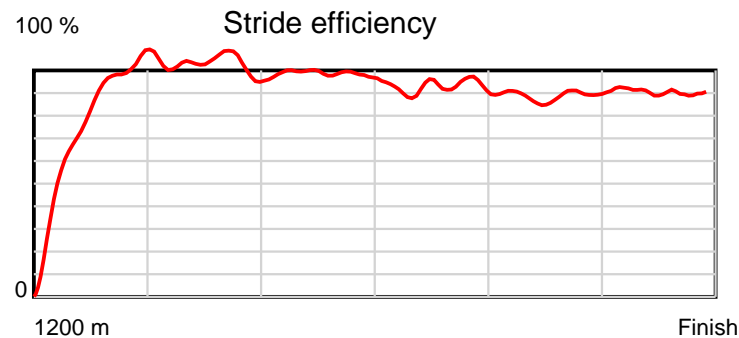
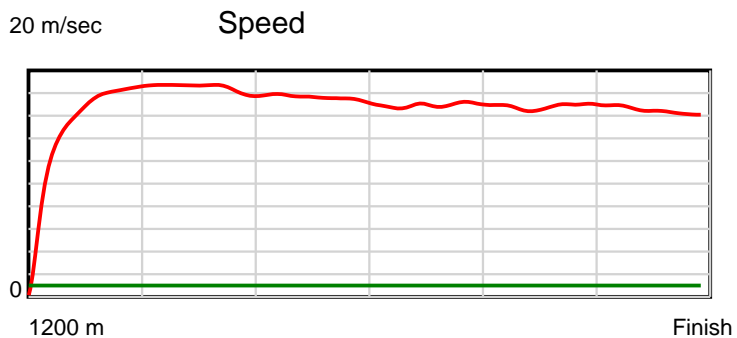
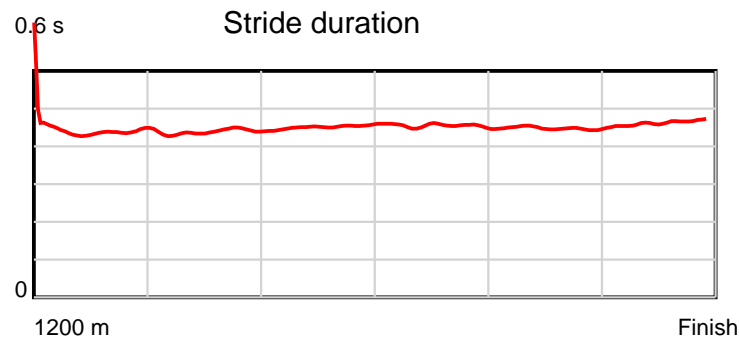
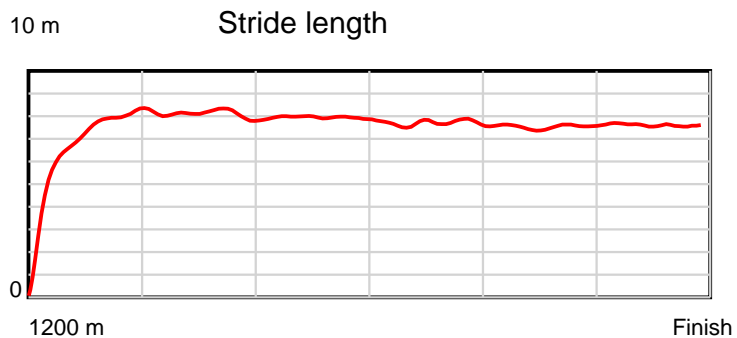
Disclaimer.

Tasracing Pty Ltd and Thoroughbred Ratings Pty Ltd accepts no responsibility for the completeness or accuracy of any of the information contained herein, and makes no representations about its suitability for any particular purpose. Users should make their own judgements about those matters and/or seek independent advice. You assume all risks associated with use of the data provided on this page.

Race Results

January 25, 2015, Race 6, CL1, Distance 1200m, Elwick Course Proper - Offset 3m

Result	TAB no.	Horse (Barrier)	1200 to	1000m to	800m to	600m to	400m to	200m to	Total or	Margin
7th	9	Testa Gee Gee (3)	1000m	800m	600m	400m	200m	WP	Average	
		Position in running (margin)	-	10(4.2)	9(4.1)	10(3.5)	10(4.7)	8(4.2)		6.90
		Sectional time (s)	14.39	10.78	11.42	11.78	11.85	12.22		
		Cumulative time (s)	72.44	58.05	47.27	35.85	24.07	12.22	1:12.43	
		Speed (m/s)	13.90	18.55	17.51	16.98	16.88	16.37	16.57	
		Stride length (m)	6.27	8.13	7.91	7.71	7.56	7.59	7.47	
		Stride duration (s)	0.441	0.438	0.452	0.454	0.448	0.463	0.451	
		Stride efficiency (%)	61.45	103.28	97.69	93.01	89.28	89.92	87.31	
		Stride count	31.89	24.60	25.30	25.92	26.46	26.37	160.54	



Note: Horizontal distance axis grid lines are 200m furlongs.

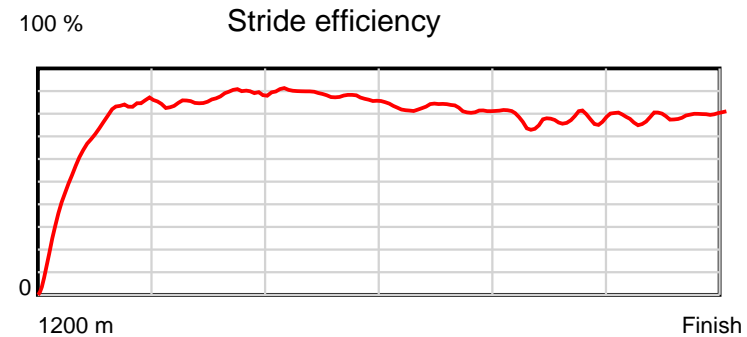
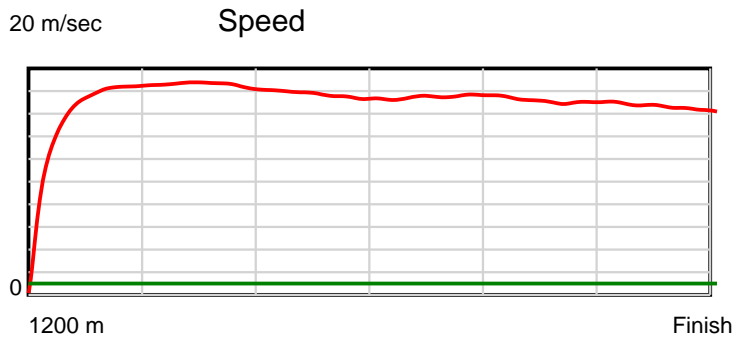
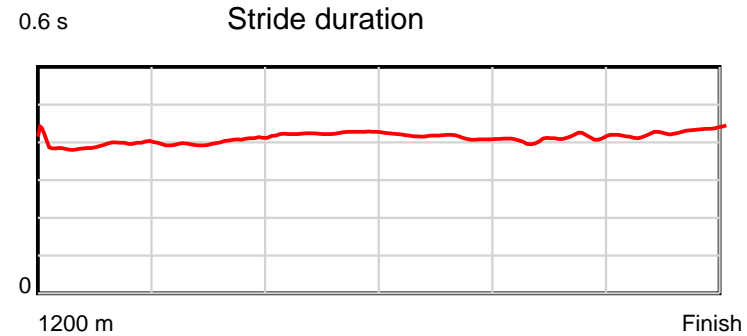
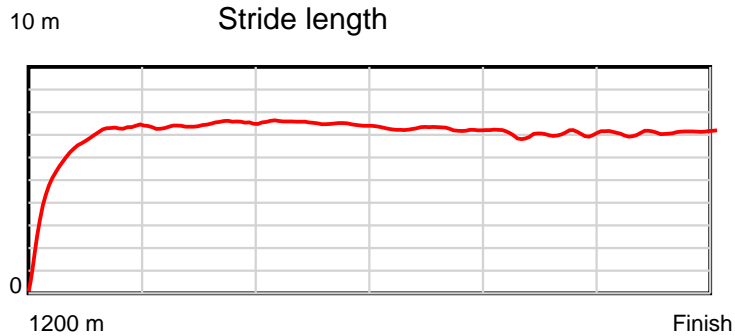
Disclaimer.

Tasracing Pty Ltd and Thoroughbred Ratings Pty Ltd accepts no responsibility for the completeness or accuracy of any of the information contained herein, and makes no representations about its suitability for any particular purpose. Users should make their own judgements about those matters and/or seek independent advice. You assume all risks associated with use of the data provided on this page.

Race Results

January 25, 2015, Race 6, CL1, Distance 1200m, Elwick Course Proper - Offset 3m

Result	TAB no.	Horse (Barrier)	1200 to	1000m to	800m to	600m to	400m to	200m to	Total or	Margin
8th	3	Meconsul (10)	1000m	800m	600m	400m	200m	WP	Average	
		Position in running (margin)	-	3(1.7)	5(2.4)	8(2.8)	8(4.0)	9(4.8)		8.90
		Sectional time (s)	14.12	10.91	11.60	11.77	12.07	12.34		
		Cumulative time (s)	72.81	58.69	47.78	36.18	24.42	12.34	1:12.81	
		Speed (m/s)	14.16	18.33	17.24	16.99	16.57	16.21	16.48	
		Stride length (m)	5.74	7.35	7.32	7.04	6.79	6.96	6.82	
		Stride duration (s)	0.397	0.401	0.425	0.414	0.410	0.430	0.414	
		Stride efficiency (%)	51.51	84.39	83.79	77.51	72.14	75.73	72.69	
		Stride count	34.84	27.22	27.31	28.40	29.44	28.73	175.94	



Note: Horizontal distance axis grid lines are 200m furlongs.

Disclaimer.

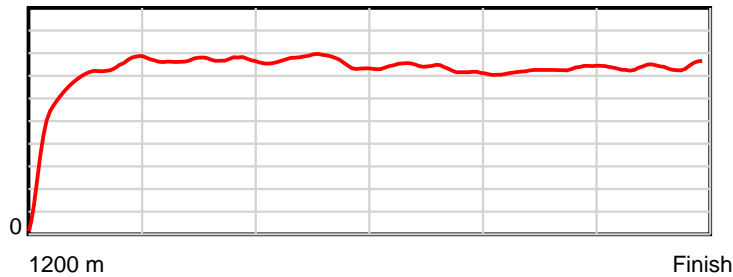
Tasracing Pty Ltd and Thoroughbred Ratings Pty Ltd accepts no responsibility for the completeness or accuracy of any of the information contained herein, and makes no representations about its suitability for any particular purpose. Users should make their own judgements about those matters and/or seek independent advice. You assume all risks associated with use of the data provided on this page.

Race Results

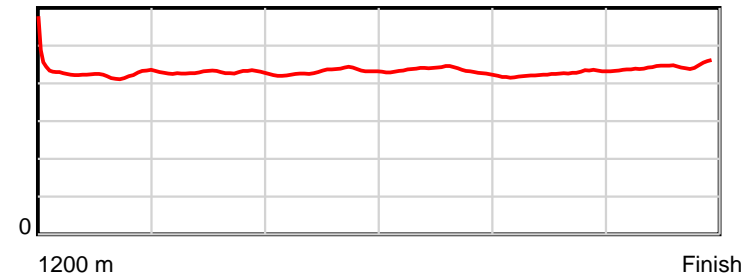
January 25, 2015, Race 6, CL1, Distance 1200m, Elwick Course Proper - Offset 3m

Result	TAB no.	Horse (Barrier)	1200 to	1000m to	800m to	600m to	400m to	200m to	Total or	Margin
9th	6	Sweet Ginger B... (13)	1000m	800m	600m	400m	200m	WP	Average	
		Position in running (margin)	-	13(6.0)	12(6.8)	12(6.0)	14(9.7)	13(7.2)		9.20
		Sectional time (s)	14.89	10.91	11.40	12.19	11.52	11.95		
		Cumulative time (s)	72.87	57.98	47.06	35.66	23.48	11.95	1:12.87	
		Speed (m/s)	13.44	18.33	17.54	16.41	17.36	16.74	16.47	
		Stride length (m)	5.95	7.86	7.56	7.12	7.37	7.43	7.16	
		Stride duration (s)	0.427	0.429	0.431	0.434	0.425	0.444	0.435	
		Stride efficiency (%)	55.36	96.42	89.22	79.23	84.86	86.29	80.04	
		Stride count	33.60	25.46	26.47	28.09	27.14	26.91	167.67	

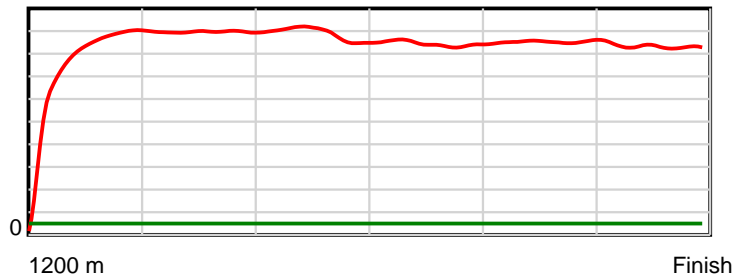
10 m Stride length



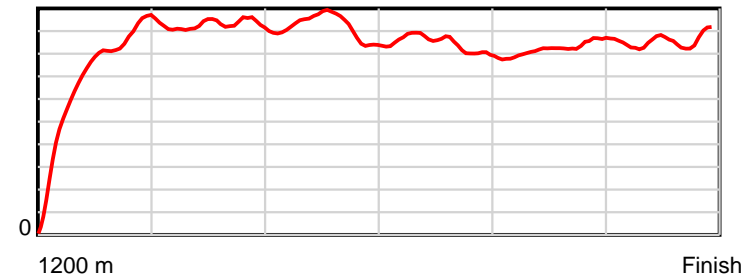
0.6 s Stride duration



20 m/sec Speed



100 % Stride efficiency



Note: Horizontal distance axis grid lines are 200m furlongs.

Disclaimer.

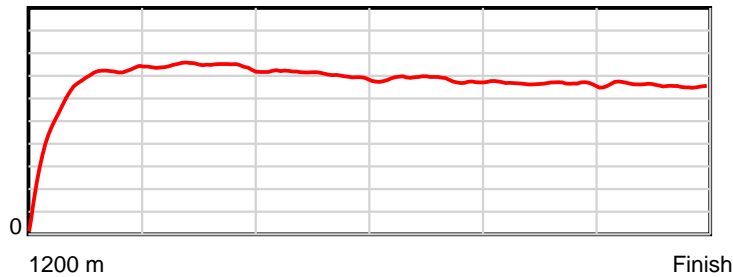
Tasracing Pty Ltd and Thoroughbred Ratings Pty Ltd accepts no responsibility for the completeness or accuracy of any of the information contained herein, and makes no representations about its suitability for any particular purpose. Users should make their own judgements about those matters and/or seek independent advice. You assume all risks associated with use of the data provided on this page.

Race Results

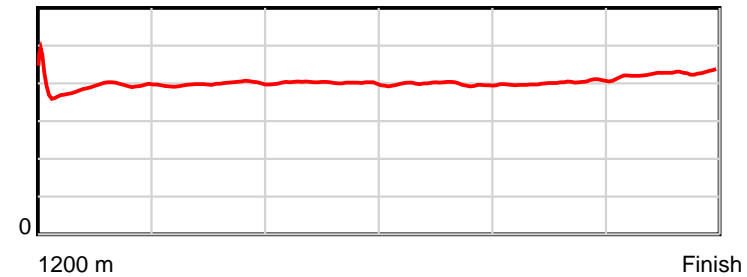
January 25, 2015, Race 6, CL1, Distance 1200m, Elwick Course Proper - Offset 3m

Result	TAB no.	Horse (Barrier)	1200 to	1000m to	800m to	600m to	400m to	200m to	Total or	Margin
10th	14	Bonny's Legacy (5)	1000m	800m	600m	400m	200m	WP	Average	
		Position in running (margin)	-	1(0.0)	1(0.0)	1(0.0)	1(0.0)	3(1.8)		11.50
		Sectional time (s)	13.94	10.79	11.52	11.58	12.23	13.24		
		Cumulative time (s)	73.30	59.36	48.57	37.04	25.47	13.24	1:13.29	
		Speed (m/s)	14.35	18.54	17.36	17.27	16.35	15.11	16.37	
		Stride length (m)	5.75	7.38	6.95	6.88	6.56	6.46	6.62	
		Stride duration (s)	0.394	0.398	0.401	0.398	0.401	0.427	0.404	
		Stride efficiency (%)	51.62	85.05	75.50	73.89	67.19	65.19	68.51	
		Stride count	34.80	27.11	28.77	29.08	30.50	30.97	181.23	

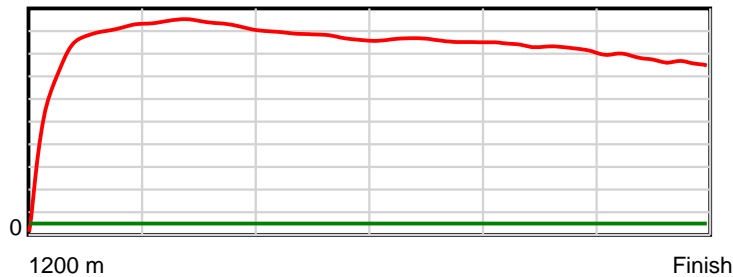
10 m Stride length



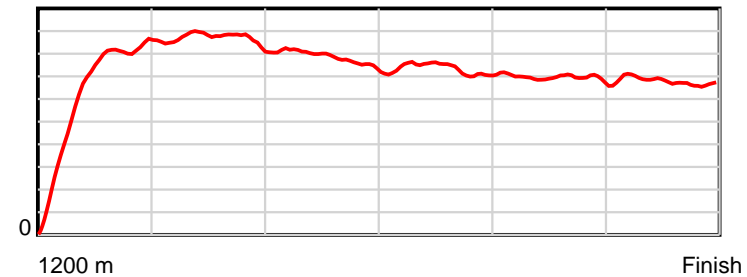
0.6 s Stride duration



20 m/sec Speed



100 % Stride efficiency



Note: Horizontal distance axis grid lines are 200m furlongs.

Disclaimer.

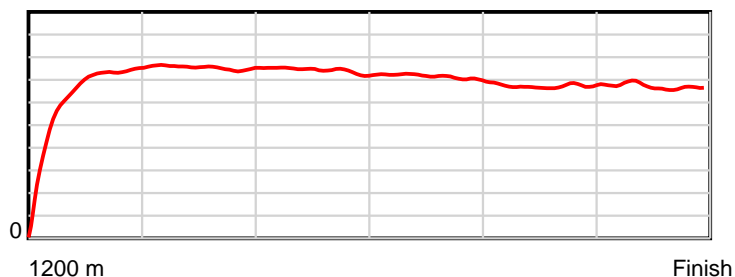
Tasracing Pty Ltd and Thoroughbred Ratings Pty Ltd accepts no responsibility for the completeness or accuracy of any of the information contained herein, and makes no representations about its suitability for any particular purpose. Users should make their own judgements about those matters and/or seek independent advice. You assume all risks associated with use of the data provided on this page.

Race Results

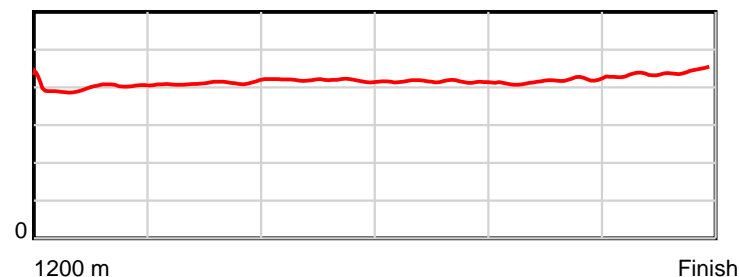
January 25, 2015, Race 6, CL1, Distance 1200m, Elwick Course Proper - Offset 3m

Result	TAB no.	Horse (Barrier)	1200 to	1000m to	800m to	600m to	400m to	200m to	Total or	Margin
11th	5	Dane Koshka (14)	1000m	800m	600m	400m	200m	WP	Average	
		Position in running (margin)	-	2(0.9)	2(0.8)	2(0.1)	2(1.1)	6(3.2)		11.60
		Sectional time (s)	14.10	10.76	11.42	11.74	12.29	13.01		
		Cumulative time (s)	73.32	59.22	48.46	37.03	25.30	13.01	1:13.31	
		Speed (m/s)	14.19	18.59	17.51	17.04	16.27	15.37	16.37	
		Stride length (m)	5.88	7.64	7.33	7.07	6.79	6.75	6.86	
		Stride duration (s)	0.401	0.411	0.419	0.415	0.417	0.439	0.419	
		Stride efficiency (%)	53.96	91.17	84.04	78.10	72.11	71.13	73.60	
		Stride count	34.03	26.18	27.27	28.29	29.44	29.64	174.85	

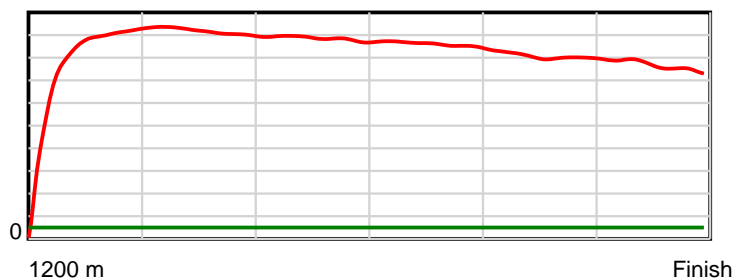
10 m Stride length



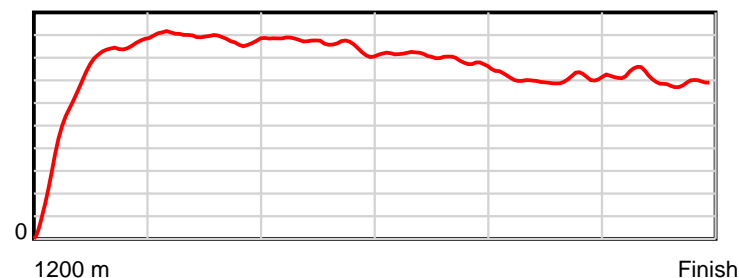
0.6 s Stride duration



20 m/sec Speed



100 % Stride efficiency



Note: Horizontal distance axis grid lines are 200m furlongs.

Disclaimer.

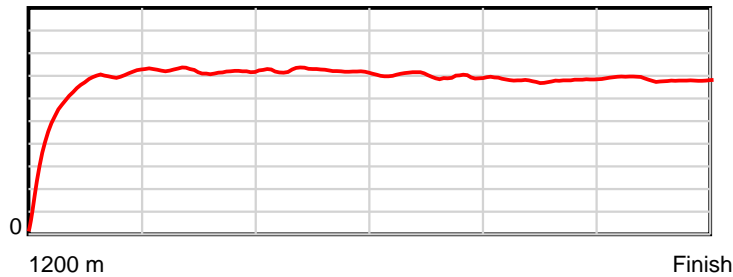
Tasracing Pty Ltd and Thoroughbred Ratings Pty Ltd accepts no responsibility for the completeness or accuracy of any of the information contained herein, and makes no representations about its suitability for any particular purpose. Users should make their own judgements about those matters and/or seek independent advice. You assume all risks associated with use of the data provided on this page.

Race Results

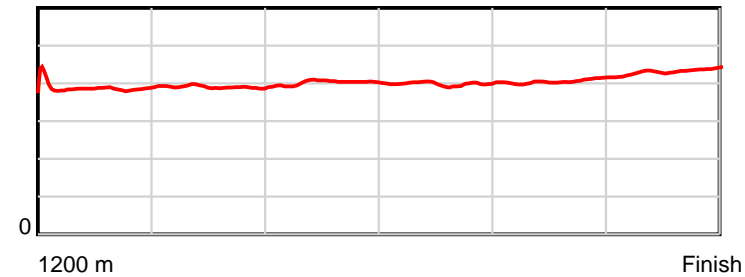
January 25, 2015, Race 6, CL1, Distance 1200m, Elwick Course Proper - Offset 3m

Result	TAB no.	Horse (Barrier)	1200 to	1000m to	800m to	600m to	400m to	200m to	Total or	Margin
12th	12	She's Drahmati... (12)	1000m	800m	600m	400m	200m	WP	Average	
		Position in running (margin)	-	5(2.4)	7(3.0)	5(2.1)	4(2.8)	10(4.9)		11.80
		Sectional time (s)	14.19	10.89	11.37	11.70	12.27	12.92		
		Cumulative time (s)	73.35	59.16	48.26	36.89	25.19	12.92	1:13.34	
		Speed (m/s)	14.09	18.37	17.59	17.09	16.30	15.48	16.36	
		Stride length (m)	5.60	7.16	7.06	6.81	6.62	6.72	6.62	
		Stride duration (s)	0.390	0.390	0.401	0.398	0.406	0.434	0.404	
		Stride efficiency (%)	49.01	80.02	77.90	72.49	68.44	70.48	68.42	
		Stride count	35.71	27.95	28.33	29.36	30.22	29.78	181.35	

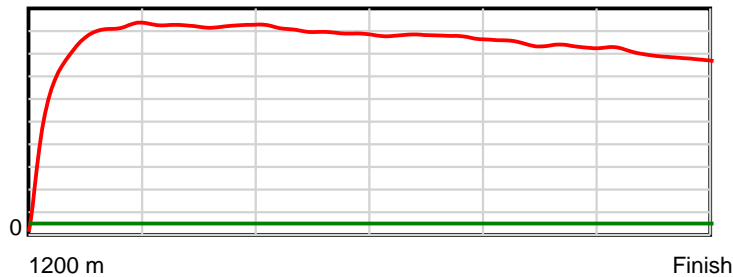
10 m Stride length



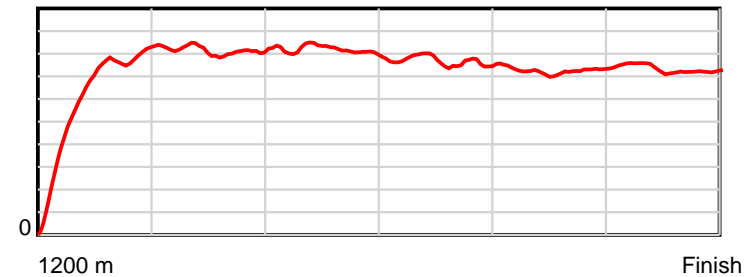
0.6 s Stride duration



20 m/sec Speed



100 % Stride efficiency



Note: Horizontal distance axis grid lines are 200m furlongs.

Disclaimer.

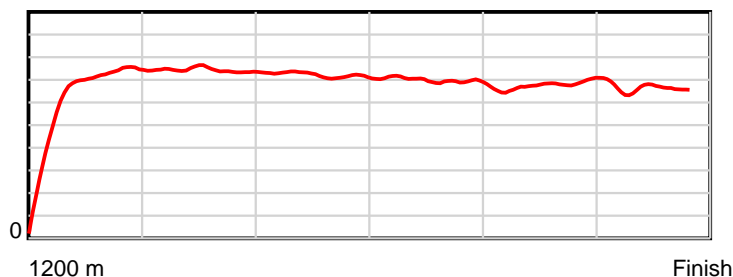
Tasracing Pty Ltd and Thoroughbred Ratings Pty Ltd accepts no responsibility for the completeness or accuracy of any of the information contained herein, and makes no representations about its suitability for any particular purpose. Users should make their own judgements about those matters and/or seek independent advice. You assume all risks associated with use of the data provided on this page.

Race Results

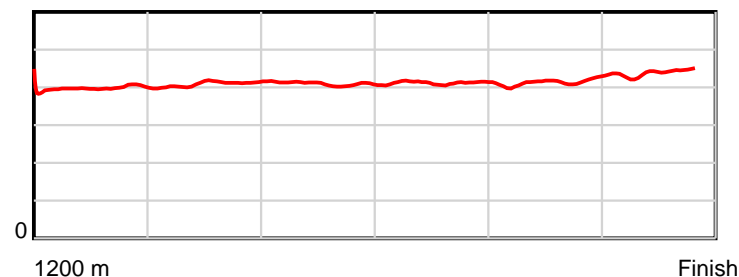
January 25, 2015, Race 6, CL1, Distance 1200m, Elwick Course Proper - Offset 3m

Result	TAB no.	Horse (Barrier)	1200 to	1000m to	800m to	600m to	400m to	200m to	Total or	Margin
13th	8	Arapid Squaw (11)	1000m	800m	600m	400m	200m	WP	Average	
		Position in running (margin)	-	6(3.0)	3(2.1)	3(0.9)	7(3.5)	11(4.9)		13.30
		Sectional time (s)	14.42	10.64	11.32	12.02	12.16	13.08		
		Cumulative time (s)	73.64	59.22	48.58	37.26	25.24	13.08	1:13.64	
		Speed (m/s)	13.87	18.80	17.67	16.64	16.45	15.29	16.30	
		Stride length (m)	5.70	7.64	7.25	6.83	6.76	6.70	6.76	
		Stride duration (s)	0.400	0.406	0.410	0.410	0.411	0.438	0.415	
		Stride efficiency (%)	50.79	91.23	82.10	72.80	71.39	70.16	71.35	
		Stride count	35.08	26.18	27.59	29.30	29.59	29.85	177.59	

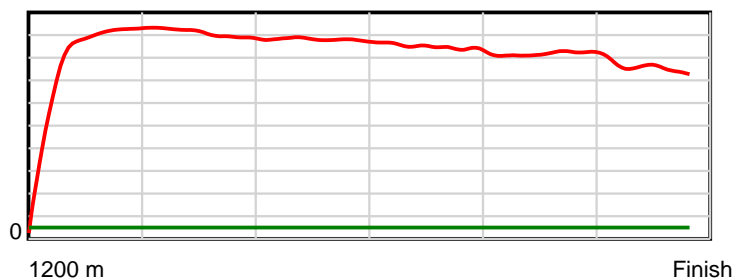
10 m Stride length



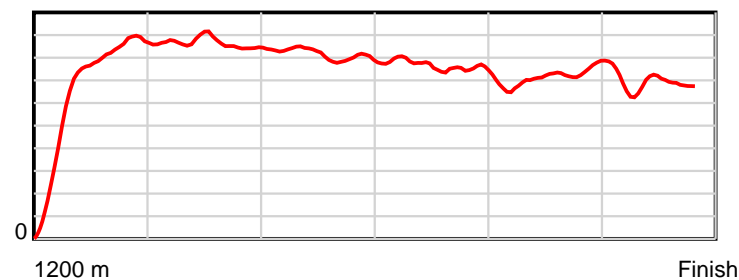
0.6 s Stride duration



20 m/sec Speed



100 % Stride efficiency



Note: Horizontal distance axis grid lines are 200m furlongs.

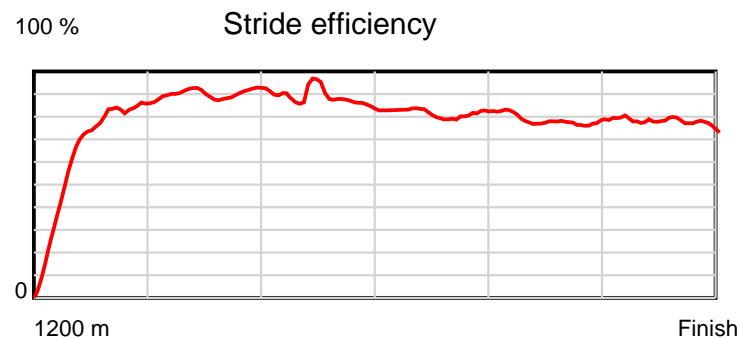
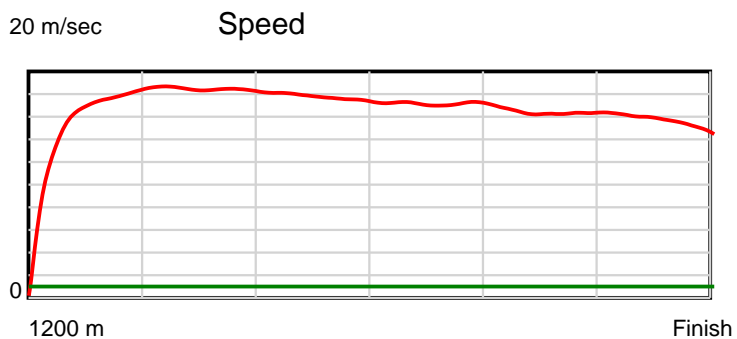
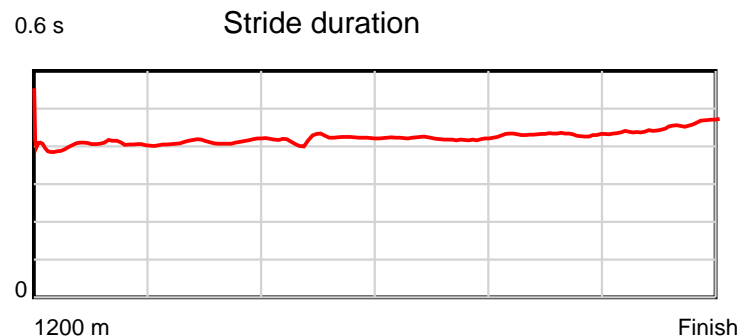
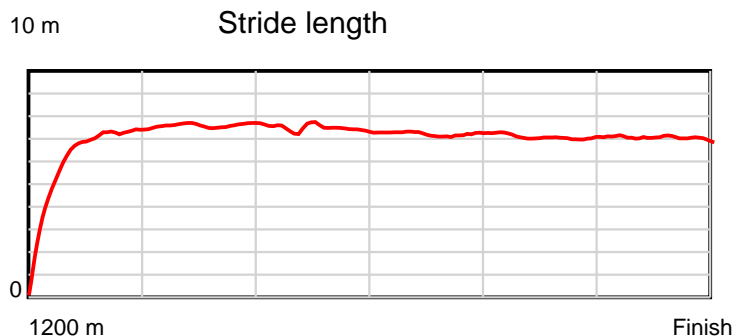
Disclaimer.

Tasracing Pty Ltd and Thoroughbred Ratings Pty Ltd accepts no responsibility for the completeness or accuracy of any of the information contained herein, and makes no representations about its suitability for any particular purpose. Users should make their own judgements about those matters and/or seek independent advice. You assume all risks associated with use of the data provided on this page.

Race Results

January 25, 2015, Race 6, CL1, Distance 1200m, Elwick Course Proper - Offset 3m

Result	TAB no.	Horse (Barrier)	1200 to	1000m to	800m to	600m to	400m to	200m to	Total or	Margin
14th	13	Jonolly Lass (8)	1000m	800m	600m	400m	200m	WP	Average	
		Position in running (margin)	-	8(3.5)	10(4.5)	11(4.5)	13(6.9)	14(10.2)		19.80
		Sectional time (s)	14.81	10.95	11.52	11.98	12.48	13.15		
		Cumulative time (s)	74.90	60.09	49.14	37.62	25.64	13.15	1:14.90	
		Speed (m/s)	13.51	18.26	17.36	16.69	16.03	15.21	16.02	
		Stride length (m)	5.76	7.54	7.14	7.00	6.89	6.90	6.82	
		Stride duration (s)	0.401	0.413	0.411	0.420	0.430	0.454	0.426	
		Stride efficiency (%)	51.77	88.79	79.61	76.64	74.13	74.46	72.75	
		Stride count	34.75	26.53	28.02	28.56	29.04	28.97	175.87	



Note: Horizontal distance axis grid lines are 200m furlongs.

Disclaimer.

Tasracing Pty Ltd and Thoroughbred Ratings Pty Ltd accepts no responsibility for the completeness or accuracy of any of the information contained herein, and makes no representations about its suitability for any particular purpose. Users should make their own judgements about those matters and/or seek independent advice. You assume all risks associated with use of the data provided on this page.