



Race Results

Tasmanian Racing Club, Hobart, January 25, 2015

Compilation date: January 25, 2015, 5:40:28 PM (EST)

Copyright © 2015 Tasracing Pty Ltd. All rights reserved.

Trademarks.

StrideMASTER is a registered trademark of Thoroughbred Ratings Pty Ltd.

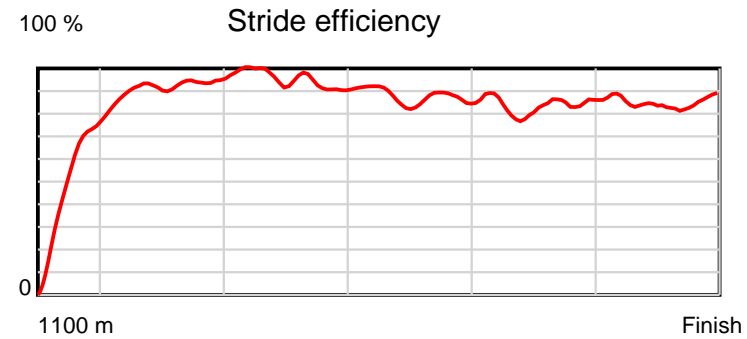
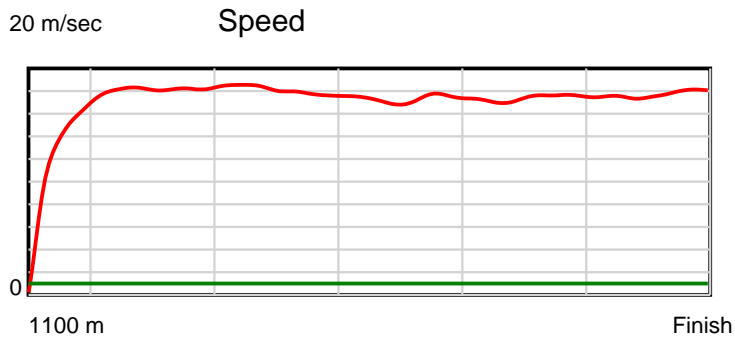
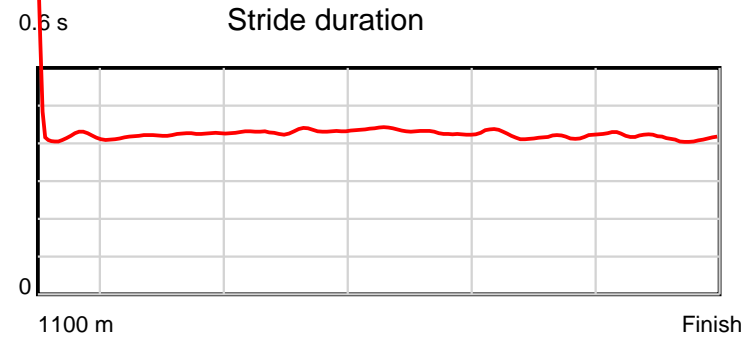
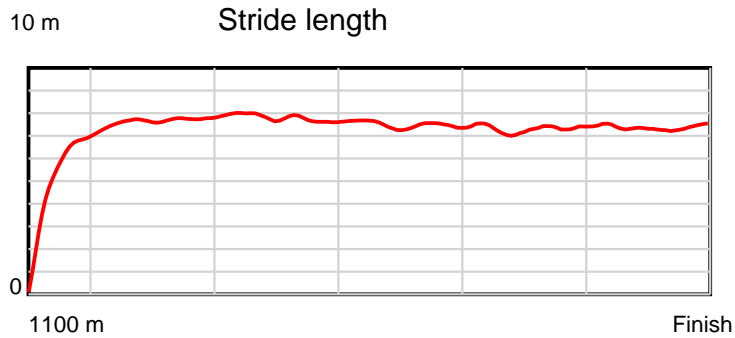
Disclaimer.

Tasracing Pty Ltd and Thoroughbred Ratings Pty Ltd accepts no responsibility for the completeness or accuracy of any of the information contained herein, and makes no representations about its suitability for any particular purpose. Users should make their own judgements about those matters and/or seek independent advice. You assume all risks associated with use of the data provided on this page.

Race Results

January 25, 2015, Race 7, F&M-SWP, Distance 1100m, Elwick Course Proper - Offset 3m

Result	TAB no.	Horse (Barrier)	1100 to	1000m to	800m to	600m to	400m to	200m to	Total or	Margin
1st	6	Sh'bourne Spir... (2)	1000m	800m	600m	400m	200m	WP	Average	
		Position in running (margin)	-	4(0.7)	5(2.0)	5(2.7)	5(1.8)	4(1.8)		0.00
		Sectional time (s)	8.94	10.72	11.25	11.60	11.59	11.30		
		Cumulative time (s)	65.40	56.46	45.74	34.49	22.89	11.30	1:05.40	
		Speed (m/s)	11.19	18.66	17.78	17.24	17.26	17.70	16.82	
		Stride length (m)	5.01	7.87	7.66	7.44	7.24	7.38	7.18	
		Stride duration (s)	0.448	0.422	0.431	0.431	0.420	0.417	0.427	
		Stride efficiency (%)	39.20	96.85	91.72	86.43	81.95	85.01	80.66	
		Stride count	19.97	25.40	26.11	26.89	27.62	27.12	153.11	



Note: Horizontal distance axis grid lines are 200m furlongs.

Disclaimer.

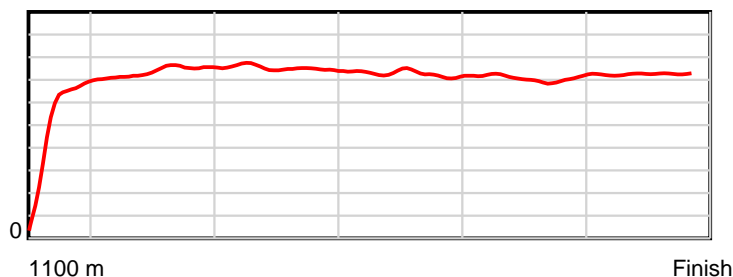
Tasracing Pty Ltd and Thoroughbred Ratings Pty Ltd accepts no responsibility for the completeness or accuracy of any of the information contained herein, and makes no representations about its suitability for any particular purpose. Users should make their own judgements about those matters and/or seek independent advice. You assume all risks associated with use of the data provided on this page.

Race Results

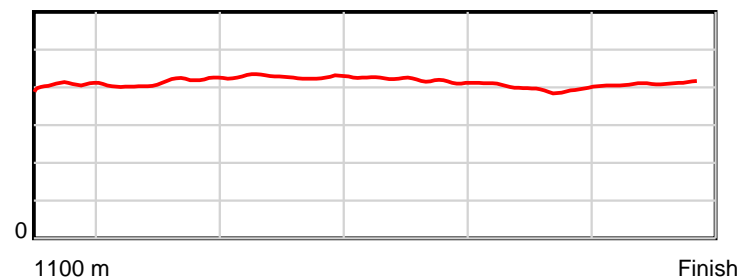
January 25, 2015, Race 7, F&M-SWP, Distance 1100m, Elwick Course Proper - Offset 3m

Result	TAB no.	Horse (Barrier)	1100 to	1000m to	800m to	600m to	400m to	200m to	Total or	Margin
2nd	7	Miss Middleton (9)	1000m	800m	600m	400m	200m	WP	Average	
		Position in running (margin)	-	7(3.7)	9(4.7)	9(5.8)	10(4.9)	7(2.9)		0.50
		Sectional time (s)	9.48	10.67	11.32	11.60	11.25	11.18		
		Cumulative time (s)	65.49	56.01	45.35	34.03	22.42	11.18	1:05.48	
		Speed (m/s)	10.55	18.74	17.67	17.24	17.78	17.89	16.80	
		Stride length (m)	4.23	7.72	7.55	7.25	7.10	7.33	6.91	
		Stride duration (s)	0.402	0.412	0.427	0.421	0.399	0.410	0.412	
		Stride efficiency (%)	27.92	93.17	89.04	82.21	78.73	84.04	74.72	
		Stride count	23.66	25.90	26.50	27.57	28.18	27.27	159.08	

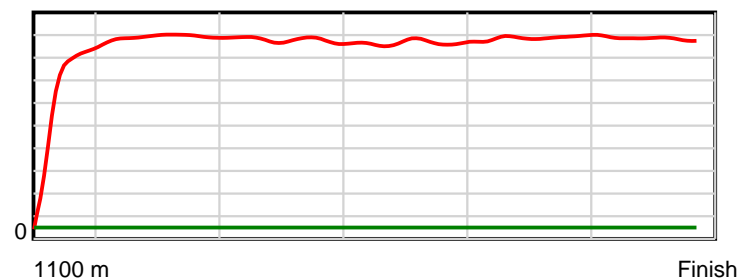
10 m Stride length



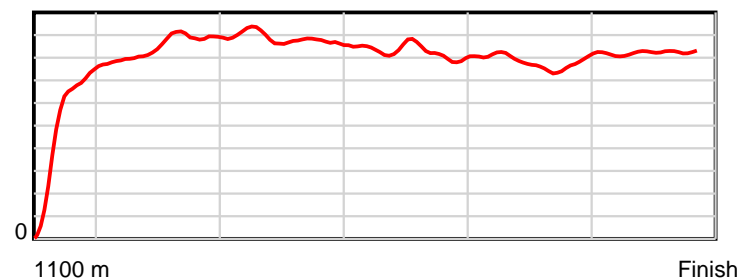
0.6 s Stride duration



20 m/sec Speed



100 % Stride efficiency



Note: Horizontal distance axis grid lines are 200m furlongs.

Disclaimer.

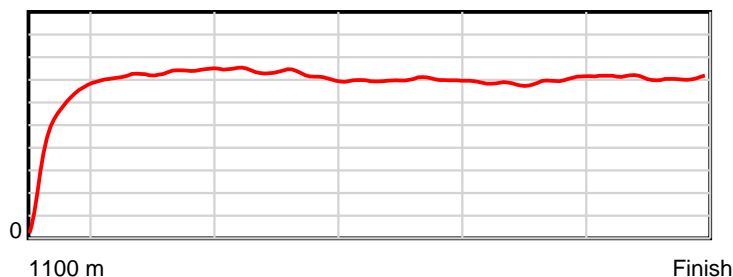
Tasracing Pty Ltd and Thoroughbred Ratings Pty Ltd accepts no responsibility for the completeness or accuracy of any of the information contained herein, and makes no representations about its suitability for any particular purpose. Users should make their own judgements about those matters and/or seek independent advice. You assume all risks associated with use of the data provided on this page.

Race Results

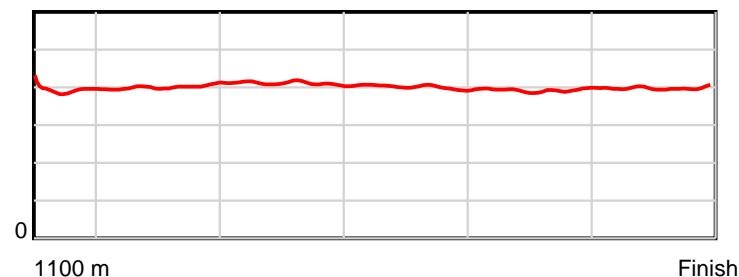
January 25, 2015, Race 7, F&M-SWP, Distance 1100m, Elwick Course Proper - Offset 3m

Result	TAB no.	Horse (Barrier)	1100 to	1000m to	800m to	600m to	400m to	200m to	Total or	Margin
3rd	13	Downwind (1)	1000m	800m	600m	400m	200m	WP	Average	
		Position in running (margin)	-	6(2.9)	7(3.3)	8(4.0)	7(2.8)	5(2.2)		0.70
		Sectional time (s)	9.38	10.59	11.24	11.56	11.48	11.27		
		Cumulative time (s)	65.53	56.15	45.56	34.32	22.76	11.27	1:05.53	
		Speed (m/s)	10.67	18.89	17.79	17.30	17.42	17.75	16.79	
		Stride length (m)	4.36	7.57	7.30	6.93	6.84	7.07	6.74	
		Stride duration (s)	0.408	0.401	0.410	0.401	0.393	0.398	0.402	
		Stride efficiency (%)	29.68	89.51	83.27	75.11	73.18	78.03	71.03	
		Stride count	22.95	26.43	27.40	28.85	29.23	28.30	163.16	

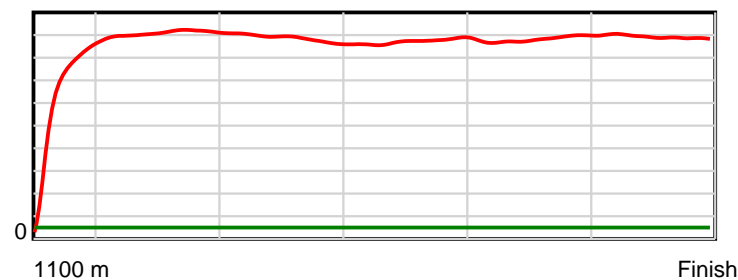
10 m Stride length



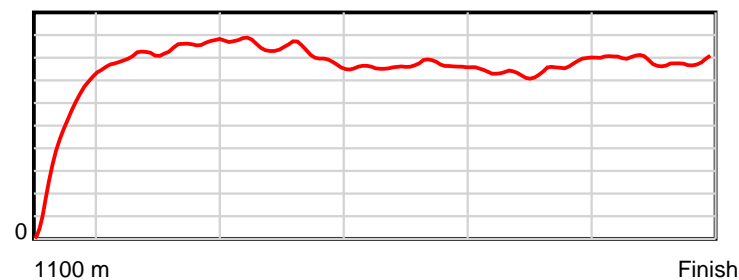
0.6 s Stride duration



20 m/sec Speed



100 % Stride efficiency



Note: Horizontal distance axis grid lines are 200m furlongs.

Disclaimer.

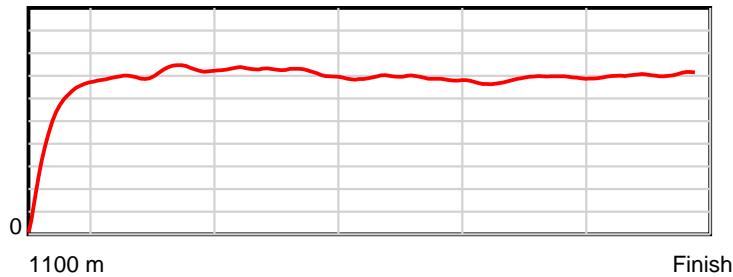
Tasracing Pty Ltd and Thoroughbred Ratings Pty Ltd accepts no responsibility for the completeness or accuracy of any of the information contained herein, and makes no representations about its suitability for any particular purpose. Users should make their own judgements about those matters and/or seek independent advice. You assume all risks associated with use of the data provided on this page.

Race Results

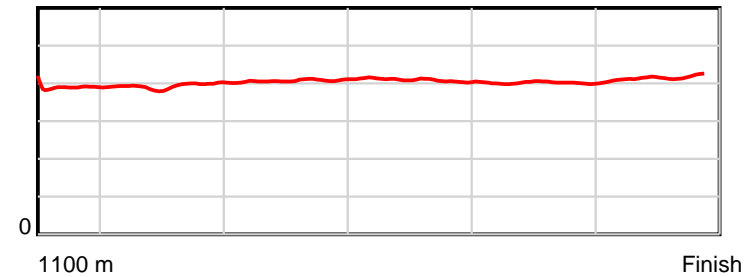
January 25, 2015, Race 7, F&M-SWP, Distance 1100m, Elwick Course Proper - Offset 3m

Result	TAB no.	Horse (Barrier)	1100 to	1000m to	800m to	600m to	400m to	200m to	Total or	Margin
4th	1	Awasita (3)	1000m	800m	600m	400m	200m	WP	Average	
		Position in running (margin)	-	2(0.4)	3(1.2)	3(1.2)	4(1.6)	3(1.7)		2.00
		Sectional time (s)	8.99	10.65	11.13	11.83	11.59	11.58		
		Cumulative time (s)	65.76	56.77	46.13	35.00	23.17	11.58	1:05.76	
		Speed (m/s)	11.13	18.78	17.97	16.91	17.26	17.27	16.73	
		Stride length (m)	4.36	7.39	7.30	6.91	6.93	7.16	6.74	
		Stride duration (s)	0.392	0.394	0.406	0.409	0.402	0.414	0.403	
		Stride efficiency (%)	29.75	85.38	83.28	74.65	75.00	80.05	71.05	
		Stride count	22.92	27.06	27.40	28.94	28.87	27.94	163.13	

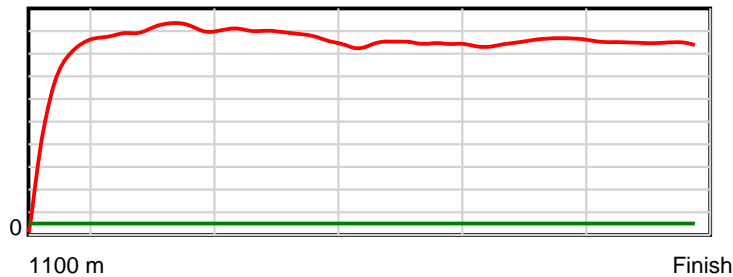
10 m Stride length



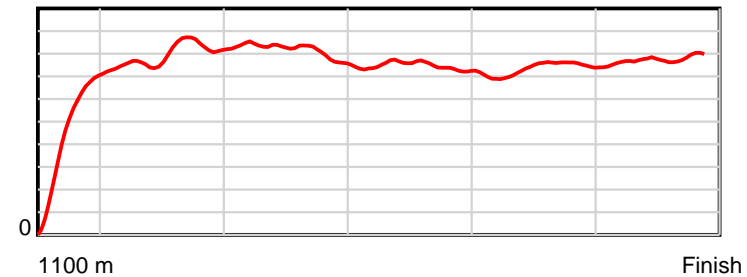
0.6 s Stride duration



20 m/sec Speed



100 % Stride efficiency



Note: Horizontal distance axis grid lines are 200m furlongs.

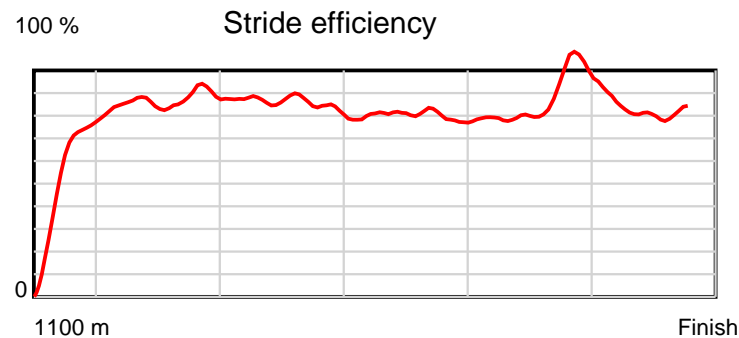
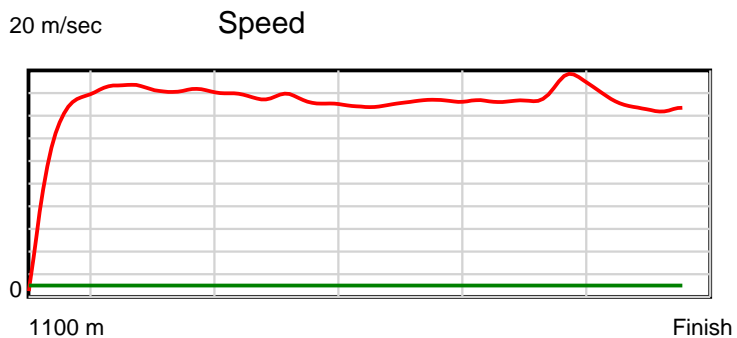
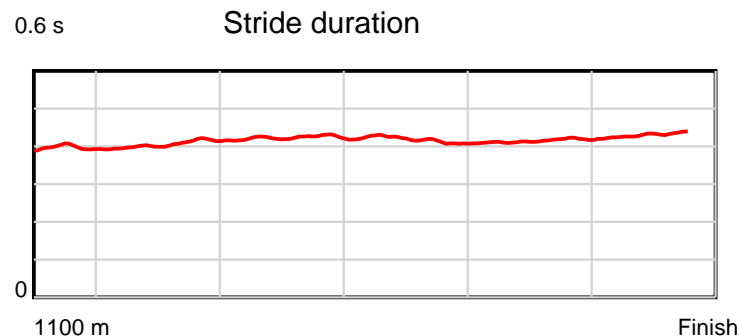
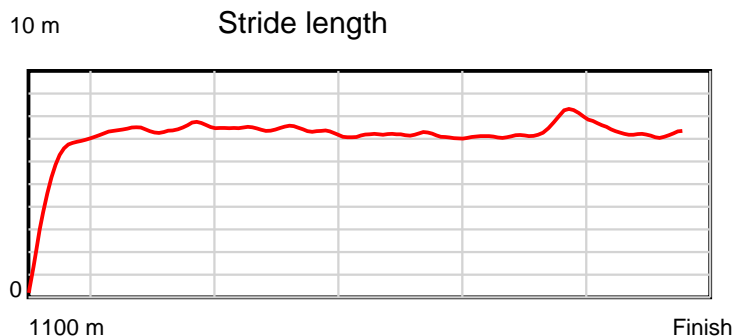
Disclaimer.

Tasracing Pty Ltd and Thoroughbred Ratings Pty Ltd accepts no responsibility for the completeness or accuracy of any of the information contained herein, and makes no representations about its suitability for any particular purpose. Users should make their own judgements about those matters and/or seek independent advice. You assume all risks associated with use of the data provided on this page.

Race Results

January 25, 2015, Race 7, F&M-SWP, Distance 1100m, Elwick Course Proper - Offset 3m

Result	TAB no.	Horse (Barrier)	1100 to	1000m to	800m to	600m to	400m to	200m to	Total or	Margin
5th	11	Devil's Tears (8)	1000m	800m	600m	400m	200m	WP	Average	
		Position in running (margin)	-	11(6.0)	4(1.3)	2(0.9)	2(0.5)	1(0.0)		2.80
		Sectional time (s)	9.99	9.73	11.07	11.69	11.49	11.92		
		Cumulative time (s)	65.90	55.91	46.17	35.10	23.41	11.92	1:05.90	
		Speed (m/s)	10.01	20.55	18.07	17.11	17.41	16.78	16.69	
		Stride length (m)	3.99	8.28	7.60	7.19	7.17	7.19	6.92	
		Stride duration (s)	0.397	0.403	0.421	0.420	0.412	0.429	0.414	
		Stride efficiency (%)	24.91	107.13	90.19	80.83	80.38	80.89	74.75	
		Stride count	25.05	24.16	26.33	27.81	27.89	27.80	159.04	



Note: Horizontal distance axis grid lines are 200m furlongs.

Disclaimer.

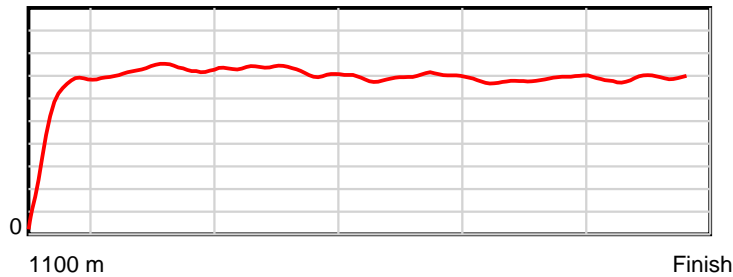
Tasracing Pty Ltd and Thoroughbred Ratings Pty Ltd accepts no responsibility for the completeness or accuracy of any of the information contained herein, and makes no representations about its suitability for any particular purpose. Users should make their own judgements about those matters and/or seek independent advice. You assume all risks associated with use of the data provided on this page.

Race Results

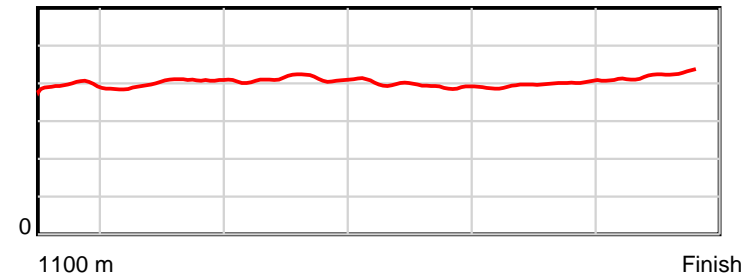
January 25, 2015, Race 7, F&M-SWP, Distance 1100m, Elwick Course Proper - Offset 3m

Result	TAB no.	Horse (Barrier)	1100 to	1000m to	800m to	600m to	400m to	200m to	Total or	Margin
6th	12	Merrick's Beau... (6)	1000m	800m	600m	400m	200m	WP	Average	
		Position in running (margin)	-	5(2.7)	6(2.3)	6(3.5)	6(2.2)	2(1.1)		4.10
		Sectional time (s)	9.31	10.45	11.32	11.53	11.41	12.12		
		Cumulative time (s)	66.14	56.83	46.39	35.06	23.53	12.12	1:06.14	
		Speed (m/s)	10.74	19.14	17.67	17.35	17.53	16.50	16.63	
		Stride length (m)	4.32	7.61	7.26	6.91	6.93	6.93	6.72	
		Stride duration (s)	0.401	0.397	0.411	0.398	0.395	0.420	0.404	
		Stride efficiency (%)	29.22	90.40	82.44	74.57	74.95	74.96	70.58	
		Stride count	23.13	26.29	27.54	28.95	28.88	28.88	163.67	

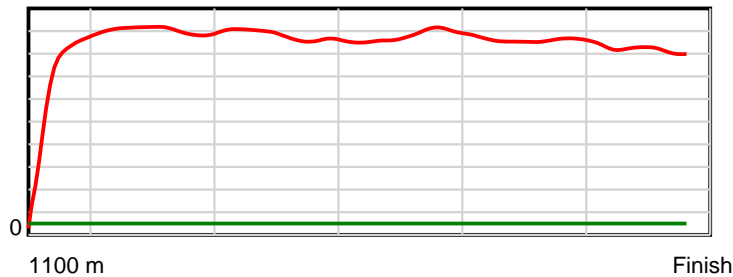
10 m Stride length



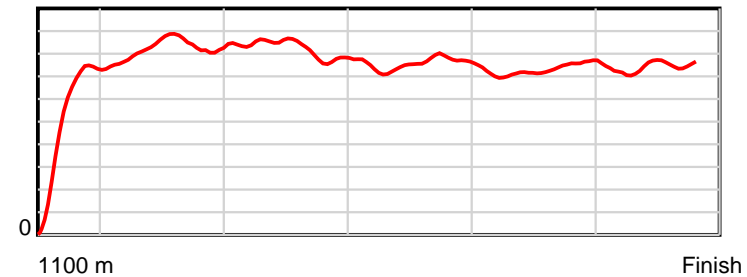
0.6 s Stride duration



20 m/sec Speed



100 % Stride efficiency



Note: Horizontal distance axis grid lines are 200m furlongs.

Disclaimer.

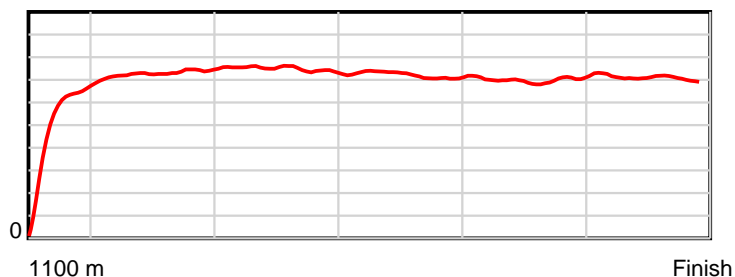
Tasracing Pty Ltd and Thoroughbred Ratings Pty Ltd accepts no responsibility for the completeness or accuracy of any of the information contained herein, and makes no representations about its suitability for any particular purpose. Users should make their own judgements about those matters and/or seek independent advice. You assume all risks associated with use of the data provided on this page.

Race Results

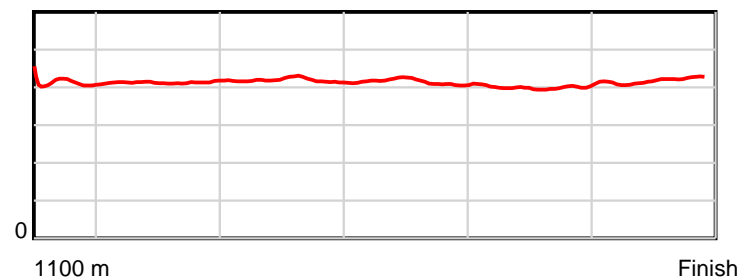
January 25, 2015, Race 7, F&M-SWP, Distance 1100m, Elwick Course Proper - Offset 3m

Result	TAB no.	Horse (Barrier)	1100 to	1000m to	800m to	600m to	400m to	200m to	Total or	Margin
7th	5	Flash Al Moon (7)	1000m	800m	600m	400m	200m	WP	Average	
		Position in running (margin)	-	10(4.1)	10(6.0)	10(5.9)	9(4.6)	8(3.8)		4.60
		Sectional time (s)	9.62	10.83	11.12	11.53	11.46	11.67		
		Cumulative time (s)	66.23	56.61	45.78	34.66	23.13	11.67	1:06.23	
		Speed (m/s)	10.39	18.47	17.99	17.35	17.45	17.14	16.61	
		Stride length (m)	4.49	7.61	7.53	7.18	6.98	7.17	6.89	
		Stride duration (s)	0.426	0.412	0.419	0.414	0.400	0.418	0.415	
		Stride efficiency (%)	31.50	90.41	88.61	80.51	76.09	80.28	74.29	
		Stride count	22.27	26.29	26.56	27.86	28.66	27.90	159.54	

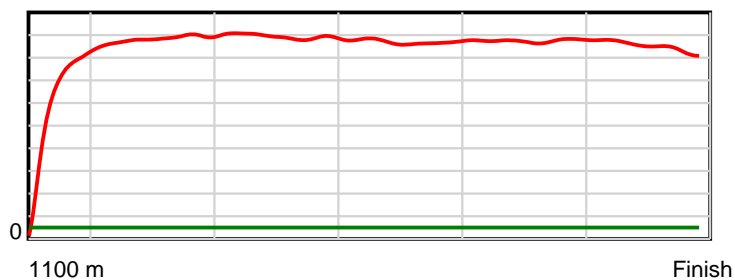
10 m Stride length



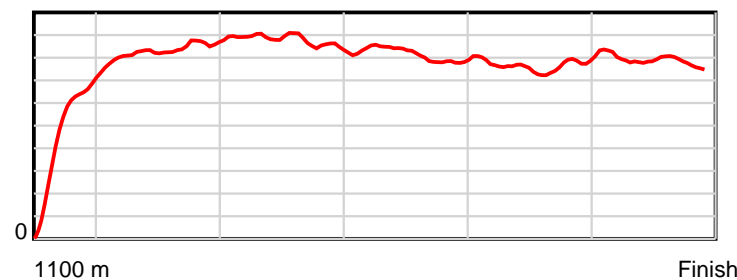
0.6 s Stride duration



20 m/sec Speed



100 % Stride efficiency



Note: Horizontal distance axis grid lines are 200m furlongs.

Disclaimer.

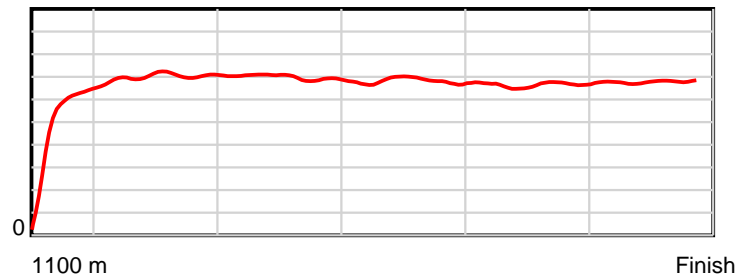
Tasracing Pty Ltd and Thoroughbred Ratings Pty Ltd accepts no responsibility for the completeness or accuracy of any of the information contained herein, and makes no representations about its suitability for any particular purpose. Users should make their own judgements about those matters and/or seek independent advice. You assume all risks associated with use of the data provided on this page.

Race Results

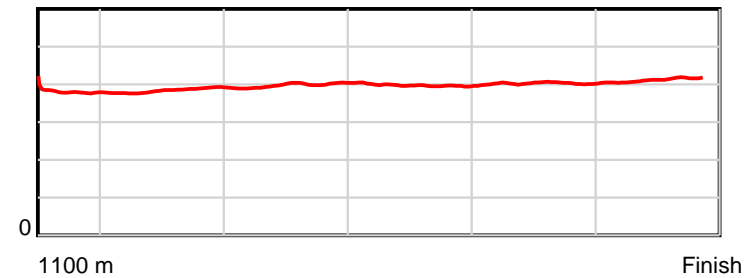
January 25, 2015, Race 7, F&M-SWP, Distance 1100m, Elwick Course Proper - Offset 3m

Result	TAB no.	Horse (Barrier)	1100 to	1000m to	800m to	600m to	400m to	200m to	Total or	Margin
8th	10	Savvy Princess (5)	1000m	800m	600m	400m	200m	WP	Average	
		Position in running (margin)	-	3(0.6)	2(0.5)	4(1.2)	3(1.4)	9(4.3)		6.60
		Sectional time (s)	9.01	10.48	11.26	11.78	12.06	12.00		
		Cumulative time (s)	66.60	57.59	47.10	35.84	24.06	12.00	1:06.59	
		Speed (m/s)	11.10	19.08	17.76	16.98	16.58	16.67	16.52	
		Stride length (m)	4.39	7.31	7.05	6.75	6.67	6.86	6.58	
		Stride duration (s)	0.392	0.383	0.397	0.398	0.402	0.412	0.398	
		Stride efficiency (%)	30.08	83.61	77.73	71.13	69.44	73.63	67.58	
		Stride count	22.79	27.34	28.36	29.64	30.00	29.14	167.27	

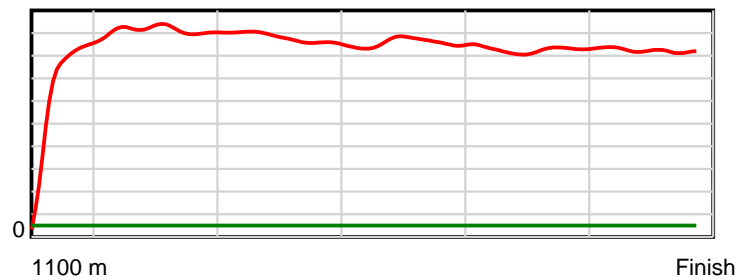
10 m Stride length



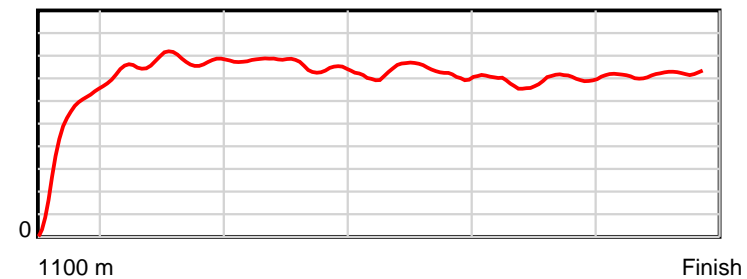
0.6 s Stride duration



20 m/sec Speed



100 % Stride efficiency



Note: Horizontal distance axis grid lines are 200m furlongs.

Disclaimer.

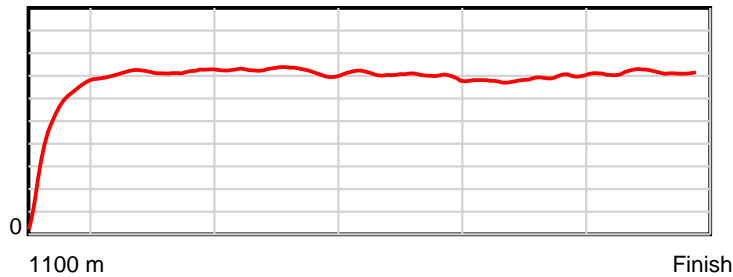
Tasracing Pty Ltd and Thoroughbred Ratings Pty Ltd accepts no responsibility for the completeness or accuracy of any of the information contained herein, and makes no representations about its suitability for any particular purpose. Users should make their own judgements about those matters and/or seek independent advice. You assume all risks associated with use of the data provided on this page.

Race Results

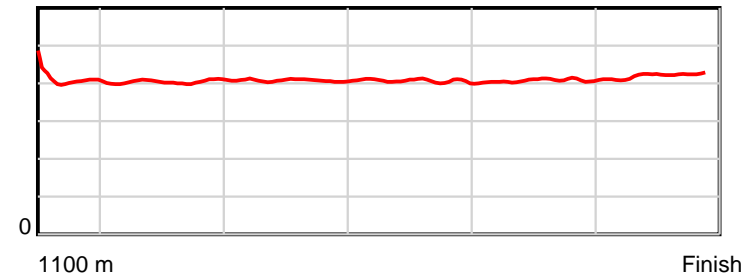
January 25, 2015, Race 7, F&M-SWP, Distance 1100m, Elwick Course Proper - Offset 3m

Result	TAB no.	Horse (Barrier)	1100 to	1000m to	800m to	600m to	400m to	200m to	Total or	Margin
9th	8	Heartbreak Las... (10)	1000m	800m	600m	400m	200m	WP	Average	
		Position in running (margin)	-	9(4.0)	11(6.5)	11(7.0)	11(6.0)	11(6.7)		8.60
		Sectional time (s)	9.83	10.93	11.22	11.58	11.70	11.70		
		Cumulative time (s)	66.97	57.14	46.21	34.99	23.41	11.70	1:06.96	
		Speed (m/s)	10.17	18.30	17.83	17.27	17.09	17.09	16.43	
		Stride length (m)	4.44	7.40	7.25	7.01	6.95	7.19	6.78	
		Stride duration (s)	0.421	0.404	0.407	0.406	0.407	0.421	0.413	
		Stride efficiency (%)	30.78	85.53	82.17	76.74	75.54	80.70	71.80	
		Stride count	22.53	27.03	27.58	28.54	28.77	27.83	162.28	

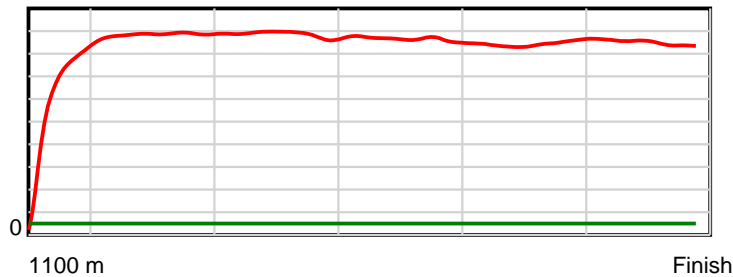
10 m Stride length



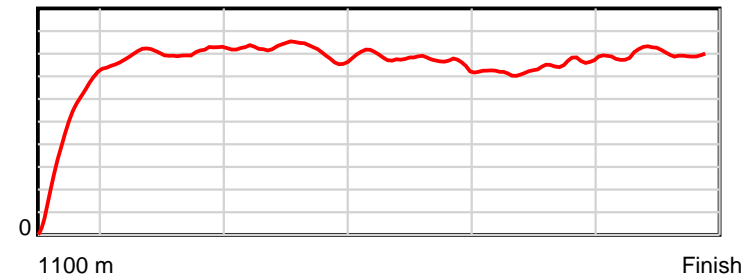
0.6 s Stride duration



20 m/sec Speed



100 % Stride efficiency



Note: Horizontal distance axis grid lines are 200m furlongs.

Disclaimer.

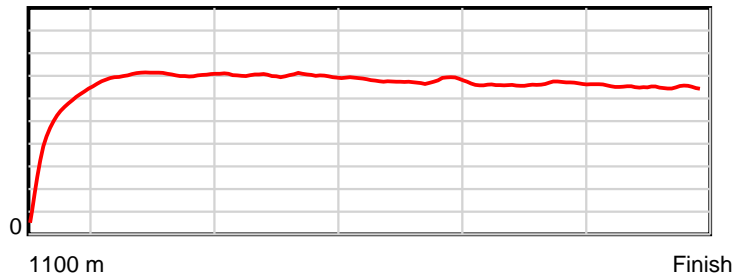
Tasracing Pty Ltd and Thoroughbred Ratings Pty Ltd accepts no responsibility for the completeness or accuracy of any of the information contained herein, and makes no representations about its suitability for any particular purpose. Users should make their own judgements about those matters and/or seek independent advice. You assume all risks associated with use of the data provided on this page.

Race Results

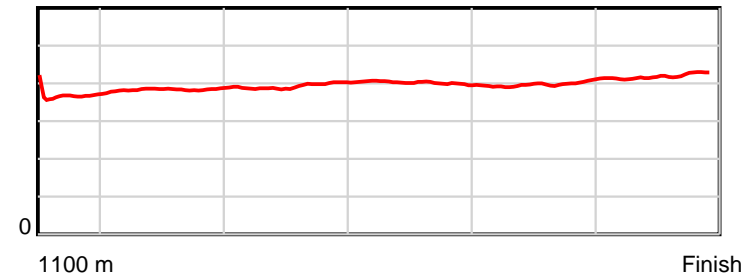
January 25, 2015, Race 7, F&M-SWP, Distance 1100m, Elwick Course Proper - Offset 3m

Result	TAB no.	Horse (Barrier)	1100 to	1000m to	800m to	600m to	400m to	200m to	Total or	Margin
10th	9	Miss Elsa (4)	1000m	800m	600m	400m	200m	WP	Average	
		Position in running (margin)	-	1(0.0)	1(0.0)	1(0.0)	1(0.0)	6(2.4)		8.80
		Sectional time (s)	8.93	10.51	11.13	11.76	11.98	12.70		
		Cumulative time (s)	67.01	58.08	47.57	36.44	24.68	12.70	1:07.01	
		Speed (m/s)	11.20	19.03	17.97	17.01	16.69	15.75	16.42	
		Stride length (m)	4.24	7.29	7.05	6.83	6.63	6.59	6.50	
		Stride duration (s)	0.376	0.383	0.392	0.402	0.397	0.419	0.396	
		Stride efficiency (%)	28.07	82.96	77.59	72.93	68.78	67.92	66.05	
		Stride count	23.60	27.45	28.38	29.28	30.15	30.34	169.20	

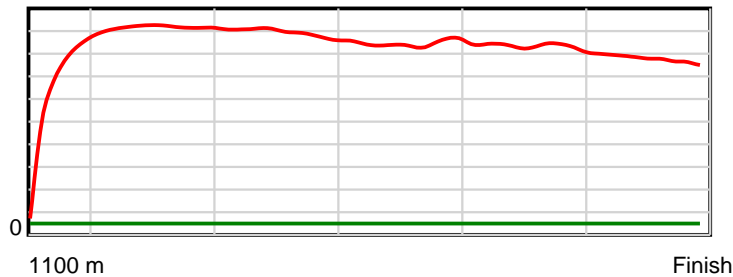
10 m Stride length



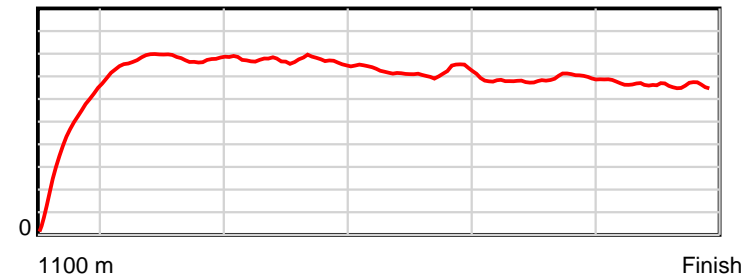
0.6 s Stride duration



20 m/sec Speed



100 % Stride efficiency



Note: Horizontal distance axis grid lines are 200m furlongs.

Disclaimer.

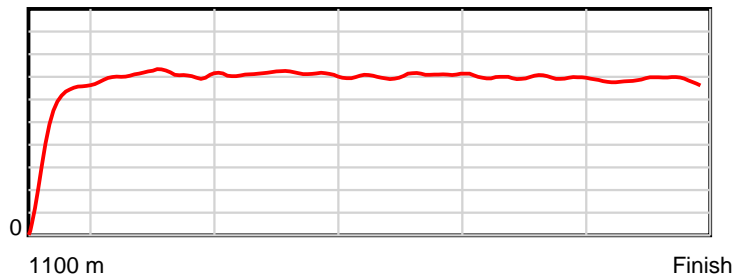
Tasracing Pty Ltd and Thoroughbred Ratings Pty Ltd accepts no responsibility for the completeness or accuracy of any of the information contained herein, and makes no representations about its suitability for any particular purpose. Users should make their own judgements about those matters and/or seek independent advice. You assume all risks associated with use of the data provided on this page.

Race Results

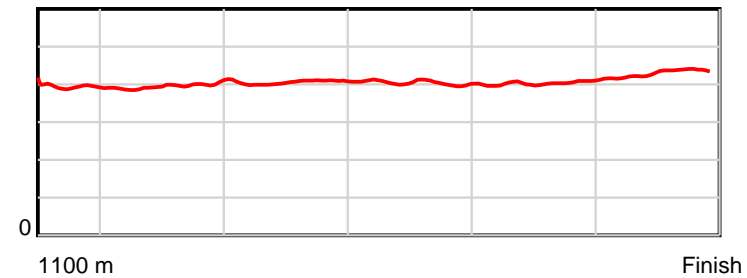
January 25, 2015, Race 7, F&M-SWP, Distance 1100m, Elwick Course Proper - Offset 3m

Result	TAB no.	Horse (Barrier)	1100 to	1000m to	800m to	600m to	400m to	200m to	Total or	Margin
11th	4	My Temptation (11)	1000m	800m	600m	400m	200m	WP	Average	
		Position in running (margin)	-	8(3.8)	8(3.7)	7(4.0)	8(3.5)	10(4.7)		10.10
		Sectional time (s)	9.67	10.49	11.18	11.67	11.79	12.45		
		Cumulative time (s)	67.25	57.58	47.10	35.91	24.24	12.45	1:07.25	
		Speed (m/s)	10.34	19.07	17.89	17.14	16.96	16.06	16.36	
		Stride length (m)	4.21	7.52	7.25	6.92	6.82	6.89	6.66	
		Stride duration (s)	0.404	0.394	0.406	0.404	0.402	0.429	0.407	
		Stride efficiency (%)	27.75	88.27	82.22	74.87	72.75	74.08	69.32	
		Stride count	23.73	26.61	27.57	28.89	29.31	29.05	165.16	

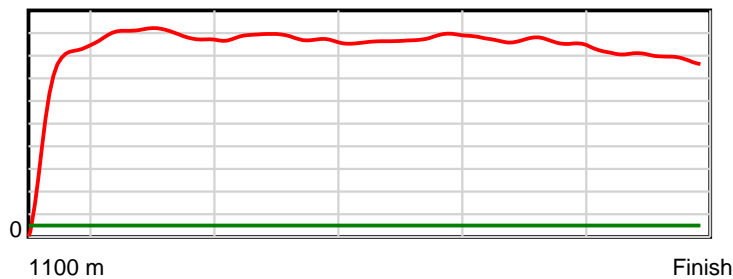
10 m Stride length



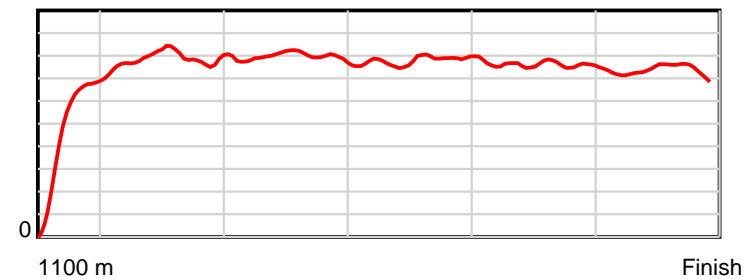
0.6 s Stride duration



20 m/sec Speed



100 % Stride efficiency



Note: Horizontal distance axis grid lines are 200m furlongs.

Disclaimer.

Tasracing Pty Ltd and Thoroughbred Ratings Pty Ltd accepts no responsibility for the completeness or accuracy of any of the information contained herein, and makes no representations about its suitability for any particular purpose. Users should make their own judgements about those matters and/or seek independent advice. You assume all risks associated with use of the data provided on this page.