



Race Results

Tasmanian Turf Club, Launceston, February 11, 2015

Compilation date: February 12, 2015, 11:18:24 AM (EST)

Copyright © 2015 Tasracing Pty Ltd. All rights reserved.

Trademarks.

StrideMASTER is a registered trademark of Thoroughbred Ratings Pty Ltd.

Disclaimer.

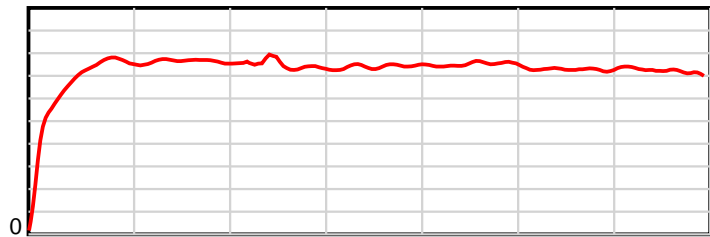
Tasracing Pty Ltd and Thoroughbred Ratings Pty Ltd accepts no responsibility for the completeness or accuracy of any of the information contained herein, and makes no representations about its suitability for any particular purpose. Users should make their own judgements about those matters and/or seek independent advice. You assume all risks associated with use of the data provided on this page.

Race Results

February 11, 2015, Race 1, MDN-SW, Distance 1420m, Mowbray - Offset 4m

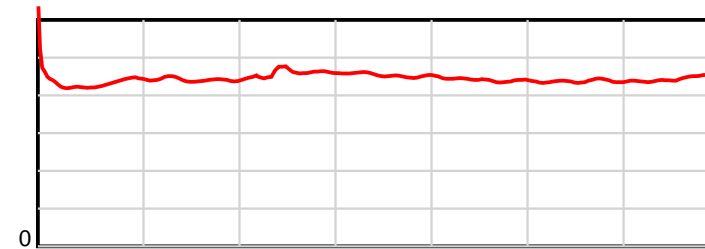
Result	TAB no.	Horse (Barrier)	1420 to	1400m to	1200m to	1000m to	800m to	600m to	400m to	200m to	Total or	Margin
1st	6	What a Buzz (2)	1400m	1200m	1000m	800m	600m	400m	200m	WP	Average	
		Position in running (margin)	-	3(0.0)	3(0.0)	3(0.0)	2(0.0)	2(0.0)	2(0.0)	2(0.0)		0.00
		Sectional time (s)	2.35	12.12	11.48	12.53	12.67	11.76	12.31	12.26		
		Cumulative time (s)	87.47	85.12	73.01	61.53	49.00	36.33	24.57	12.26	1:27.47	
		Speed (m/s)	8.51	16.50	17.42	15.96	15.79	17.01	16.25	16.31	16.23	
		Stride length (m)	4.06	7.11	7.69	7.09	7.17	7.50	7.10	7.25	7.18	
		Stride duration (s)	0.477	0.431	0.441	0.444	0.454	0.441	0.437	0.444	0.443	
		Stride efficiency (%)	25.76	78.91	92.30	78.46	80.31	87.85	78.85	82.09	80.67	
		Stride count	4.93	28.15	26.02	28.22	27.90	26.67	28.16	27.59	197.64	

10 m Stride length



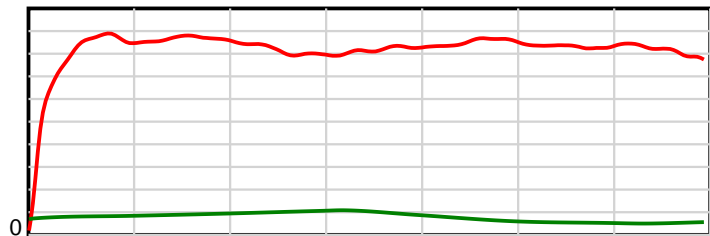
1420 m Finish

0.6 s Stride duration



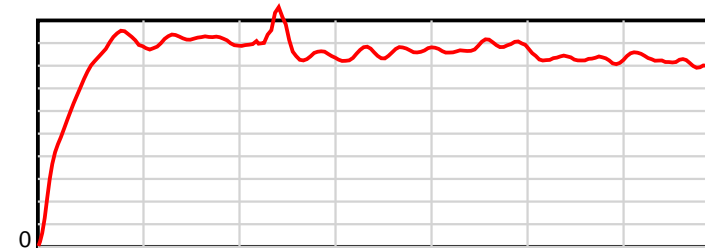
1420 m Finish

20 m/sec Speed



1420 m Finish

100 % Stride efficiency



1420 m Finish

Note: Horizontal distance axis grid lines are 200m furlongs.

Disclaimer.

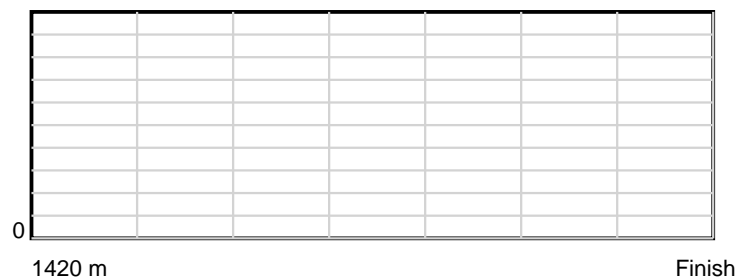
Tasracing Pty Ltd and Thoroughbred Ratings Pty Ltd accepts no responsibility for the completeness or accuracy of any of the information contained herein, and makes no representations about its suitability for any particular purpose. Users should make their own judgements about those matters and/or seek independent advice. You assume all risks associated with use of the data provided on this page.

Race Results


February 11, 2015, Race 1, MDN-SW, Distance 1420m, Mowbray - Offset 4m

Result	TAB no.	Horse (Barrier)	1420 to	1400m to	1200m to	1000m to	800m to	600m to	400m to	200m to	Total or	Margin
2nd	13	Ocean Star (7)	WP	Average								
		Position in running (margin)		0.10								
		Sectional time (s)										
		Cumulative time (s)	1:27.48									
		Speed (m/s)	16.23									
		Stride length (m)	nan									
		Stride duration (s)	nan									
		Stride efficiency (%)	nan									
		Stride count	0.00									

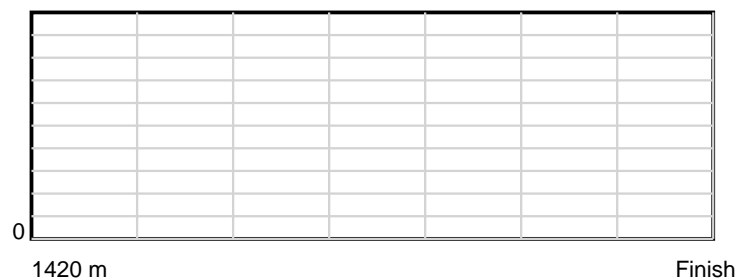
10 m Stride length



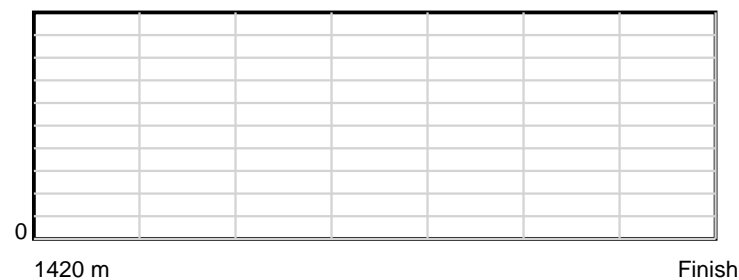
0.6 s Stride duration



20 m/sec Speed



100 % Stride efficiency



Note: Horizontal distance axis grid lines are 200m furlongs.

Disclaimer.

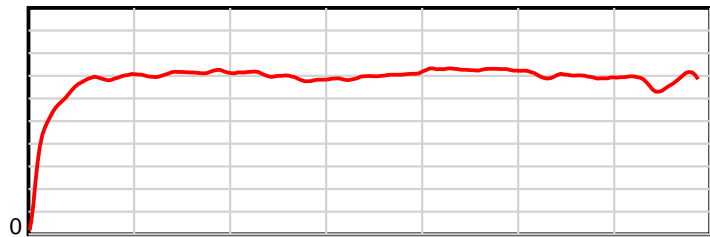
Tasracing Pty Ltd and Thoroughbred Ratings Pty Ltd accepts no responsibility for the completeness or accuracy of any of the information contained herein, and makes no representations about its suitability for any particular purpose. Users should make their own judgements about those matters and/or seek independent advice. You assume all risks associated with use of the data provided on this page.

Race Results

February 11, 2015, Race 1, MDN-SW, Distance 1420m, Mowbray - Offset 4m

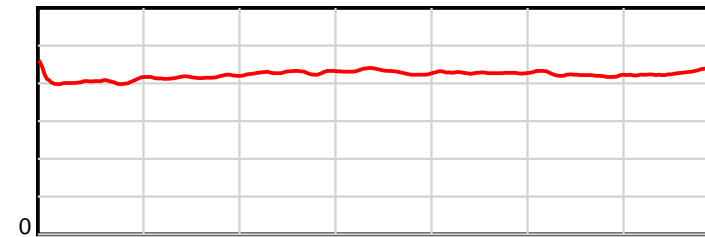
Result	TAB no.	Horse (Barrier)	1420 to	1400m to	1200m to	1000m to	800m to	600m to	400m to	200m to	Total or	Margin
3rd	2	Kompressor (1)	1400m	1200m	1000m	800m	600m	400m	200m	WP	Average	
		Position in running (margin)	-	5(0.0)	4(0.0)	4(0.0)	4(0.0)	4(0.0)	4(0.0)	3(0.0)		0.90
		Sectional time (s)	2.27	12.20	11.70	12.42	12.69	11.69	12.18	12.50		
		Cumulative time (s)	87.64	85.37	73.17	61.47	49.05	36.36	24.68	12.50	1:27.64	
		Speed (m/s)	8.82	16.39	17.09	16.10	15.76	17.11	16.42	16.00	16.20	
		Stride length (m)	3.34	6.60	7.12	6.89	6.79	7.32	6.94	6.83	6.82	
		Stride duration (s)	0.429	0.403	0.416	0.428	0.431	0.428	0.423	0.427	0.421	
		Stride efficiency (%)	17.40	68.17	79.14	74.14	71.99	83.80	75.36	72.84	72.63	
		Stride count	5.99	30.28	28.10	29.04	29.47	27.31	28.80	29.29	208.28	

10 m Stride length



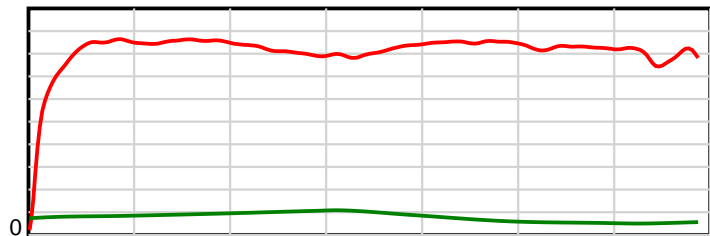
1420 m Finish

0.6 s Stride duration



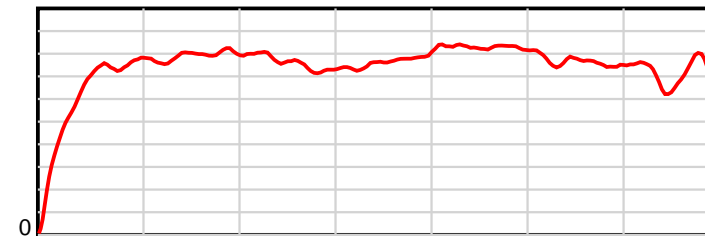
1420 m Finish

20 m/sec Speed



1420 m Finish

100 % Stride efficiency



1420 m Finish

Note: Horizontal distance axis grid lines are 200m furlongs.

Disclaimer.

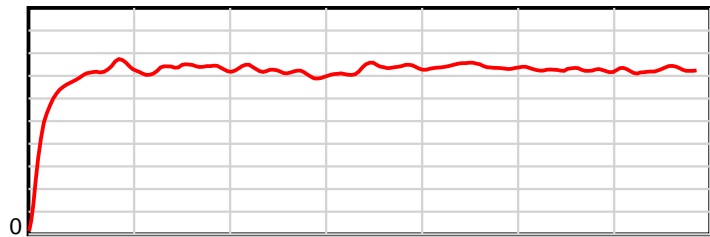
Tasracing Pty Ltd and Thoroughbred Ratings Pty Ltd accepts no responsibility for the completeness or accuracy of any of the information contained herein, and makes no representations about its suitability for any particular purpose. Users should make their own judgements about those matters and/or seek independent advice. You assume all risks associated with use of the data provided on this page.

Race Results

February 11, 2015, Race 1, MDN-SW, Distance 1420m, Mowbray - Offset 4m

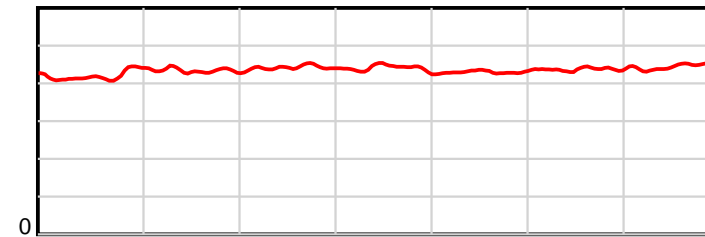
Result	TAB no.	Horse (Barrier)	1420 to	1400m to	1200m to	1000m to	800m to	600m to	400m to	200m to	Total or	Margin
4th	1	Cold Steel (6)	1400m	1200m	1000m	800m	600m	400m	200m	WP	Average	
		Position in running (margin)	-	13(0.0)	13(0.0)	7(0.0)	6(0.0)	5(0.0)	5(0.0)	5(0.0)		3.40
		Sectional time (s)	4.10	11.27	11.57	12.40	12.56	11.55	12.38	12.27		
		Cumulative time (s)	88.10	84.00	72.73	61.15	48.75	36.19	24.65	12.27	1:28.09	
		Speed (m/s)	4.87	17.75	17.29	16.13	15.92	17.32	16.16	16.30	16.12	
		Stride length (m)	2.14	7.37	7.52	7.09	7.03	7.42	7.05	7.24	7.00	
		Stride duration (s)	0.445	0.415	0.435	0.440	0.442	0.428	0.436	0.444	0.435	
		Stride efficiency (%)	7.14	84.76	88.32	78.61	77.26	85.98	77.66	81.81	76.67	
		Stride count	9.36	27.16	26.60	28.20	28.44	26.96	28.37	27.64	202.73	

10 m Stride length



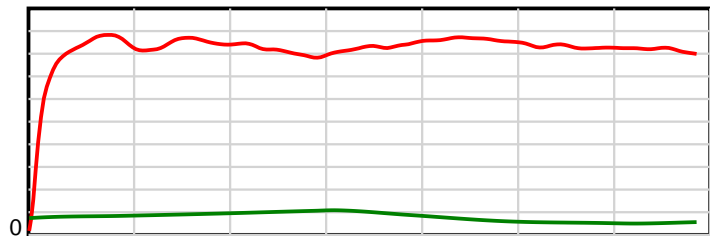
1420 m Finish

0.6 s Stride duration



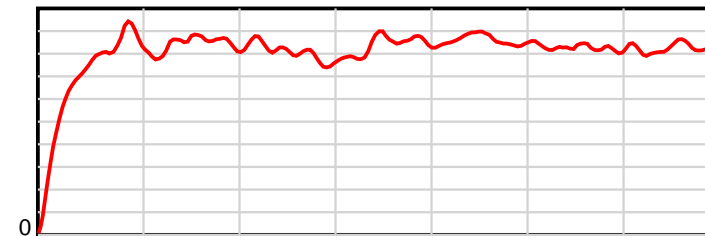
1420 m Finish

20 m/sec Speed



1420 m Finish

100 % Stride efficiency



1420 m Finish

Note: Horizontal distance axis grid lines are 200m furlongs.

Disclaimer.

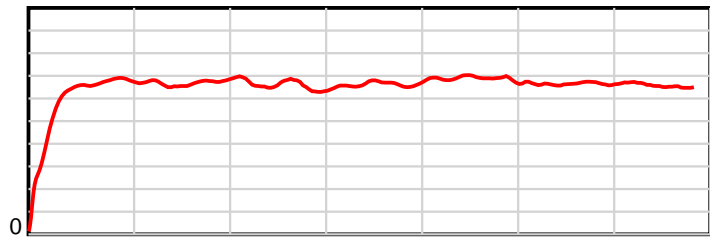
Tasracing Pty Ltd and Thoroughbred Ratings Pty Ltd accepts no responsibility for the completeness or accuracy of any of the information contained herein, and makes no representations about its suitability for any particular purpose. Users should make their own judgements about those matters and/or seek independent advice. You assume all risks associated with use of the data provided on this page.

Race Results

February 11, 2015, Race 1, MDN-SW, Distance 1420m, Mowbray - Offset 4m

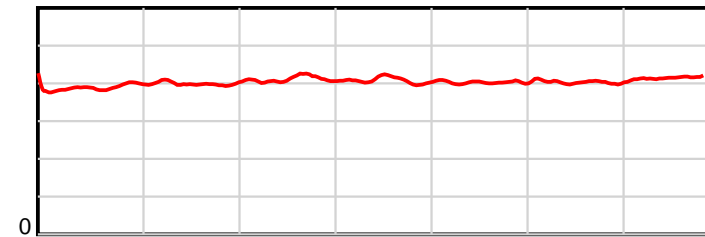
Result	TAB no.	Horse (Barrier)	1420 to	1400m to	1200m to	1000m to	800m to	600m to	400m to	200m to	Total or	Margin
5th	3	Our Al Beezee (9)	1400m	1200m	1000m	800m	600m	400m	200m	WP	Average	
		Position in running (margin)	-	11(0.0)	5(0.0)	6(0.0)	8(0.0)	8(0.0)	8(0.0)	6(0.0)		5.90
		Sectional time (s)	3.18	11.49	11.97	12.80	12.68	11.48	12.34	12.63		
		Cumulative time (s)	88.57	85.39	73.90	61.93	49.13	36.44	24.97	12.63	1:28.56	
		Speed (m/s)	6.28	17.41	16.71	15.62	15.77	17.42	16.21	15.84	16.03	
		Stride length (m)	2.50	6.73	6.65	6.40	6.43	7.02	6.51	6.55	6.46	
		Stride duration (s)	0.405	0.387	0.398	0.410	0.408	0.403	0.402	0.414	0.403	
		Stride efficiency (%)	9.80	70.78	69.05	64.04	64.56	77.11	66.31	67.02	65.19	
		Stride count	7.98	29.72	30.09	31.24	31.12	28.47	30.70	30.54	219.86	

10 m Stride length



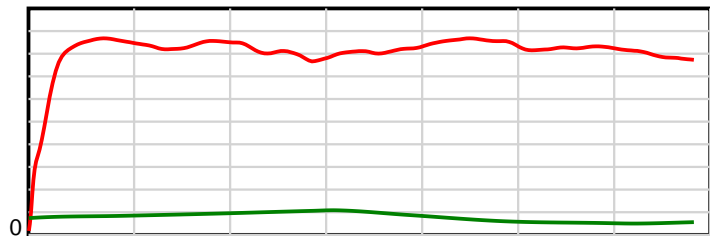
1420 m Finish

0.6 s Stride duration



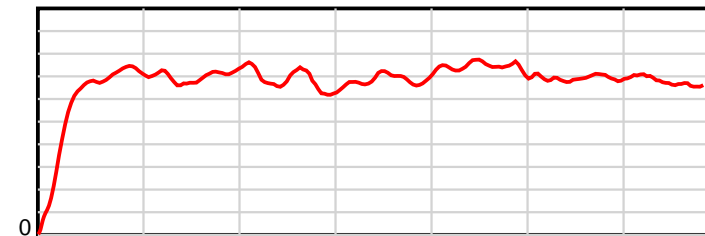
1420 m Finish

20 m/sec Speed



1420 m Finish

100 % Stride efficiency



1420 m Finish

Note: Horizontal distance axis grid lines are 200m furlongs.

Disclaimer.

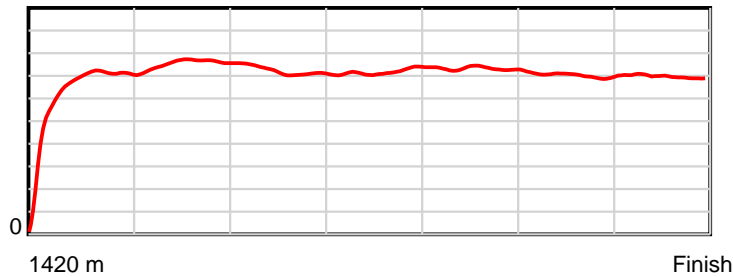
Tasracing Pty Ltd and Thoroughbred Ratings Pty Ltd accepts no responsibility for the completeness or accuracy of any of the information contained herein, and makes no representations about its suitability for any particular purpose. Users should make their own judgements about those matters and/or seek independent advice. You assume all risks associated with use of the data provided on this page.

Race Results

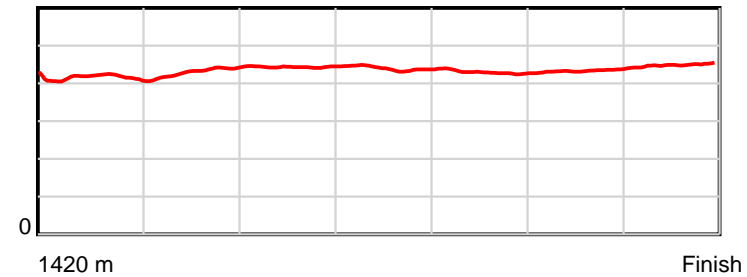
February 11, 2015, Race 1, MDN-SW, Distance 1420m, Mowbray - Offset 4m

Result	TAB no.	Horse (Barrier)	1420 to	1400m to	1200m to	1000m to	800m to	600m to	400m to	200m to	Total or	Margin
6th	14	Chelsarli (12)	1400m	1200m	1000m	800m	600m	400m	200m	WP	Average	
		Position in running (margin)	-	2(0.0)	2(0.0)	2(0.0)	3(0.0)	3(0.0)	3(0.0)	4(0.0)		6.40
		Sectional time (s)	2.35	12.05	11.50	12.65	12.81	11.70	12.72	12.89		
		Cumulative time (s)	88.67	86.32	74.27	62.76	50.12	37.31	25.61	12.89	1:28.67	
		Speed (m/s)	8.51	16.60	17.39	15.81	15.61	17.09	15.72	15.52	16.01	
		Stride length (m)	3.78	6.90	7.41	7.02	6.87	7.35	6.80	6.98	6.95	
		Stride duration (s)	0.436	0.415	0.426	0.444	0.440	0.430	0.433	0.450	0.434	
		Stride efficiency (%)	22.38	74.35	85.72	76.96	73.77	84.45	72.25	76.03	75.58	
		Stride count	5.28	29.00	27.00	28.50	29.11	27.21	29.41	28.67	204.18	

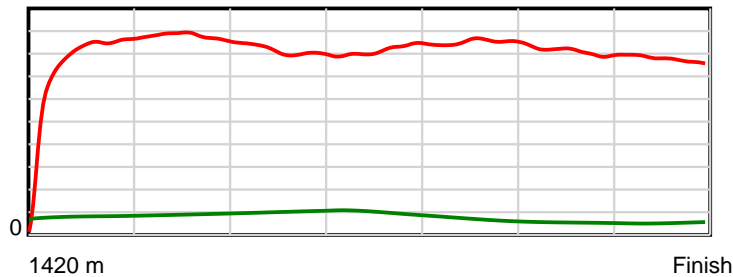
10 m Stride length



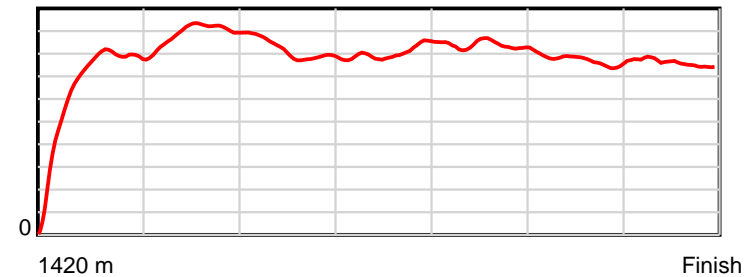
0.6 s Stride duration



20 m/sec Speed



100 % Stride efficiency



Note: Horizontal distance axis grid lines are 200m furlongs.

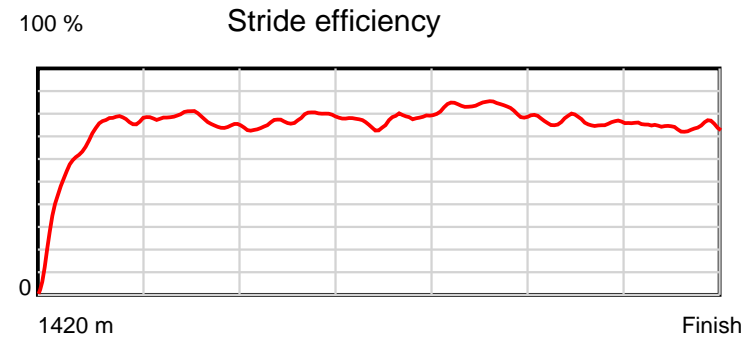
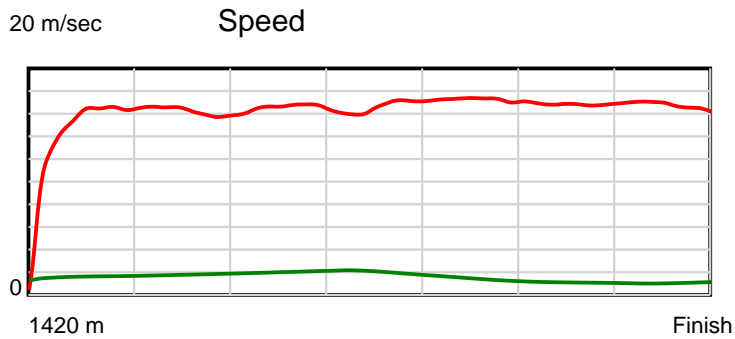
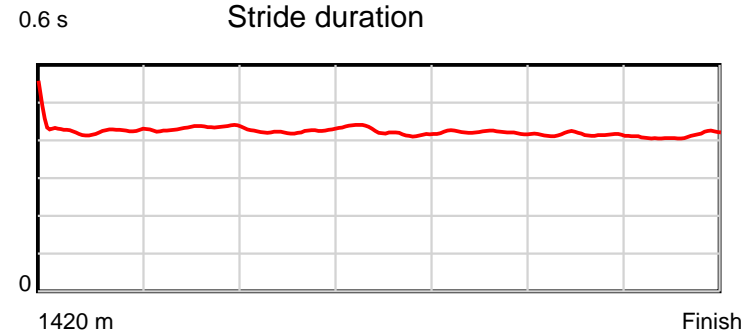
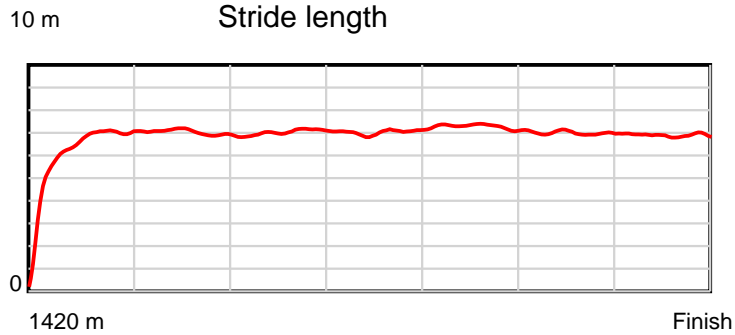
Disclaimer.

Tasracing Pty Ltd and Thoroughbred Ratings Pty Ltd accepts no responsibility for the completeness or accuracy of any of the information contained herein, and makes no representations about its suitability for any particular purpose. Users should make their own judgements about those matters and/or seek independent advice. You assume all risks associated with use of the data provided on this page.

Race Results

February 11, 2015, Race 1, MDN-SW, Distance 1420m, Mowbray - Offset 4m

Result	TAB no.	Horse (Barrier)	1420 to	1400m to	1200m to	1000m to	800m to	600m to	400m to	200m to	Total or	Margin
7th	12	Mayan Sun (13)	1400m	1200m	1000m	800m	600m	400m	200m	WP	Average	
		Position in running (margin)	-	4(0.0)	11(0.0)	12(0.0)	12(0.0)	11(0.0)	12(0.0)	13(0.0)		6.60
		Sectional time (s)	2.45	12.73	12.35	12.50	12.60	11.61	12.48	11.99		
		Cumulative time (s)	88.71	86.26	73.53	61.17	48.67	36.08	24.47	11.99	1:28.70	
		Speed (m/s)	8.17	15.71	16.19	16.00	15.87	17.23	16.03	16.68	16.01	
		Stride length (m)	4.16	6.67	7.01	6.79	6.73	7.27	6.65	6.89	6.79	
		Stride duration (s)	0.502	0.425	0.433	0.424	0.424	0.422	0.415	0.413	0.424	
		Stride efficiency (%)	27.00	69.51	76.68	71.95	70.72	82.61	69.08	74.25	72.02	
		Stride count	4.81	29.99	28.55	29.47	29.73	27.51	30.08	29.02	209.16	



Note: Horizontal distance axis grid lines are 200m furlongs.

Disclaimer.

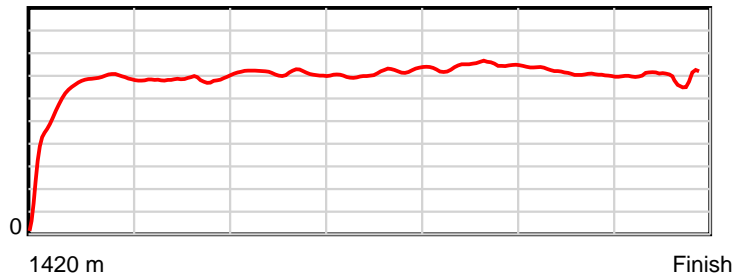
Tasracing Pty Ltd and Thoroughbred Ratings Pty Ltd accepts no responsibility for the completeness or accuracy of any of the information contained herein, and makes no representations about its suitability for any particular purpose. Users should make their own judgements about those matters and/or seek independent advice. You assume all risks associated with use of the data provided on this page.

Race Results

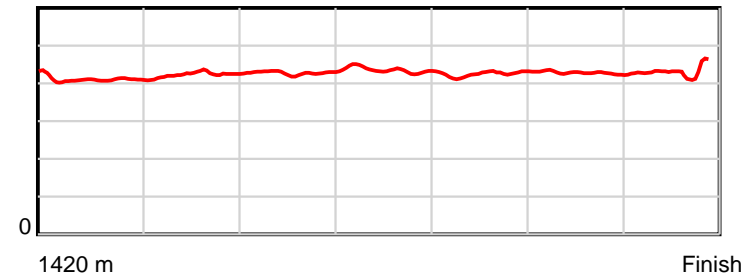
February 11, 2015, Race 1, MDN-SW, Distance 1420m, Mowbray - Offset 4m

Result	TAB no.	Horse (Barrier)	1420 to	1400m to	1200m to	1000m to	800m to	600m to	400m to	200m to	Total or	Margin
8th	5	Shinziggy (5)	1400m	1200m	1000m	800m	600m	400m	200m	WP	Average	
		Position in running (margin)	-	10(0.0)	10(0.0)	11(0.0)	11(0.0)	12(0.0)	10(0.0)	8(0.0)		6.80
		Sectional time (s)	3.32	12.02	12.31	12.44	12.73	11.31	12.39	12.23		
		Cumulative time (s)	88.74	85.42	73.40	61.09	48.66	35.93	24.62	12.23	1:28.73	
		Speed (m/s)	6.02	16.64	16.25	16.08	15.71	17.68	16.14	16.35	16.00	
		Stride length (m)	2.55	6.82	6.83	6.87	6.84	7.50	6.90	6.97	6.79	
		Stride duration (s)	0.417	0.410	0.420	0.427	0.435	0.424	0.428	0.426	0.424	
		Stride efficiency (%)	10.17	72.61	72.82	73.81	73.14	87.86	74.48	75.96	72.04	
		Stride count	7.84	29.34	29.30	29.10	29.23	26.67	28.97	28.69	209.14	

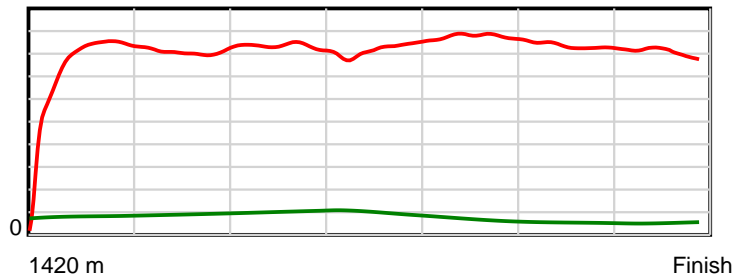
10 m Stride length



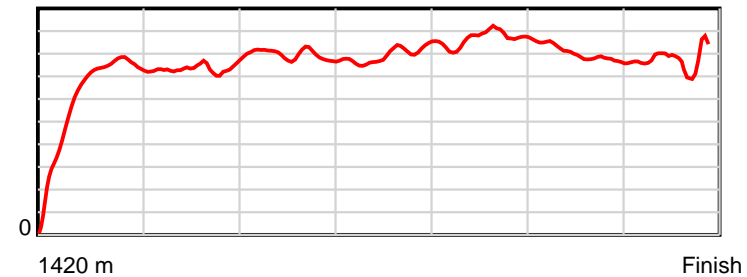
0.6 s Stride duration



20 m/sec Speed



100 % Stride efficiency



Note: Horizontal distance axis grid lines are 200m furlongs.

Disclaimer.

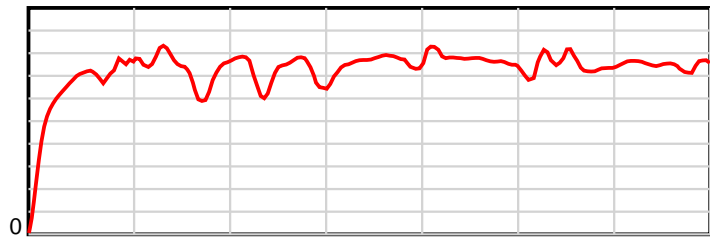
Tasracing Pty Ltd and Thoroughbred Ratings Pty Ltd accepts no responsibility for the completeness or accuracy of any of the information contained herein, and makes no representations about its suitability for any particular purpose. Users should make their own judgements about those matters and/or seek independent advice. You assume all risks associated with use of the data provided on this page.

Race Results

February 11, 2015, Race 1, MDN-SW, Distance 1420m, Mowbray - Offset 4m

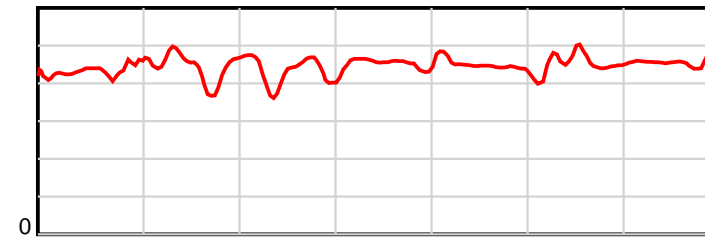
Result	TAB no.	Horse (Barrier)	1420 to	1400m to	1200m to	1000m to	800m to	600m to	400m to	200m to	Total or	Margin
9th	8	Gee Gees Tell ... (8)	1400m	1200m	1000m	800m	600m	400m	200m	WP	Average	
		Position in running (margin)	-	7(0.0)	9(0.0)	10(0.0)	13(0.0)	10(0.0)	9(0.0)	10(0.0)		7.80
		Sectional time (s)	2.80	12.34	12.27	12.68	12.49	11.41	12.50	12.46		
		Cumulative time (s)	88.94	86.14	73.80	61.53	48.86	36.37	24.96	12.46	1:28.94	
		Speed (m/s)	7.15	16.21	16.30	15.77	16.01	17.53	16.00	16.05	15.97	
		Stride length (m)	2.83	6.73	6.97	6.57	7.22	7.80	7.03	7.19	6.91	
		Stride duration (s)	0.379	0.415	0.427	0.416	0.451	0.445	0.439	0.448	0.433	
		Stride efficiency (%)	12.56	70.78	75.84	67.42	81.44	95.01	77.13	80.74	74.56	
		Stride count	7.06	29.72	28.71	30.45	27.70	25.65	28.47	27.82	205.58	

10 m Stride length



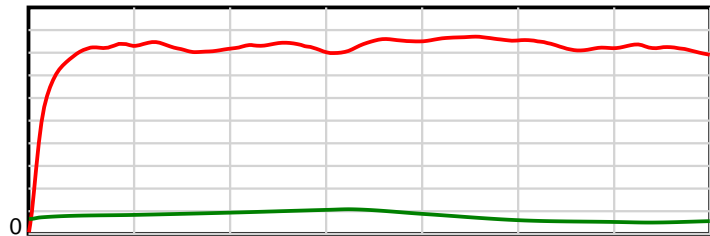
1420 m Finish

0.6 s Stride duration



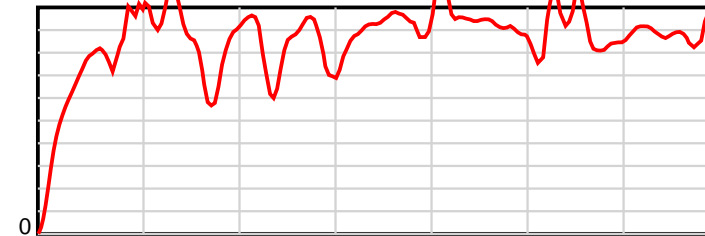
1420 m Finish

20 m/sec Speed



1420 m Finish

100 % Stride efficiency



1420 m Finish

Note: Horizontal distance axis grid lines are 200m furlongs.

Disclaimer.

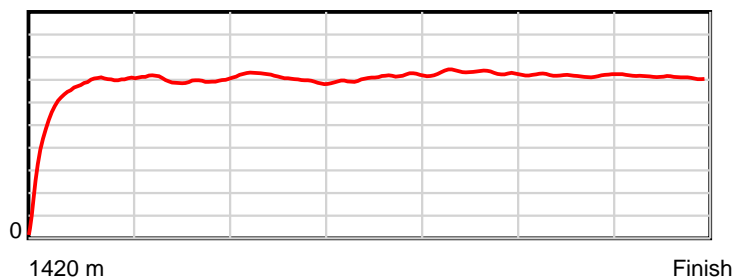
Tasracing Pty Ltd and Thoroughbred Ratings Pty Ltd accepts no responsibility for the completeness or accuracy of any of the information contained herein, and makes no representations about its suitability for any particular purpose. Users should make their own judgements about those matters and/or seek independent advice. You assume all risks associated with use of the data provided on this page.

Race Results

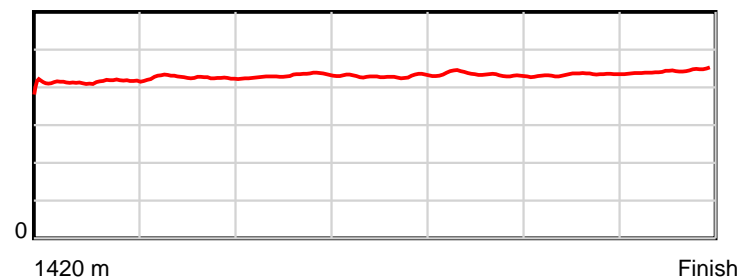
February 11, 2015, Race 1, MDN-SW, Distance 1420m, Mowbray - Offset 4m

Result	TAB no.	Horse (Barrier)	1420 to	1400m to	1200m to	1000m to	800m to	600m to	400m to	200m to	Total or	Margin
10th	4	Rest Upon (4)	1400m	1200m	1000m	800m	600m	400m	200m	WP	Average	
		Position in running (margin)	-	6(0.0)	7(0.0)	9(0.0)	9(0.0)	9(0.0)	11(0.0)	7(0.0)		8.10
		Sectional time (s)	2.64	12.41	12.19	12.51	12.61	11.81	12.22	12.59		
		Cumulative time (s)	88.99	86.35	73.93	61.74	49.24	36.62	24.81	12.59	1:28.98	
		Speed (m/s)	7.57	16.12	16.41	15.99	15.86	16.93	16.37	15.89	15.96	
		Stride length (m)	2.82	6.66	6.98	6.88	6.81	7.34	7.08	7.07	6.83	
		Stride duration (s)	0.374	0.414	0.425	0.430	0.430	0.434	0.433	0.445	0.428	
		Stride efficiency (%)	12.45	69.35	76.08	73.93	72.48	84.29	78.44	78.01	72.84	
		Stride count	7.08	30.02	28.66	29.08	29.37	27.23	28.23	28.31	207.98	

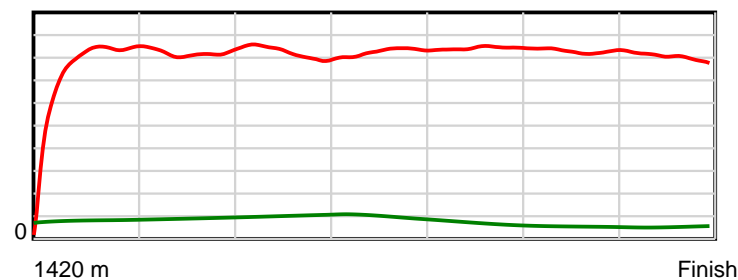
10 m Stride length



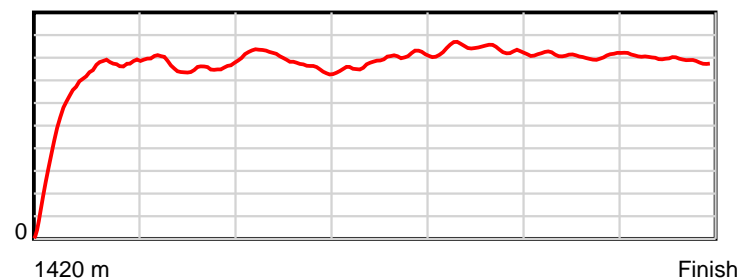
0.6 s Stride duration



20 m/sec Speed



100 % Stride efficiency



Note: Horizontal distance axis grid lines are 200m furlongs.

Disclaimer.

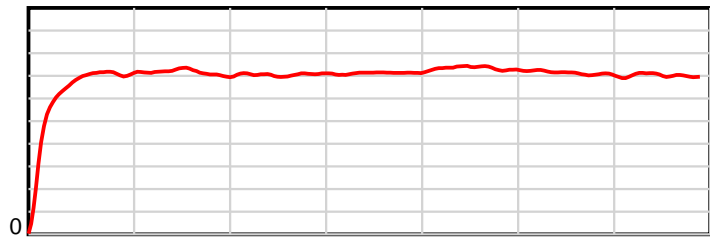
Tasracing Pty Ltd and Thoroughbred Ratings Pty Ltd accepts no responsibility for the completeness or accuracy of any of the information contained herein, and makes no representations about its suitability for any particular purpose. Users should make their own judgements about those matters and/or seek independent advice. You assume all risks associated with use of the data provided on this page.

Race Results

February 11, 2015, Race 1, MDN-SW, Distance 1420m, Mowbray - Offset 4m

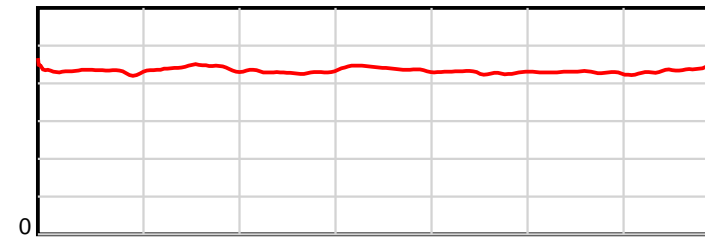
Result	TAB no.	Horse (Barrier)	1420 to	1400m to	1200m to	1000m to	800m to	600m to	400m to	200m to	Total or	Margin
11th	7	Dream Gazer (3)	1400m	1200m	1000m	800m	600m	400m	200m	WP	Average	
		Position in running (margin)	-	8(0.0)	12(0.0)	13(0.0)	10(0.0)	13(0.0)	13(0.0)	12(0.0)		9.10
		Sectional time (s)	3.04	12.36	12.24	12.37	12.78	11.55	12.40	12.45		
		Cumulative time (s)	89.18	86.14	73.78	61.54	49.18	36.40	24.85	12.45	1:29.18	
		Speed (m/s)	6.57	16.18	16.34	16.17	15.65	17.32	16.13	16.06	15.92	
		Stride length (m)	2.93	6.98	7.21	6.94	6.88	7.42	6.93	6.99	6.91	
		Stride duration (s)	0.430	0.432	0.441	0.429	0.440	0.429	0.429	0.435	0.434	
		Stride efficiency (%)	13.42	76.23	81.30	75.33	73.92	86.08	74.96	76.26	74.59	
		Stride count	6.82	28.63	27.73	28.81	29.08	26.95	28.88	28.63	205.53	

10 m Stride length



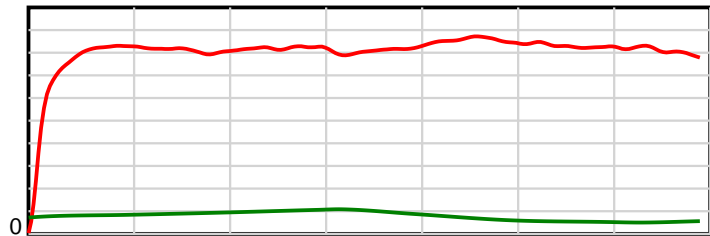
1420 m Finish

0.6 s Stride duration



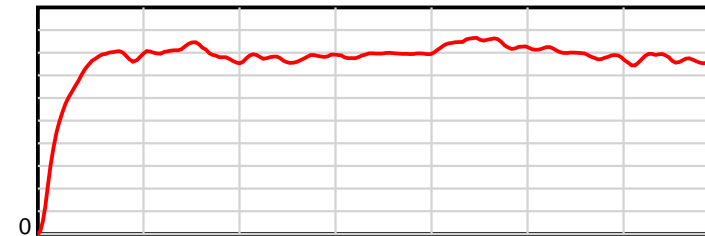
1420 m Finish

20 m/sec Speed



1420 m Finish

100 % Stride efficiency



1420 m Finish

Note: Horizontal distance axis grid lines are 200m furlongs.

Disclaimer.

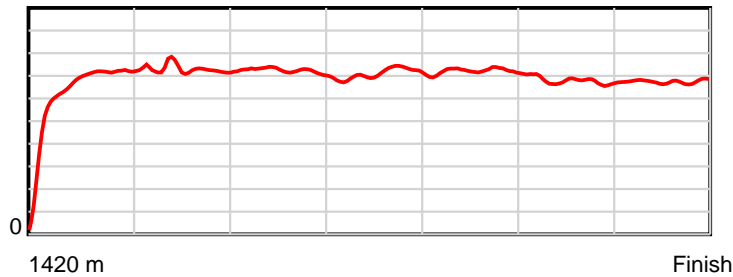
Tasracing Pty Ltd and Thoroughbred Ratings Pty Ltd accepts no responsibility for the completeness or accuracy of any of the information contained herein, and makes no representations about its suitability for any particular purpose. Users should make their own judgements about those matters and/or seek independent advice. You assume all risks associated with use of the data provided on this page.

Race Results

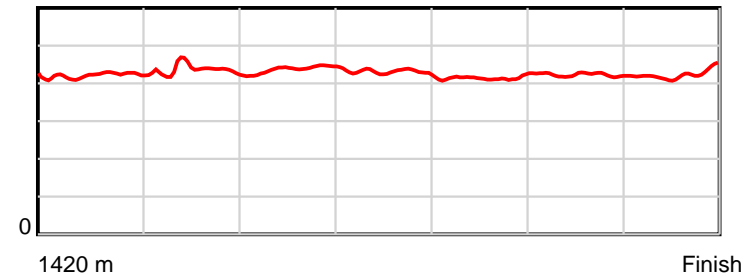
February 11, 2015, Race 1, MDN-SW, Distance 1420m, Mowbray - Offset 4m

Result	TAB no.	Horse (Barrier)	1420 to	1400m to	1200m to	1000m to	800m to	600m to	400m to	200m to	Total or	Margin
12th	9	St de Sales (10)	1400m	1200m	1000m	800m	600m	400m	200m	WP	Average	
		Position in running (margin)	-	9(0.0)	8(0.0)	8(0.0)	7(0.0)	7(0.0)	6(0.0)	11(0.0)		9.90
		Sectional time (s)	3.31	11.95	12.02	12.46	12.55	11.47	12.95	12.63		
		Cumulative time (s)	89.34	86.03	74.08	62.06	49.60	37.05	25.58	12.63	1:29.34	
		Speed (m/s)	6.04	16.74	16.64	16.05	15.94	17.44	15.44	15.84	15.89	
		Stride length (m)	2.67	7.04	7.16	6.98	6.89	7.19	6.52	6.74	6.77	
		Stride duration (s)	0.424	0.420	0.430	0.435	0.432	0.412	0.422	0.425	0.426	
		Stride efficiency (%)	11.15	77.42	80.22	76.18	74.14	80.84	66.43	70.88	71.67	
		Stride count	7.49	28.41	27.91	28.64	29.04	27.81	30.68	29.70	209.68	

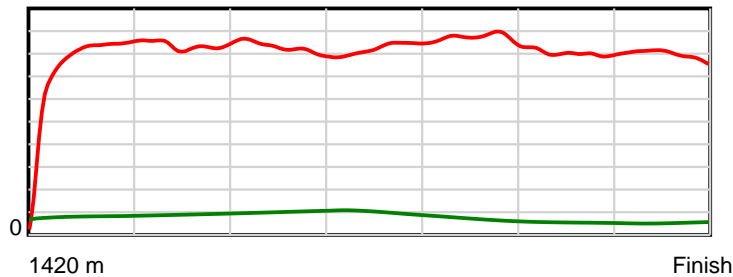
10 m Stride length



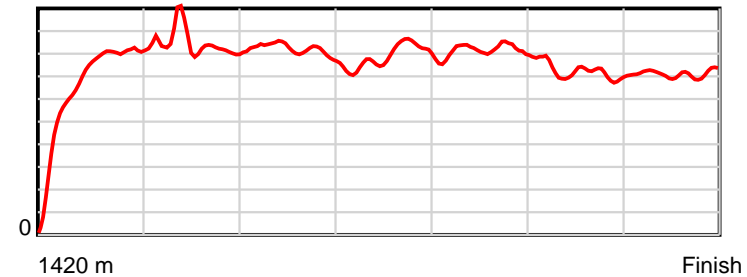
0.6 s Stride duration



20 m/sec Speed



100 % Stride efficiency



Note: Horizontal distance axis grid lines are 200m furlongs.

Disclaimer.

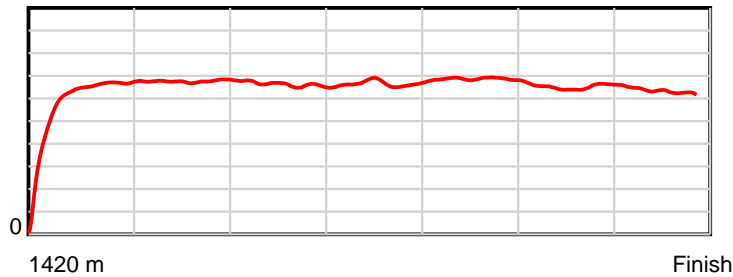
Tasracing Pty Ltd and Thoroughbred Ratings Pty Ltd accepts no responsibility for the completeness or accuracy of any of the information contained herein, and makes no representations about its suitability for any particular purpose. Users should make their own judgements about those matters and/or seek independent advice. You assume all risks associated with use of the data provided on this page.

Race Results

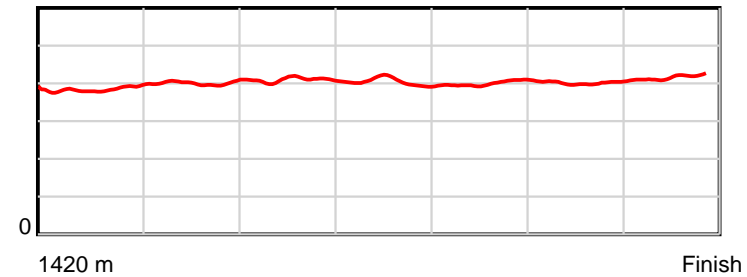
February 11, 2015, Race 1, MDN-SW, Distance 1420m, Mowbray - Offset 4m

Result	TAB no.	Horse (Barrier)	1420 to	1400m to	1200m to	1000m to	800m to	600m to	400m to	200m to	Total or	Margin
13th	11	Joyville (11)	1400m	1200m	1000m	800m	600m	400m	200m	WP	Average	
		Position in running (margin)	-	12(0.0)	6(0.0)	5(0.0)	5(0.0)	6(0.0)	7(0.0)	9(0.0)		10.40
		Sectional time (s)	3.47	11.35	11.66	12.69	12.69	11.62	12.84	13.12		
		Cumulative time (s)	89.44	85.97	74.62	62.96	50.27	37.58	25.96	13.12	1:29.44	
		Speed (m/s)	5.77	17.62	17.15	15.76	15.76	17.21	15.58	15.24	15.88	
		Stride length (m)	2.12	6.74	6.83	6.45	6.40	6.84	6.26	6.35	6.36	
		Stride duration (s)	0.375	0.382	0.398	0.409	0.406	0.398	0.402	0.416	0.400	
		Stride efficiency (%)	7.04	70.89	72.93	65.02	63.94	73.19	61.29	62.95	63.18	
		Stride count	9.42	29.69	29.28	31.00	31.27	29.22	31.93	31.51	223.32	

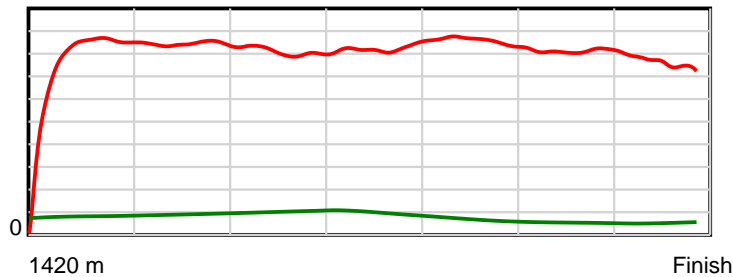
10 m Stride length



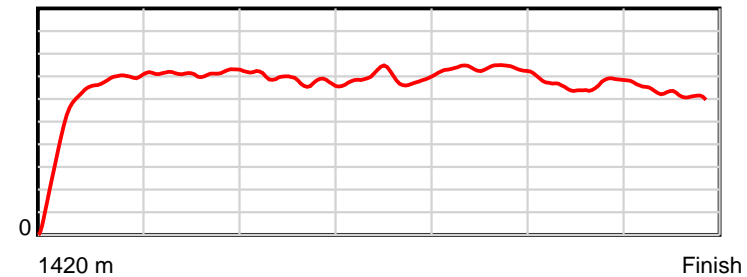
0.6 s Stride duration



20 m/sec Speed



100 % Stride efficiency



Note: Horizontal distance axis grid lines are 200m furlongs.

Disclaimer.

Tasracing Pty Ltd and Thoroughbred Ratings Pty Ltd accepts no responsibility for the completeness or accuracy of any of the information contained herein, and makes no representations about its suitability for any particular purpose. Users should make their own judgements about those matters and/or seek independent advice. You assume all risks associated with use of the data provided on this page.