



Race Results

Tasmanian Turf Club, Launceston, February 11, 2015

Compilation date: February 12, 2015, 11:36:37 AM (EST)

Copyright © 2015 Tasracing Pty Ltd. All rights reserved.

Trademarks.

StrideMASTER is a registered trademark of Thoroughbred Ratings Pty Ltd.

Disclaimer.

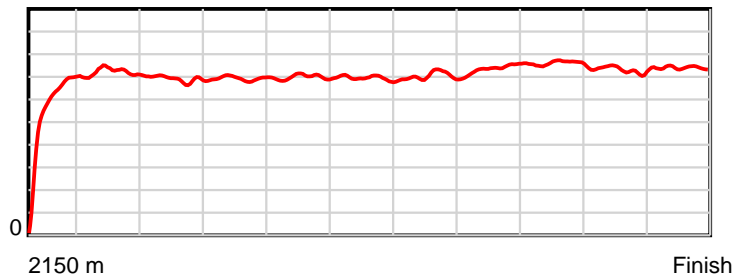
Tasracing Pty Ltd and Thoroughbred Ratings Pty Ltd accepts no responsibility for the completeness or accuracy of any of the information contained herein, and makes no representations about its suitability for any particular purpose. Users should make their own judgements about those matters and/or seek independent advice. You assume all risks associated with use of the data provided on this page.

Race Results

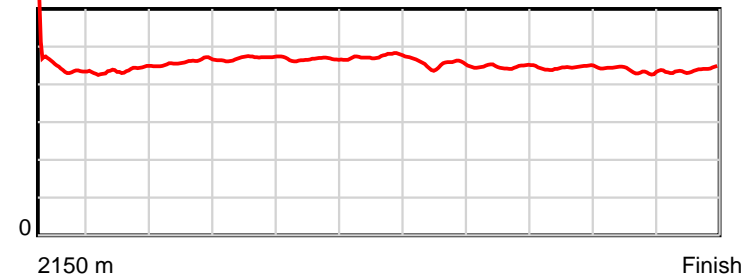
February 11, 2015, Race 8, MDN/CL1-SW, Distance 2150m, Mowbray - Offset 4m

Result	TAB no.	Horse (Barrier)	2150 to	2000m to	1800m to	1600m to	1400m to	1200m to	1000m to	800m to	600m to	400m to	200m to	Total or	Margin
1st	3	Lead Us (3)	2000m	1800m	1600m	1400m	1200m	1000m	800m	600m	400m	200m	WP	Average	
		Position in running (margin)	-	7(5.6)	8(6.7)	8(7.3)	8(6.8)	9(7.4)	8(8.3)	8(6.5)	8(4.5)	6(1.9)	4(0.5)		0.00
		Sectional time (s)	10.93	11.90	13.37	13.48	13.52	13.89	13.49	12.69	11.51	12.50	11.85		
		Cumulative time (s)	139.15	128.22	116.32	102.95	89.46	75.94	62.05	48.56	35.87	24.35	11.85	2:19.15	
		Speed (m/s)	13.72	16.81	14.96	14.84	14.79	14.40	14.83	15.76	17.38	16.00	16.88	15.45	
		Stride length (m)	6.21	7.28	6.84	6.94	6.92	6.80	6.79	7.04	7.73	7.00	7.39	6.99	
		Stride duration (s)	0.452	0.433	0.457	0.468	0.468	0.473	0.458	0.447	0.445	0.438	0.438	0.453	
		Stride efficiency (%)	60.18	82.80	73.07	75.34	74.85	72.32	72.05	77.43	93.28	76.54	85.33	76.45	
		Stride count	24.17	27.48	29.25	28.80	28.90	29.40	29.45	28.41	25.89	28.58	27.06	307.39	

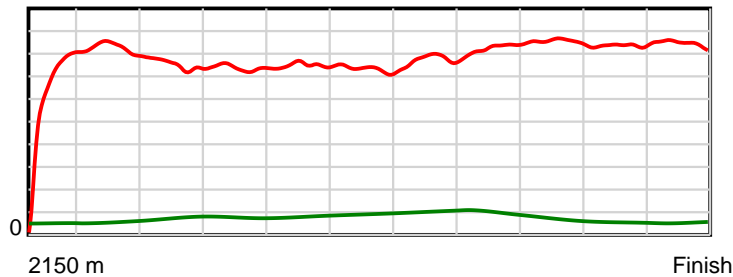
10 m Stride length



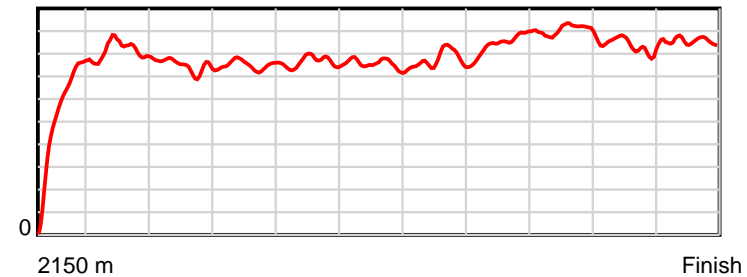
0.6 s Stride duration



20 m/sec Speed



100 % Stride efficiency



Note: Horizontal distance axis grid lines are 200m furlongs.

Disclaimer.

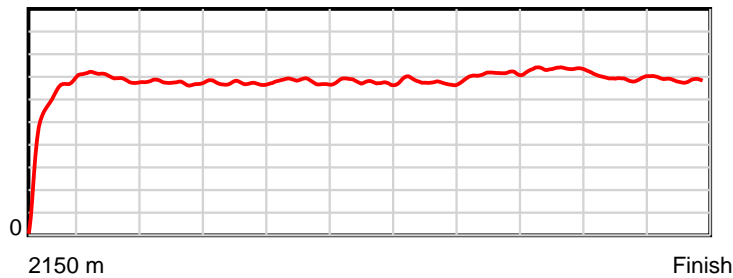
Tasracing Pty Ltd and Thoroughbred Ratings Pty Ltd accepts no responsibility for the completeness or accuracy of any of the information contained herein, and makes no representations about its suitability for any particular purpose. Users should make their own judgements about those matters and/or seek independent advice. You assume all risks associated with use of the data provided on this page.

Race Results

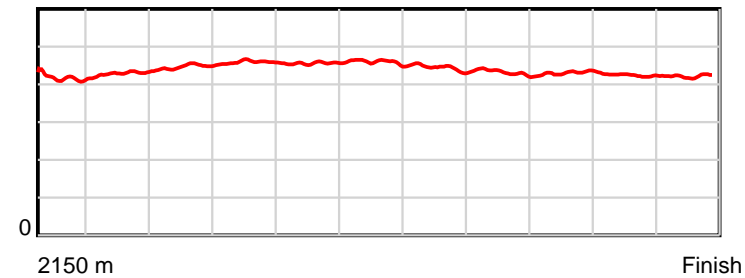
February 11, 2015, Race 8, MDN/CL1-SW, Distance 2150m, Mowbray - Offset 4m

Result	TAB no.	Horse (Barrier)	2150 to	2000m to	1800m to	1600m to	1400m to	1200m to	1000m to	800m to	600m to	400m to	200m to	Total or	Margin
2nd	8	Raky's Late (4)	2000m	1800m	1600m	1400m	1200m	1000m	800m	600m	400m	200m	WP	Average	
		Position in running (margin)	-	8(5.7)	7(6.4)	7(6.0)	7(5.8)	7(6.1)	6(6.4)	7(5.8)	7(3.6)	4(1.5)	2(0.1)		0.20
		Sectional time (s)	10.97	11.83	13.21	13.52	13.48	13.79	13.68	12.67	11.58	12.52	11.93		
		Cumulative time (s)	139.19	128.22	116.39	103.17	89.65	76.16	62.37	48.69	36.03	24.45	11.93	2:19.18	
		Speed (m/s)	13.68	16.91	15.14	14.79	14.84	14.50	14.62	15.79	17.27	15.97	16.76	15.45	
		Stride length (m)	5.74	7.19	6.71	6.76	6.76	6.69	6.52	6.83	7.41	6.80	7.06	6.77	
		Stride duration (s)	0.416	0.426	0.444	0.457	0.456	0.461	0.446	0.433	0.429	0.425	0.421	0.438	
		Stride efficiency (%)	51.54	80.86	70.43	71.44	71.42	69.87	66.36	72.98	85.92	72.18	77.98	71.68	
		Stride count	26.12	27.80	29.79	29.58	29.58	29.91	30.69	29.27	26.97	29.43	28.31	317.45	

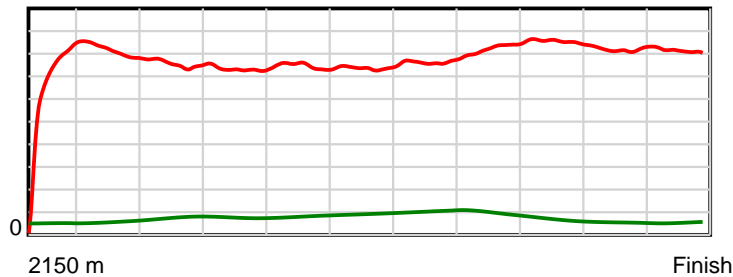
10 m Stride length



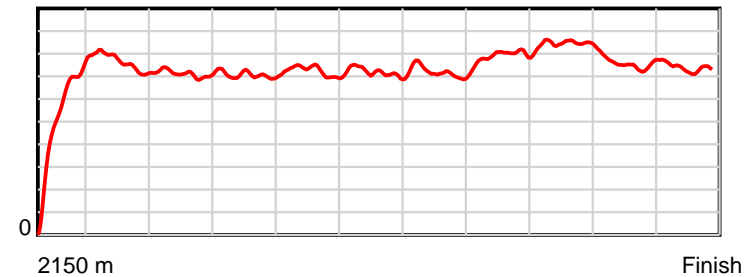
0.6 s Stride duration



20 m/sec Speed



100 % Stride efficiency



Note: Horizontal distance axis grid lines are 200m furlongs.

Disclaimer.

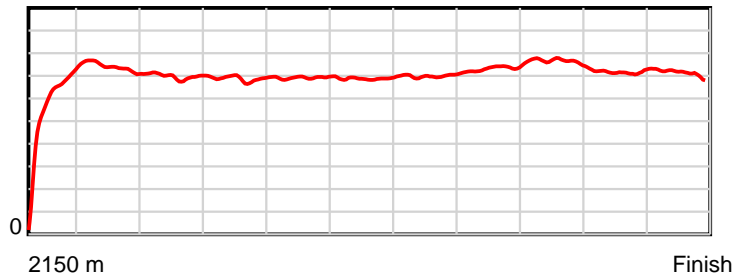
Tasracing Pty Ltd and Thoroughbred Ratings Pty Ltd accepts no responsibility for the completeness or accuracy of any of the information contained herein, and makes no representations about its suitability for any particular purpose. Users should make their own judgements about those matters and/or seek independent advice. You assume all risks associated with use of the data provided on this page.

Race Results

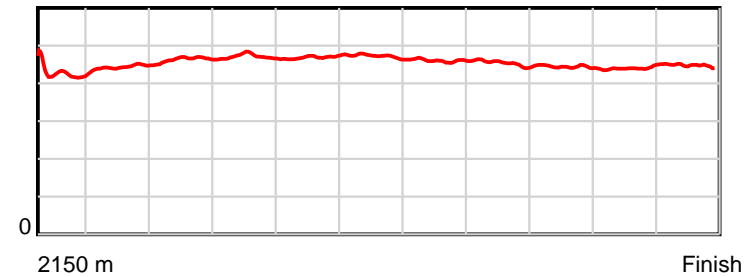
February 11, 2015, Race 8, MDN/CL1-SW, Distance 2150m, Mowbray - Offset 4m

Result	TAB no.	Horse (Barrier)	2150 to	2000m to	1800m to	1600m to	1400m to	1200m to	1000m to	800m to	600m to	400m to	200m to	Total or	Margin
3rd	2	Lake Fergus (1)	2000m	1800m	1600m	1400m	1200m	1000m	800m	600m	400m	200m	WP	Average	
		Position in running (margin)	-	5(2.9)	5(3.1)	4(2.5)	4(2.6)	5(3.4)	5(4.1)	5(2.9)	5(2.1)	2(0.2)	1(0.0)		4.00
		Sectional time (s)	10.66	11.75	13.18	13.58	13.56	13.85	13.58	12.91	11.62	12.71	12.54		
		Cumulative time (s)	139.93	129.27	117.52	104.35	90.77	77.20	63.35	49.77	36.86	25.25	12.54	2:19.93	
		Speed (m/s)	14.07	17.02	15.17	14.73	14.75	14.44	14.73	15.49	17.21	15.74	15.95	15.36	
		Stride length (m)	6.17	7.49	7.00	6.93	6.89	6.84	6.79	7.04	7.66	6.92	7.12	6.99	
		Stride duration (s)	0.430	0.440	0.461	0.471	0.467	0.474	0.461	0.454	0.445	0.440	0.447	0.455	
		Stride efficiency (%)	59.50	87.63	76.55	75.13	74.18	73.14	72.02	77.40	91.63	74.91	79.31	76.31	
		Stride count	24.31	26.71	28.58	28.84	29.03	29.23	29.46	28.42	26.12	28.89	28.07	307.66	

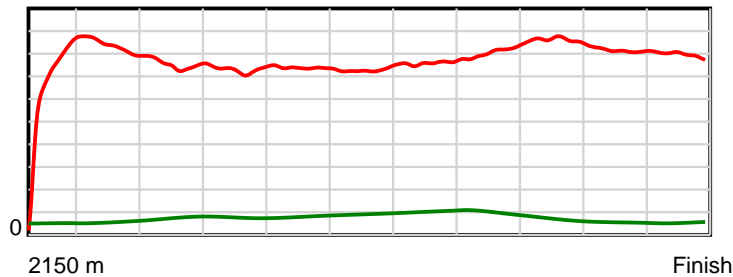
10 m Stride length



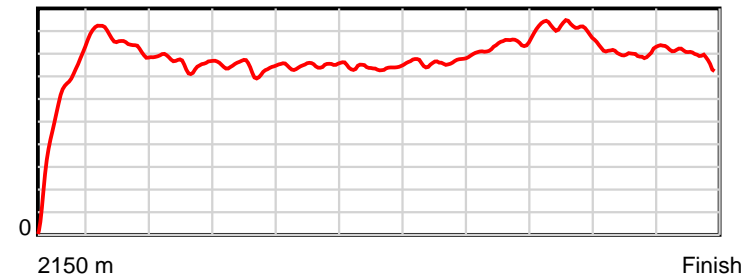
0.6 s Stride duration



20 m/sec Speed



100 % Stride efficiency



Note: Horizontal distance axis grid lines are 200m furlongs.

Disclaimer.

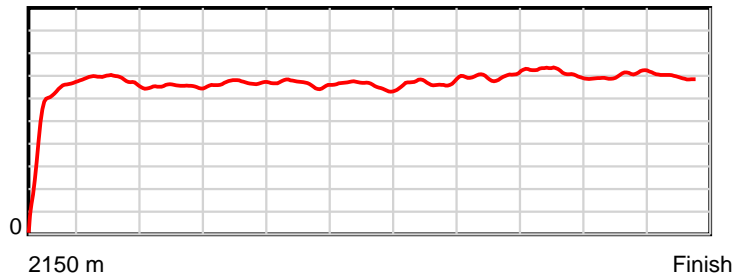
Tasracing Pty Ltd and Thoroughbred Ratings Pty Ltd accepts no responsibility for the completeness or accuracy of any of the information contained herein, and makes no representations about its suitability for any particular purpose. Users should make their own judgements about those matters and/or seek independent advice. You assume all risks associated with use of the data provided on this page.

Race Results

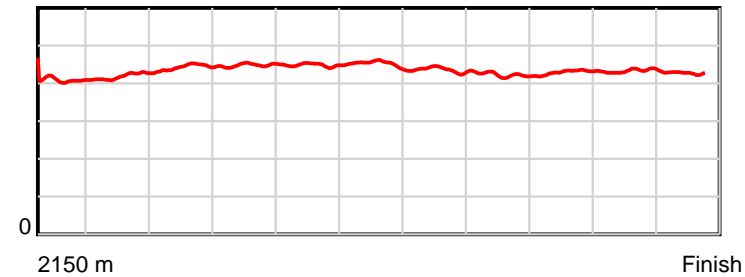
February 11, 2015, Race 8, MDN/CL1-SW, Distance 2150m, Mowbray - Offset 4m

Result	TAB no.	Horse (Barrier)	2150 to	2000m to	1800m to	1600m to	1400m to	1200m to	1000m to	800m to	600m to	400m to	200m to	Total or	Margin
4th	6	Alsa Doll (7)	2000m	1800m	1600m	1400m	1200m	1000m	800m	600m	400m	200m	WP	Average	
		Position in running (margin)	-	9(9.8)	9(9.1)	9(10.2)	9(8.0)	8(7.3)	9(8.5)	9(7.3)	9(4.6)	9(3.7)	6(3.6)		4.10
		Sectional time (s)	11.54	11.59	13.45	13.19	13.31	13.94	13.59	12.58	11.79	12.73	12.23		
		Cumulative time (s)	139.95	128.41	116.82	103.36	90.17	76.86	62.91	49.32	36.74	24.95	12.23	2:19.94	
		Speed (m/s)	13.00	17.26	14.87	15.16	15.03	14.35	14.72	15.90	16.96	15.71	16.35	15.36	
		Stride length (m)	5.70	7.15	6.51	6.78	6.75	6.49	6.45	6.76	7.24	6.79	7.01	6.70	
		Stride duration (s)	0.415	0.414	0.438	0.447	0.449	0.453	0.439	0.425	0.427	0.432	0.428	0.436	
		Stride efficiency (%)	50.79	79.79	66.33	71.79	71.27	65.90	65.11	71.37	81.90	72.03	76.78	70.05	
		Stride count	26.31	27.99	30.70	29.51	29.61	30.80	30.98	29.59	27.63	29.46	28.53	321.11	

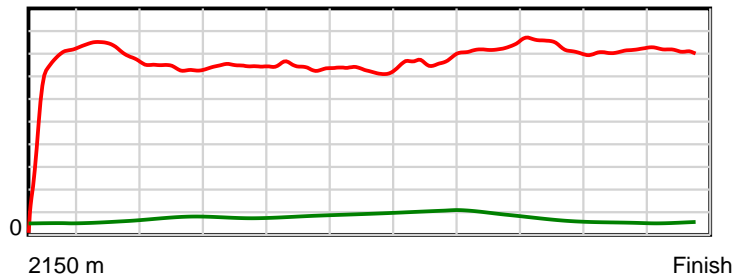
10 m Stride length



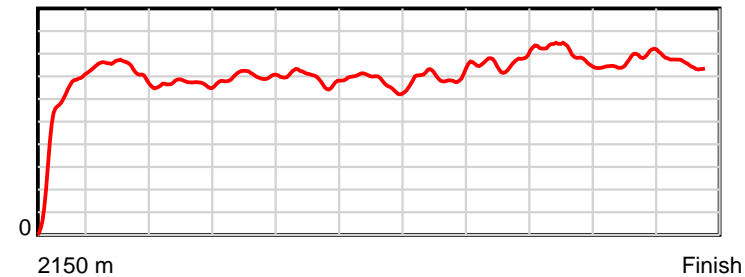
0.6 s Stride duration



20 m/sec Speed



100 % Stride efficiency



Note: Horizontal distance axis grid lines are 200m furlongs.

Disclaimer.

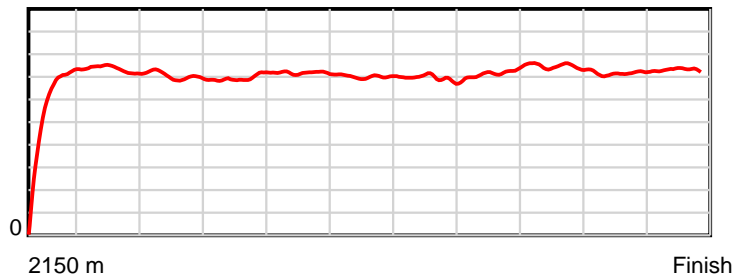
Tasracing Pty Ltd and Thoroughbred Ratings Pty Ltd accepts no responsibility for the completeness or accuracy of any of the information contained herein, and makes no representations about its suitability for any particular purpose. Users should make their own judgements about those matters and/or seek independent advice. You assume all risks associated with use of the data provided on this page.

Race Results

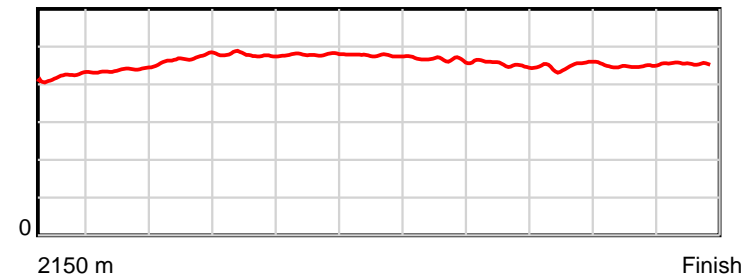
February 11, 2015, Race 8, MDN/CL1-SW, Distance 2150m, Mowbray - Offset 4m

Result	TAB no.	Horse (Barrier)	2150 to	2000m to	1800m to	1600m to	1400m to	1200m to	1000m to	800m to	600m to	400m to	200m to	Total or	Margin
5th	12	Husna (5)	2000m	1800m	1600m	1400m	1200m	1000m	800m	600m	400m	200m	WP	Average	
		Position in running (margin)	-	1(0.0)	1(0.0)	1(0.0)	3(1.3)	3(1.2)	3(2.5)	3(2.2)	4(2.0)	7(2.0)	5(2.3)		4.50
		Sectional time (s)	10.23	11.71	13.28	13.77	13.42	13.95	13.75	13.00	11.93	12.80	12.20		
		Cumulative time (s)	140.03	129.80	118.09	104.81	91.04	77.62	63.67	49.93	36.93	25.00	12.20	2:20.03	
		Speed (m/s)	14.66	17.08	15.06	14.52	14.90	14.34	14.55	15.38	16.76	15.62	16.39	15.35	
		Stride length (m)	6.15	7.45	6.96	6.97	7.13	6.85	6.82	7.01	7.50	7.01	7.45	7.03	
		Stride duration (s)	0.412	0.436	0.462	0.480	0.478	0.478	0.469	0.455	0.447	0.449	0.454	0.458	
		Stride efficiency (%)	59.01	86.62	75.59	75.88	79.33	73.23	72.65	76.69	87.95	76.86	86.72	77.18	
		Stride count	24.41	26.86	28.76	28.70	28.07	29.22	29.33	28.55	26.66	28.52	26.85	305.93	

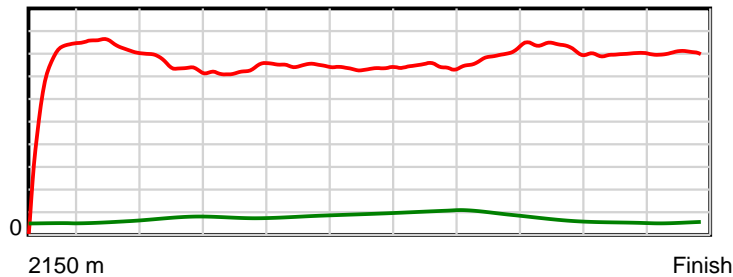
10 m Stride length



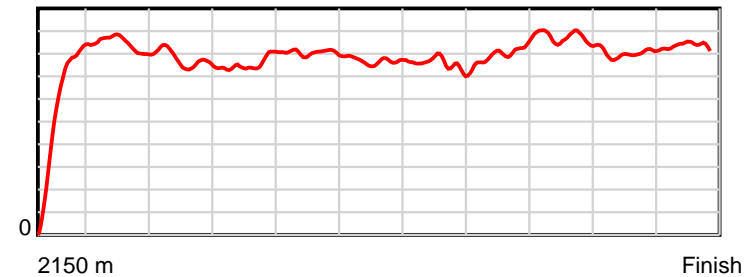
0.6 s Stride duration



20 m/sec Speed



100 % Stride efficiency



Note: Horizontal distance axis grid lines are 200m furlongs.

Disclaimer.

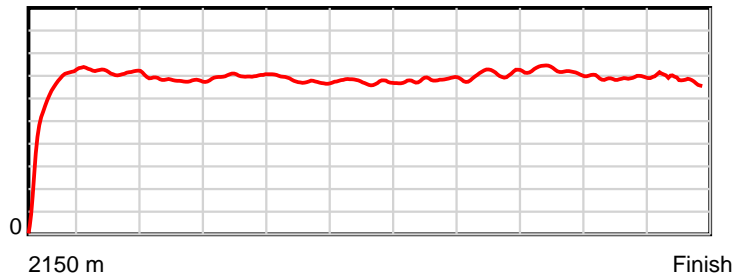
Tasracing Pty Ltd and Thoroughbred Ratings Pty Ltd accepts no responsibility for the completeness or accuracy of any of the information contained herein, and makes no representations about its suitability for any particular purpose. Users should make their own judgements about those matters and/or seek independent advice. You assume all risks associated with use of the data provided on this page.

Race Results

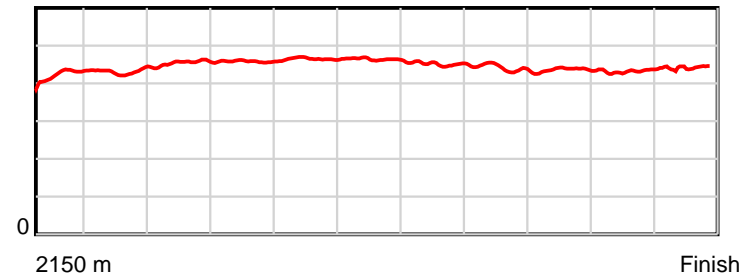
February 11, 2015, Race 8, MDN/CL1-SW, Distance 2150m, Mowbray - Offset 4m

Result	TAB no.	Horse (Barrier)	2150 to	2000m to	1800m to	1600m to	1400m to	1200m to	1000m to	800m to	600m to	400m to	200m to	Total or	Margin
7th	10	What a Night (9)	2000m	1800m	1600m	1400m	1200m	1000m	800m	600m	400m	200m	WP	Average	
		Position in running (margin)	-	4(2.6)	4(2.4)	5(3.0)	1(0.0)	2(1.0)	2(1.5)	2(0.4)	1(0.0)	1(0.0)	3(0.4)		6.10
		Sectional time (s)	10.55	11.68	13.38	13.07	13.60	13.81	13.60	12.97	11.94	12.80	12.95		
		Cumulative time (s)	140.34	129.79	118.11	104.74	91.67	78.07	64.26	50.65	37.68	25.75	12.95	2:20.34	
		Speed (m/s)	14.21	17.12	14.95	15.30	14.71	14.48	14.71	15.42	16.75	15.62	15.44	15.32	
		Stride length (m)	5.91	7.35	6.76	7.01	6.83	6.72	6.66	6.84	7.30	6.75	6.77	6.81	
		Stride duration (s)	0.410	0.429	0.452	0.458	0.464	0.464	0.453	0.444	0.436	0.432	0.438	0.445	
		Stride efficiency (%)	54.59	84.53	71.39	76.73	72.80	70.52	69.28	73.15	83.28	71.15	71.56	72.51	
		Stride count	25.38	27.19	29.59	28.54	29.30	29.77	30.04	29.23	27.40	29.64	29.55	315.63	

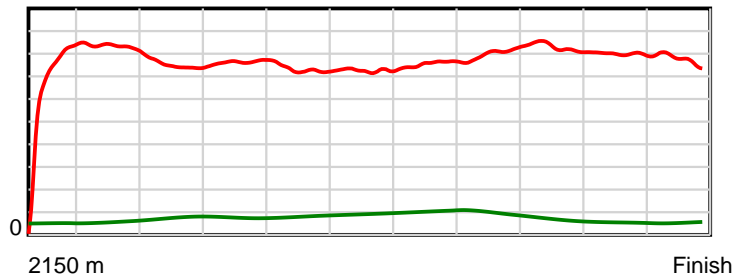
10 m Stride length



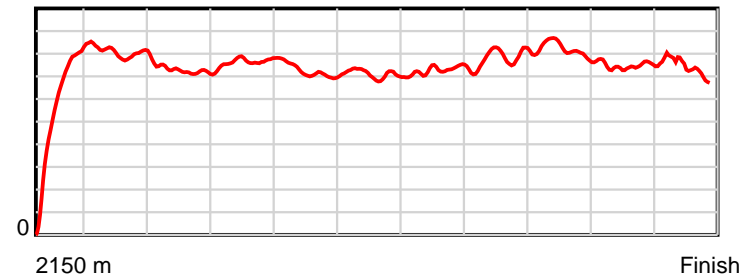
0.6 s Stride duration



20 m/sec Speed



100 % Stride efficiency



Note: Horizontal distance axis grid lines are 200m furlongs.

Disclaimer.

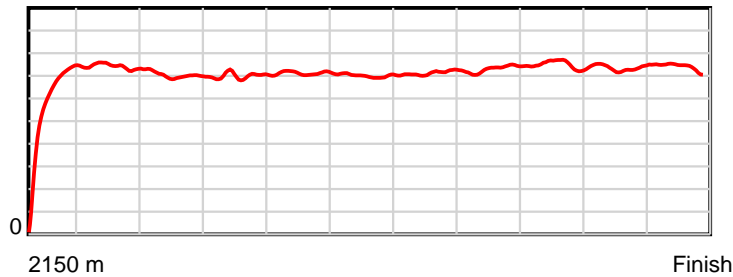
Tasracing Pty Ltd and Thoroughbred Ratings Pty Ltd accepts no responsibility for the completeness or accuracy of any of the information contained herein, and makes no representations about its suitability for any particular purpose. Users should make their own judgements about those matters and/or seek independent advice. You assume all risks associated with use of the data provided on this page.

Race Results

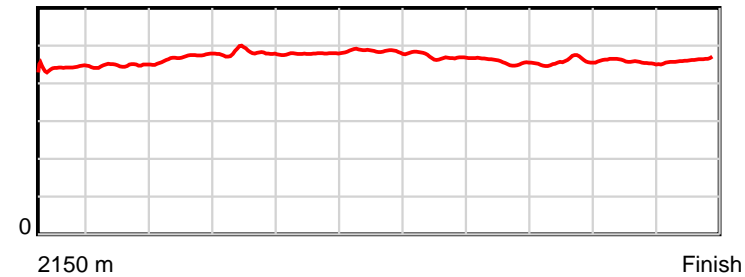
February 11, 2015, Race 8, MDN/CL1-SW, Distance 2150m, Mowbray - Offset 4m

Result	TAB no.	Horse (Barrier)	2150 to	2000m to	1800m to	1600m to	1400m to	1200m to	1000m to	800m to	600m to	400m to	200m to	Total or	Margin
8th	1	Grey Hype (8)	2000m	1800m	1600m	1400m	1200m	1000m	800m	600m	400m	200m	WP	Average	
		Position in running (margin)	-	3(0.9)	3(2.3)	3(2.4)	5(3.4)	4(3.2)	4(4.0)	4(2.5)	3(1.9)	8(2.7)	7(4.1)		6.50
		Sectional time (s)	10.38	11.95	13.29	13.72	13.39	13.89	13.53	12.94	12.06	12.98	12.29		
		Cumulative time (s)	140.42	130.04	118.10	104.81	91.08	77.69	63.81	50.27	37.34	25.28	12.29	2:20.41	
		Speed (m/s)	14.45	16.74	15.05	14.58	14.94	14.40	14.78	15.46	16.58	15.41	16.27	15.31	
		Stride length (m)	6.52	7.48	7.01	7.01	7.15	6.99	6.99	7.10	7.58	7.06	7.51	7.13	
		Stride duration (s)	0.438	0.447	0.465	0.481	0.479	0.486	0.473	0.459	0.457	0.458	0.462	0.466	
		Stride efficiency (%)	66.44	87.51	76.68	76.73	79.94	76.44	76.25	78.71	89.87	77.79	88.24	79.45	
		Stride count	23.00	26.73	28.55	28.54	27.96	28.60	28.63	28.18	26.37	28.35	26.61	301.52	

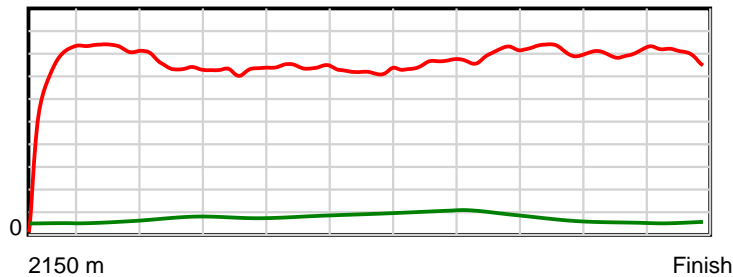
10 m Stride length



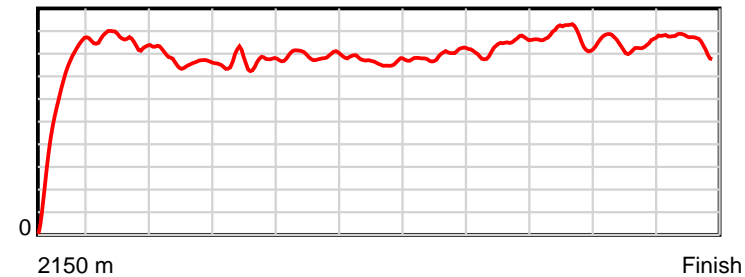
0.6 s Stride duration



20 m/sec Speed



100 % Stride efficiency



Note: Horizontal distance axis grid lines are 200m furlongs.

Disclaimer.

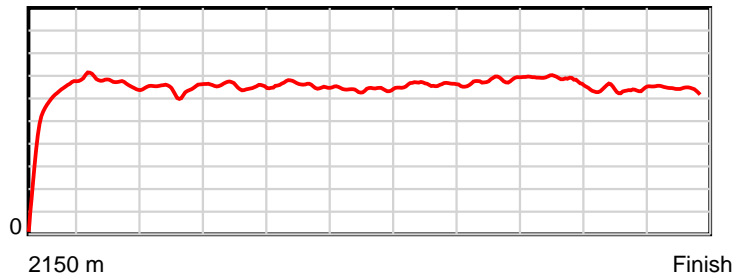
Tasracing Pty Ltd and Thoroughbred Ratings Pty Ltd accepts no responsibility for the completeness or accuracy of any of the information contained herein, and makes no representations about its suitability for any particular purpose. Users should make their own judgements about those matters and/or seek independent advice. You assume all risks associated with use of the data provided on this page.

Race Results

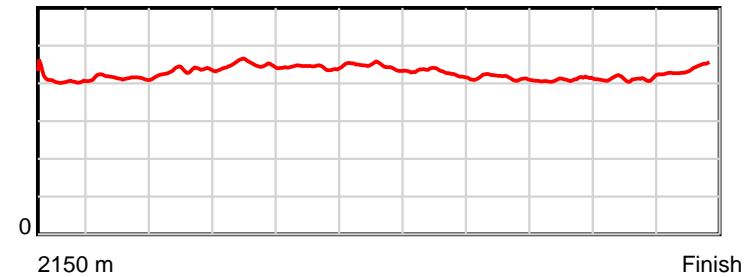
February 11, 2015, Race 8, MDN/CL1-SW, Distance 2150m, Mowbray - Offset 4m

Result	TAB no.	Horse (Barrier)	2150 to	2000m to	1800m to	1600m to	1400m to	1200m to	1000m to	800m to	600m to	400m to	200m to	Total or	Margin
9th	5	Warrior's Ques... (2)	2000m	1800m	1600m	1400m	1200m	1000m	800m	600m	400m	200m	WP	Average	
		Position in running (margin)	-	6(3.6)	6(4.3)	6(4.9)	6(4.6)	6(5.0)	7(6.5)	6(4.1)	6(2.5)	5(1.7)	8(4.2)		13.80
		Sectional time (s)	11.12	11.82	13.38	13.52	13.49	13.99	13.39	12.77	11.80	13.16	13.44		
		Cumulative time (s)	141.88	130.76	118.94	105.56	92.04	78.55	64.56	51.18	38.41	26.60	13.44	2:21.87	
		Speed (m/s)	13.49	16.92	14.95	14.79	14.83	14.30	14.94	15.66	16.95	15.20	14.88	15.15	
		Stride length (m)	5.76	7.00	6.38	6.61	6.57	6.39	6.44	6.51	6.91	6.24	6.51	6.49	
		Stride duration (s)	0.408	0.414	0.427	0.447	0.444	0.447	0.431	0.416	0.408	0.411	0.437	0.428	
		Stride efficiency (%)	51.88	76.65	63.70	68.35	67.55	63.82	64.77	66.29	74.64	60.89	66.13	65.78	
		Stride count	26.03	28.56	31.32	30.24	30.42	31.30	31.07	30.71	28.94	32.04	30.74	331.37	

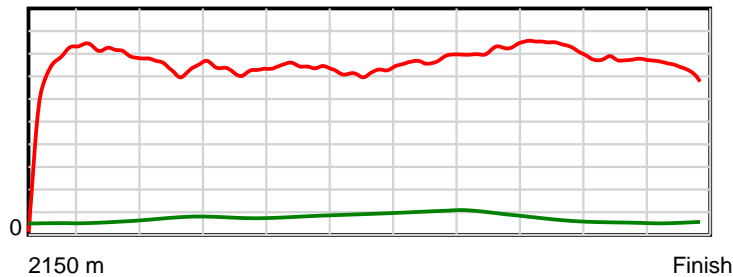
10 m Stride length



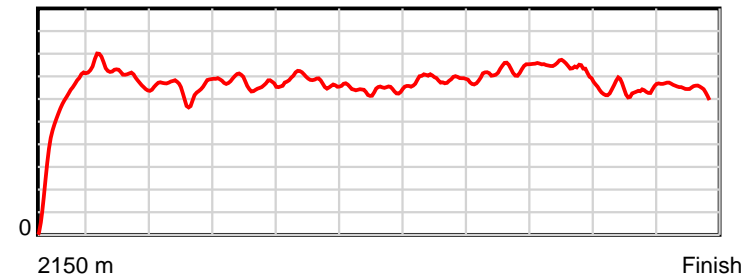
0.6 s Stride duration



20 m/sec Speed



100 % Stride efficiency



Note: Horizontal distance axis grid lines are 200m furlongs.

Disclaimer.

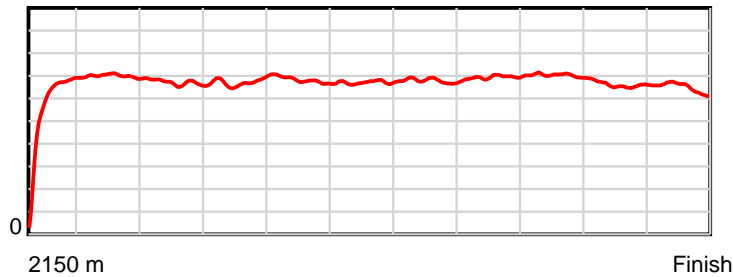
Tasracing Pty Ltd and Thoroughbred Ratings Pty Ltd accepts no responsibility for the completeness or accuracy of any of the information contained herein, and makes no representations about its suitability for any particular purpose. Users should make their own judgements about those matters and/or seek independent advice. You assume all risks associated with use of the data provided on this page.

Race Results

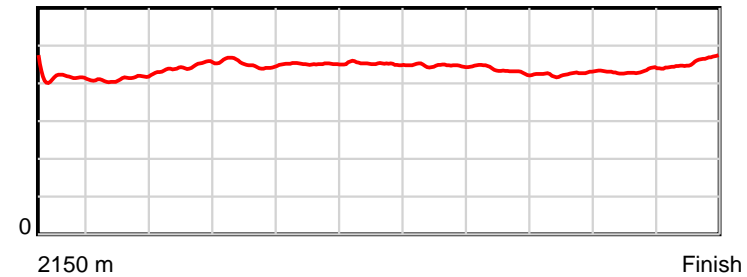
February 11, 2015, Race 8, MDN/CL1-SW, Distance 2150m, Mowbray - Offset 4m

Result	TAB no.	Horse (Barrier)	2150 to	2000m to	1800m to	1600m to	1400m to	1200m to	1000m to	800m to	600m to	400m to	200m to	Total or	Margin
10th	4	Don't Tell Kay... (10)	2000m	1800m	1600m	1400m	1200m	1000m	800m	600m	400m	200m	WP	Average	
		Position in running (margin)	-	2(0.9)	2(0.2)	2(1.8)	2(0.2)	1(0.0)	1(0.0)	1(0.0)	2(0.3)	3(0.8)	9(5.6)		19.60
		Sectional time (s)	10.86	11.60	13.53	13.30	13.40	13.74	13.78	13.08	12.02	13.55	14.19		
		Cumulative time (s)	143.06	132.20	120.60	107.07	93.77	80.37	66.62	52.84	39.76	27.74	14.19	2:23.06	
		Speed (m/s)	13.81	17.24	14.78	15.04	14.93	14.56	14.51	15.29	16.64	14.76	14.09	15.03	
		Stride length (m)	6.24	7.09	6.49	6.80	6.73	6.58	6.49	6.67	7.07	6.38	6.44	6.63	
		Stride duration (s)	0.421	0.411	0.439	0.452	0.451	0.452	0.447	0.436	0.425	0.432	0.457	0.441	
		Stride efficiency (%)	60.75	78.44	65.76	72.26	70.81	67.65	65.85	69.43	78.18	63.52	64.90	68.75	
		Stride count	24.06	28.23	30.83	29.41	29.71	30.40	30.81	30.00	28.28	31.37	31.03	324.13	

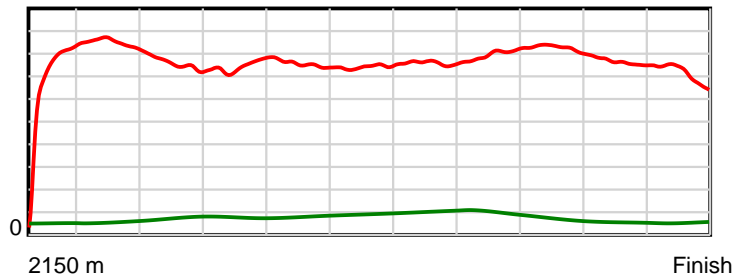
10 m Stride length



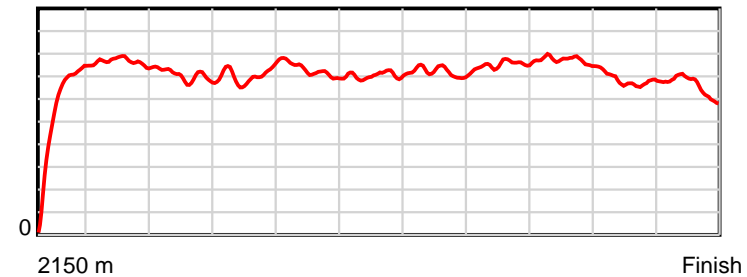
0.6 s Stride duration



20 m/sec Speed



100 % Stride efficiency



Note: Horizontal distance axis grid lines are 200m furlongs.

Disclaimer.

Tasracing Pty Ltd and Thoroughbred Ratings Pty Ltd accepts no responsibility for the completeness or accuracy of any of the information contained herein, and makes no representations about its suitability for any particular purpose. Users should make their own judgements about those matters and/or seek independent advice. You assume all risks associated with use of the data provided on this page.