



## Race Results

Tasmanian Turf Club, Launceston, February 22, 2015

Compilation date: February 22, 2015, 4:16:46 PM (EST)

Copyright © 2015 Tasracing Pty Ltd. All rights reserved.

### Trademarks.

StrideMASTER is a registered trademark of Thoroughbred Ratings Pty Ltd.

### Disclaimer.

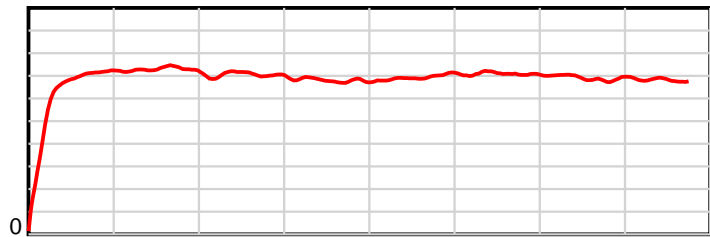
Tasracing Pty Ltd and Thoroughbred Ratings Pty Ltd accepts no responsibility for the completeness or accuracy of any of the information contained herein, and makes no representations about its suitability for any particular purpose. Users should make their own judgements about those matters and/or seek independent advice. You assume all risks associated with use of the data provided on this page.

# Race Results

February 22, 2015, Race 1, MDN/CL1-SW, Distance 1600m, Mowbray - Offset 2m

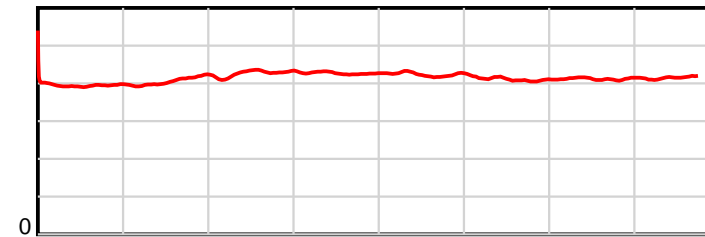
| Result | TAB no. | Horse (Barrier)              | 1600 to | 1400m to | 1200m to | 1000m to | 800m to | 600m to | 400m to | 200m to | Total or | Margin |
|--------|---------|------------------------------|---------|----------|----------|----------|---------|---------|---------|---------|----------|--------|
| 1st    | 7       | Helluce (10)                 | 1400m   | 1200m    | 1000m    | 800m     | 600m    | 400m    | 200m    | WP      | Average  |        |
|        |         | Position in running (margin) | -       | 4(2.0)   | 2(0.1)   | 1(0.0)   | 1(0.0)  | 2(0.5)  | 1(0.0)  | 1(0.0)  |          | 0.00   |
|        |         | Sectional time (s)           | 14.30   | 10.67    | 11.92    | 12.64    | 12.39   | 11.52   | 11.89   | 12.00   |          |        |
|        |         | Cumulative time (s)          | 97.31   | 83.01    | 72.35    | 60.43    | 47.79   | 35.40   | 23.88   | 12.00   | 1:37.31  |        |
|        |         | Speed (m/s)                  | 13.99   | 18.74    | 16.78    | 15.82    | 16.14   | 17.36   | 16.82   | 16.67   | 16.44    |        |
|        |         | Stride length (m)            | 5.80    | 7.52     | 7.13     | 6.77     | 6.84    | 7.19    | 6.91    | 6.92    | 6.85     |        |
|        |         | Stride duration (s)          | 0.415   | 0.401    | 0.425    | 0.428    | 0.424   | 0.414   | 0.411   | 0.415   | 0.417    |        |
|        |         | Stride efficiency (%)        | 52.54   | 88.34    | 79.54    | 71.62    | 73.17   | 80.71   | 74.64   | 74.91   | 73.34    |        |
|        |         | Stride count                 | 34.49   | 26.60    | 28.03    | 29.54    | 29.23   | 27.83   | 28.94   | 28.89   | 233.55   |        |

10 m Stride length



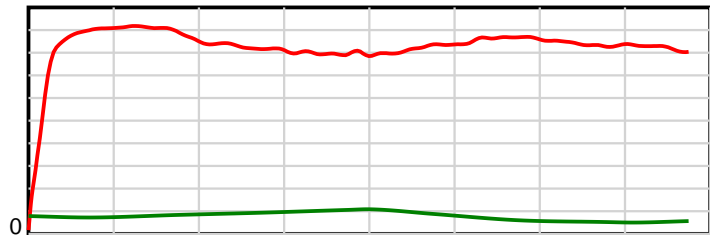
1600 m Finish

0.6 s Stride duration



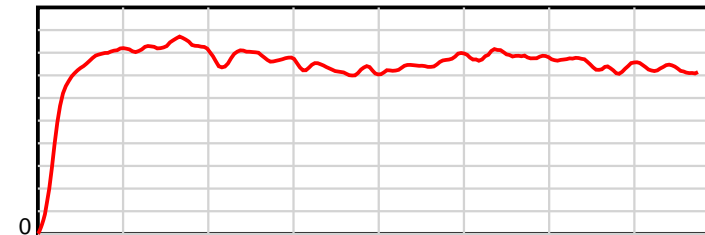
1600 m Finish

20 m/sec Speed



1600 m Finish

100 % Stride efficiency



1600 m Finish

Note: Horizontal distance axis grid lines are 200m furlongs.

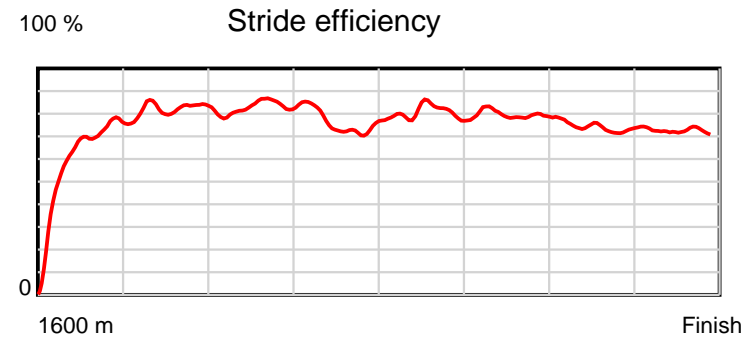
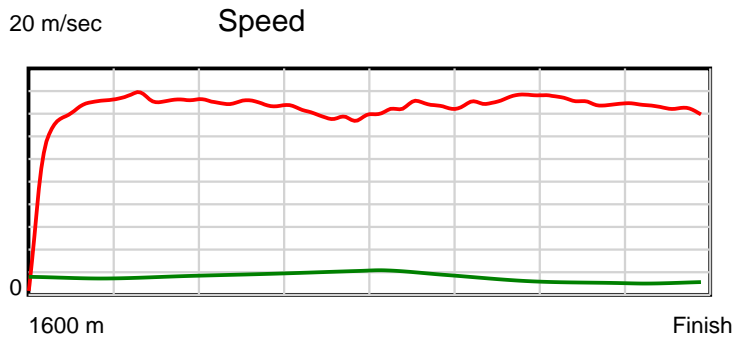
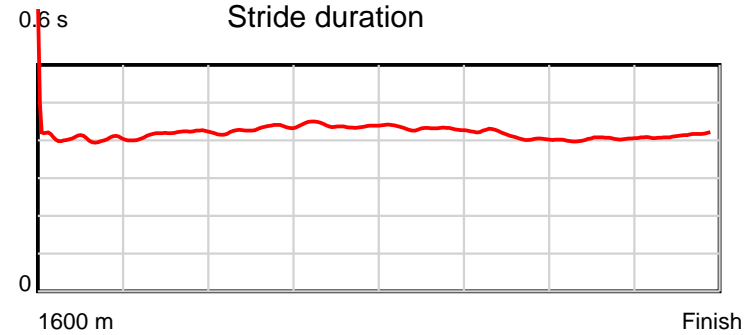
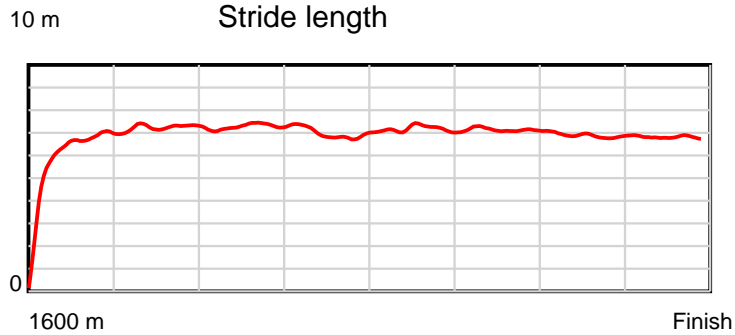
**Disclaimer.**

Tasracing Pty Ltd and Thoroughbred Ratings Pty Ltd accepts no responsibility for the completeness or accuracy of any of the information contained herein, and makes no representations about its suitability for any particular purpose. Users should make their own judgements about those matters and/or seek independent advice. You assume all risks associated with use of the data provided on this page.

# Race Results

February 22, 2015, Race 1, MDN/CL1-SW, Distance 1600m, Mowbray - Offset 2m

| Result | TAB no. | Horse (Barrier)              | 1600 to      | 1400m to     | 1200m to     | 1000m to    | 800m to     | 600m to     | 400m to     | 200m to   | Total or       | Margin |
|--------|---------|------------------------------|--------------|--------------|--------------|-------------|-------------|-------------|-------------|-----------|----------------|--------|
| 2nd    | 8       | <b>Ocean Star (5)</b>        | <b>1400m</b> | <b>1200m</b> | <b>1000m</b> | <b>800m</b> | <b>600m</b> | <b>400m</b> | <b>200m</b> | <b>WP</b> | <b>Average</b> |        |
|        |         | Position in running (margin) | -            | 3(1.9)       | 5(3.4)       | 4(1.7)      | 5(3.1)      | 5(2.6)      | 3(1.5)      | 2(0.6)    |                | 1.00   |
|        |         | Sectional time (s)           | 14.27        | 11.23        | 11.65        | 12.87       | 12.23       | 11.41       | 11.75       | 12.08     |                |        |
|        |         | Cumulative time (s)          | 97.49        | 83.22        | 71.99        | 60.34       | 47.47       | 35.24       | 23.83       | 12.08     | 1:37.48        |        |
|        |         | Speed (m/s)                  | 14.01        | 17.81        | 17.17        | 15.54       | 16.35       | 17.53       | 17.02       | 16.56     | 16.41          |        |
|        |         | Stride length (m)            | 5.98         | 7.41         | 7.35         | 6.82        | 7.08        | 7.27        | 6.86        | 6.84      | 6.92           |        |
|        |         | Stride duration (s)          | 0.429        | 0.416        | 0.428        | 0.439       | 0.433       | 0.415       | 0.403       | 0.413     | 0.422          |        |
|        |         | Stride efficiency (%)        | 55.88        | 85.70        | 84.45        | 72.77       | 78.27       | 82.57       | 73.47       | 73.06     | 74.86          |        |
|        |         | Stride count                 | 33.45        | 27.01        | 27.21        | 29.31       | 28.26       | 27.51       | 29.17       | 29.25     | 231.17         |        |



Note: Horizontal distance axis grid lines are 200m furlongs.

**Disclaimer.**

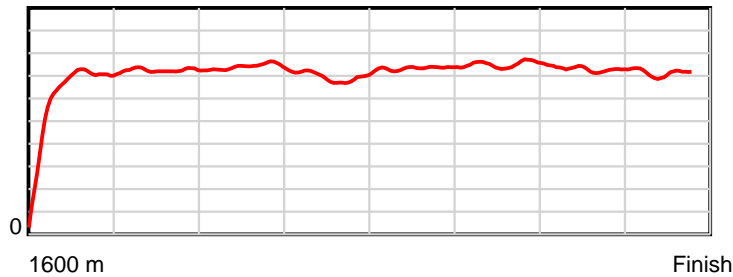
Tasracing Pty Ltd and Thoroughbred Ratings Pty Ltd accepts no responsibility for the completeness or accuracy of any of the information contained herein, and makes no representations about its suitability for any particular purpose. Users should make their own judgements about those matters and/or seek independent advice. You assume all risks associated with use of the data provided on this page.

# Race Results

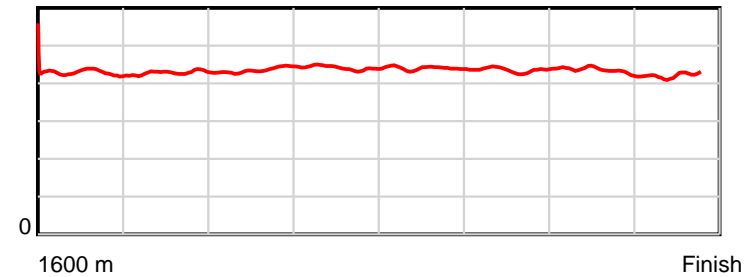
February 22, 2015, Race 1, MDN/CL1-SW, Distance 1600m, Mowbray - Offset 2m

| Result | TAB no. | Horse (Barrier)              | 1600 to | 1400m to | 1200m to | 1000m to | 800m to | 600m to | 400m to | 200m to | Total or | Margin |
|--------|---------|------------------------------|---------|----------|----------|----------|---------|---------|---------|---------|----------|--------|
| 3rd    | 2       | Family Ty (11)               | 1400m   | 1200m    | 1000m    | 800m     | 600m    | 400m    | 200m    | WP      | Average  |        |
|        |         | Position in running (margin) | -       | 11(6.1)  | 12(9.3)  | 12(6.9)  | 12(6.7) | 12(6.2) | 11(5.3) | 9(4.9)  |          | 2.00   |
|        |         | Sectional time (s)           | 14.77   | 11.51    | 11.55    | 12.61    | 12.22   | 11.44   | 11.82   | 11.76   |          |        |
|        |         | Cumulative time (s)          | 97.68   | 82.91    | 71.40    | 59.85    | 47.25   | 35.02   | 23.58   | 11.76   | 1:37.68  |        |
|        |         | Speed (m/s)                  | 13.54   | 17.38    | 17.32    | 15.86    | 16.37   | 17.48   | 16.92   | 17.01   | 16.38    |        |
|        |         | Stride length (m)            | 5.95    | 7.40     | 7.49     | 7.01     | 7.20    | 7.61    | 7.40    | 7.16    | 7.11     |        |
|        |         | Stride duration (s)          | 0.448   | 0.426    | 0.432    | 0.442    | 0.440   | 0.435   | 0.437   | 0.421   | 0.434    |        |
|        |         | Stride efficiency (%)        | 55.31   | 85.65    | 87.64    | 76.80    | 81.06   | 90.41   | 85.54   | 80.18   | 79.10    |        |
|        |         | Stride count                 | 33.62   | 27.01    | 26.71    | 28.53    | 27.77   | 26.29   | 27.03   | 27.92   | 224.88   |        |

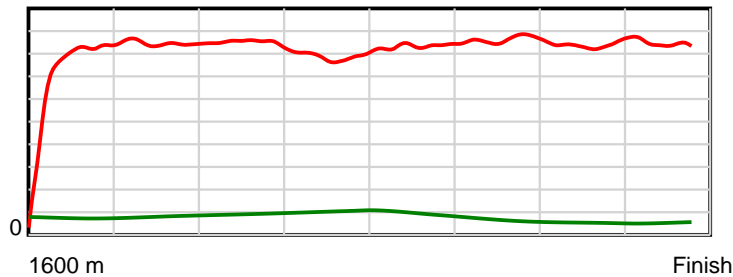
10 m Stride length



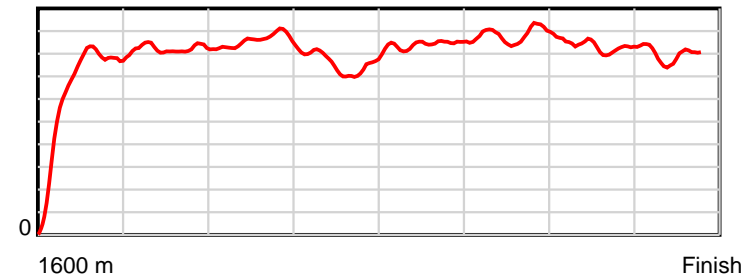
0.6 s Stride duration



20 m/sec Speed



100 % Stride efficiency



Note: Horizontal distance axis grid lines are 200m furlongs.

## Disclaimer.

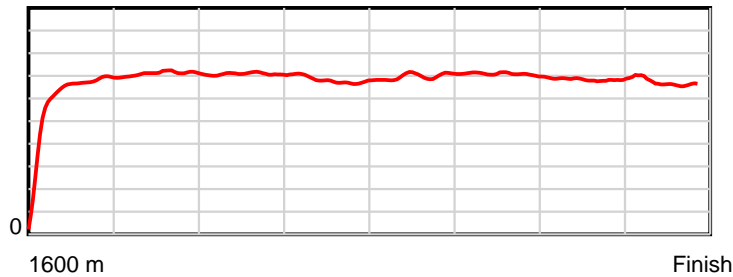
Tasracing Pty Ltd and Thoroughbred Ratings Pty Ltd accepts no responsibility for the completeness or accuracy of any of the information contained herein, and makes no representations about its suitability for any particular purpose. Users should make their own judgements about those matters and/or seek independent advice. You assume all risks associated with use of the data provided on this page.

# Race Results

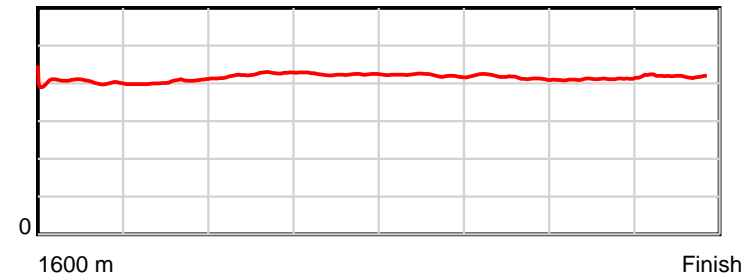
February 22, 2015, Race 1, MDN/CL1-SW, Distance 1600m, Mowbray - Offset 2m

| Result | TAB no. | Horse (Barrier)              | 1600 to | 1400m to | 1200m to | 1000m to | 800m to | 600m to | 400m to | 200m to | Total or | Margin |
|--------|---------|------------------------------|---------|----------|----------|----------|---------|---------|---------|---------|----------|--------|
| 4th    | 4       | Keep Racing (3)              | 1400m   | 1200m    | 1000m    | 800m     | 600m    | 400m    | 200m    | WP      | Average  |        |
|        |         | Position in running (margin) | -       | 5(2.5)   | 4(2.5)   | 5(1.7)   | 3(1.4)  | 3(1.3)  | 4(1.6)  | 3(3.0)  |          | 4.30   |
|        |         | Sectional time (s)           | 14.22   | 10.98    | 11.81    | 12.59    | 12.28   | 11.65   | 12.12   | 12.45   |          |        |
|        |         | Cumulative time (s)          | 98.10   | 83.88    | 72.90    | 61.09    | 48.50   | 36.22   | 24.57   | 12.45   | 1:38.09  |        |
|        |         | Speed (m/s)                  | 14.06   | 18.21    | 16.93    | 15.89    | 16.29   | 17.17   | 16.50   | 16.06   | 16.31    |        |
|        |         | Stride length (m)            | 5.82    | 7.33     | 7.14     | 6.74     | 6.87    | 7.16    | 6.77    | 6.72    | 6.79     |        |
|        |         | Stride duration (s)          | 0.420   | 0.402    | 0.422    | 0.425    | 0.422   | 0.417   | 0.410   | 0.418   | 0.416    |        |
|        |         | Stride efficiency (%)        | 52.95   | 83.90    | 79.74    | 71.09    | 73.77   | 80.17   | 71.60   | 70.52   | 72.04    |        |
|        |         | Stride count                 | 34.36   | 27.29    | 28.00    | 29.65    | 29.11   | 27.92   | 29.55   | 29.77   | 235.65   |        |

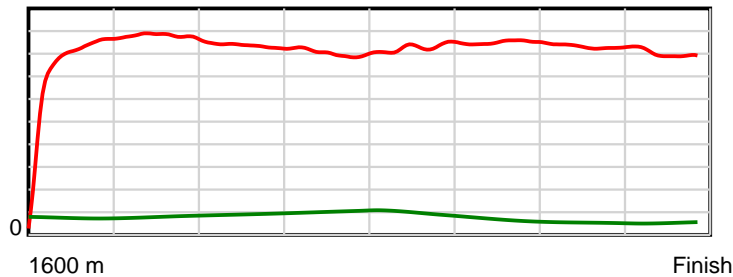
10 m Stride length



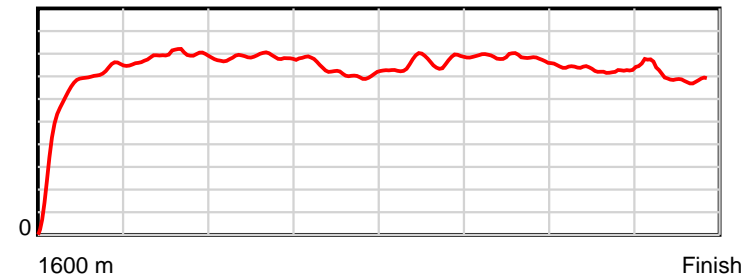
0.6 s Stride duration



20 m/sec Speed



100 % Stride efficiency



Note: Horizontal distance axis grid lines are 200m furlongs.

**Disclaimer.**

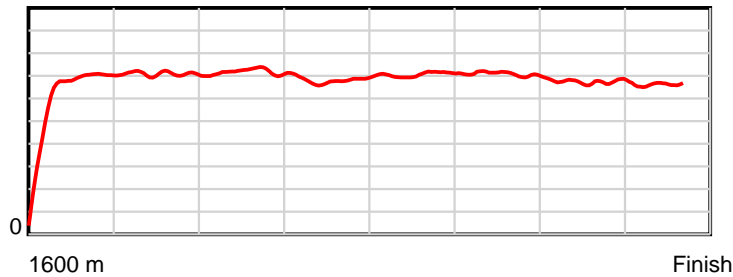
Tasracing Pty Ltd and Thoroughbred Ratings Pty Ltd accepts no responsibility for the completeness or accuracy of any of the information contained herein, and makes no representations about its suitability for any particular purpose. Users should make their own judgements about those matters and/or seek independent advice. You assume all risks associated with use of the data provided on this page.

# Race Results

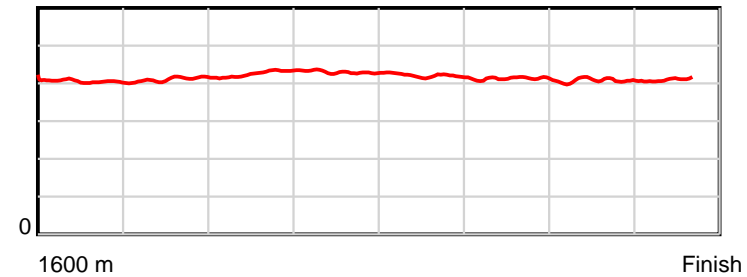
February 22, 2015, Race 1, MDN/CL1-SW, Distance 1600m, Mowbray - Offset 2m

| Result | TAB no. | Horse (Barrier)              | 1600 to      | 1400m to     | 1200m to     | 1000m to    | 800m to     | 600m to     | 400m to     | 200m to   | Total or       | Margin |
|--------|---------|------------------------------|--------------|--------------|--------------|-------------|-------------|-------------|-------------|-----------|----------------|--------|
| 5th    | 5       | <b>Mensa Magic (6)</b>       | <b>1400m</b> | <b>1200m</b> | <b>1000m</b> | <b>800m</b> | <b>600m</b> | <b>400m</b> | <b>200m</b> | <b>WP</b> | <b>Average</b> |        |
|        |         | Position in running (margin) | -            | 12(7.2)      | 11(8.0)      | 9(5.0)      | 11(5.9)     | 11(5.5)     | 10(5.1)     | 11(5.4)   |                | 4.60   |
|        |         | Sectional time (s)           | 14.84        | 11.10        | 11.45        | 12.79       | 12.24       | 11.53       | 11.93       | 12.28     |                |        |
|        |         | Cumulative time (s)          | 98.16        | 83.32        | 72.23        | 60.78       | 47.99       | 35.75       | 24.22       | 12.28     | 1:38.15        |        |
|        |         | Speed (m/s)                  | 13.48        | 18.02        | 17.47        | 15.64       | 16.34       | 17.35       | 16.76       | 16.29     | 16.30          |        |
|        |         | Stride length (m)            | 5.62         | 7.34         | 7.34         | 6.74        | 6.92        | 7.18        | 6.84        | 6.67      | 6.79           |        |
|        |         | Stride duration (s)          | 0.423        | 0.407        | 0.420        | 0.431       | 0.423       | 0.414       | 0.408       | 0.410     | 0.416          |        |
|        |         | Stride efficiency (%)        | 49.40        | 84.28        | 84.27        | 71.00       | 74.73       | 80.49       | 73.04       | 69.46     | 71.98          |        |
|        |         | Stride count                 | 35.57        | 27.23        | 27.23        | 29.67       | 28.92       | 27.87       | 29.25       | 30.00     | 235.74         |        |

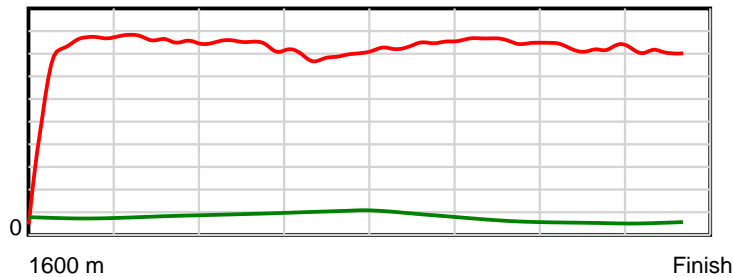
10 m Stride length



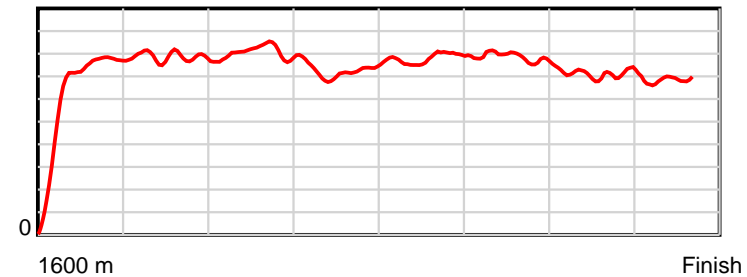
0.6 s Stride duration



20 m/sec Speed



100 % Stride efficiency



Note: Horizontal distance axis grid lines are 200m furlongs.

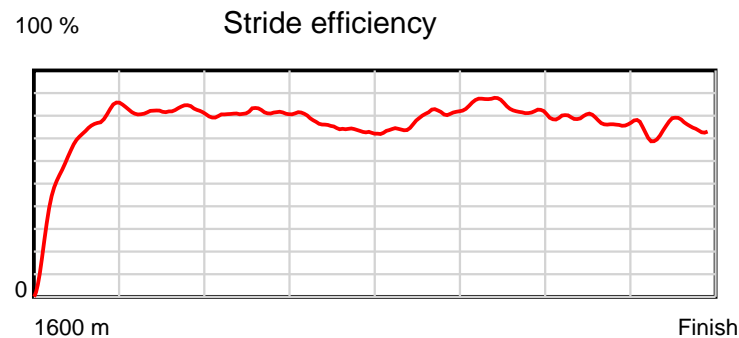
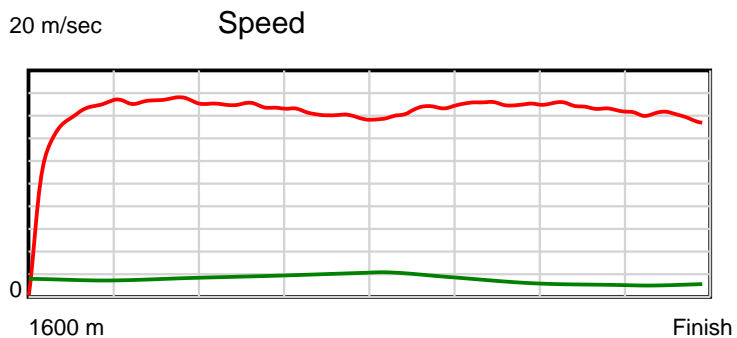
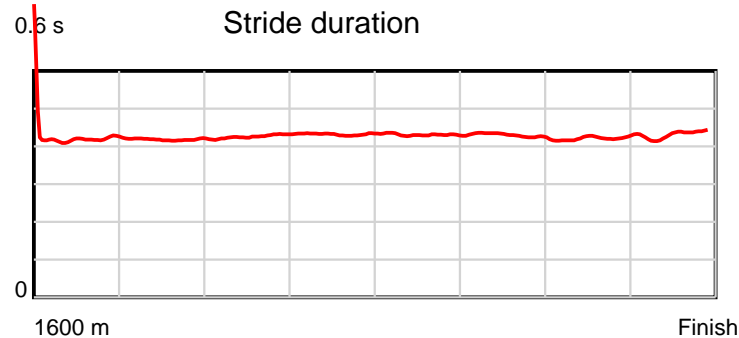
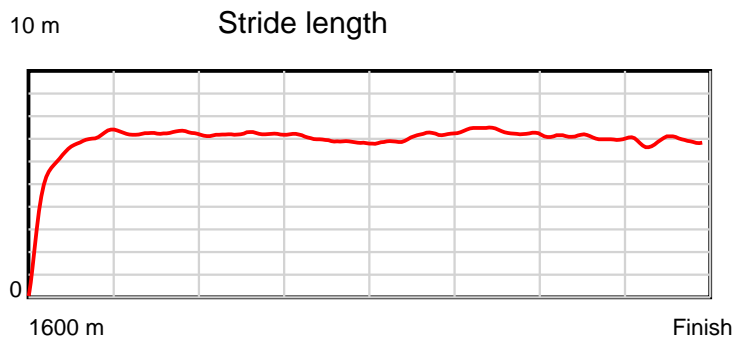
## Disclaimer.

Tasracing Pty Ltd and Thoroughbred Ratings Pty Ltd accepts no responsibility for the completeness or accuracy of any of the information contained herein, and makes no representations about its suitability for any particular purpose. Users should make their own judgements about those matters and/or seek independent advice. You assume all risks associated with use of the data provided on this page.

# Race Results

February 22, 2015, Race 1, MDN/CL1-SW, Distance 1600m, Mowbray - Offset 2m

| Result | TAB no. | Horse (Barrier)              | 1600 to      | 1400m to     | 1200m to     | 1000m to    | 800m to     | 600m to     | 400m to     | 200m to   | Total or       | Margin |
|--------|---------|------------------------------|--------------|--------------|--------------|-------------|-------------|-------------|-------------|-----------|----------------|--------|
| 6th    | 3       | <b>Full Magnum (4)</b>       | <b>1400m</b> | <b>1200m</b> | <b>1000m</b> | <b>800m</b> | <b>600m</b> | <b>400m</b> | <b>200m</b> | <b>WP</b> | <b>Average</b> |        |
|        |         | Position in running (margin) | -            | 8(3.3)       | 6(4.9)       | 7(3.7)      | 6(3.1)      | 4(2.3)      | 7(3.2)      | 6(3.7)    |                | 5.10   |
|        |         | Sectional time (s)           | 14.46        | 11.24        | 11.74        | 12.53       | 12.19       | 11.73       | 11.98       | 12.37     |                |        |
|        |         | Cumulative time (s)          | 98.25        | 83.79        | 72.54        | 60.80       | 48.27       | 36.09       | 24.35       | 12.37     | 1:38.25        |        |
|        |         | Speed (m/s)                  | 13.83        | 17.79        | 17.04        | 15.96       | 16.41       | 17.05       | 16.69       | 16.17     | 16.29          |        |
|        |         | Stride length (m)            | 5.98         | 7.44         | 7.24         | 6.90        | 7.07        | 7.34        | 7.01        | 7.01      | 6.97           |        |
|        |         | Stride duration (s)          | 0.437        | 0.418        | 0.425        | 0.432       | 0.431       | 0.431       | 0.420       | 0.433     | 0.428          |        |
|        |         | Stride efficiency (%)        | 55.96        | 86.58        | 81.86        | 74.34       | 78.00       | 84.18       | 76.88       | 76.75     | 75.93          |        |
|        |         | Stride count                 | 33.42        | 26.87        | 27.63        | 29.00       | 28.31       | 27.25       | 28.51       | 28.54     | 229.53         |        |



Note: Horizontal distance axis grid lines are 200m furlongs.

**Disclaimer.**

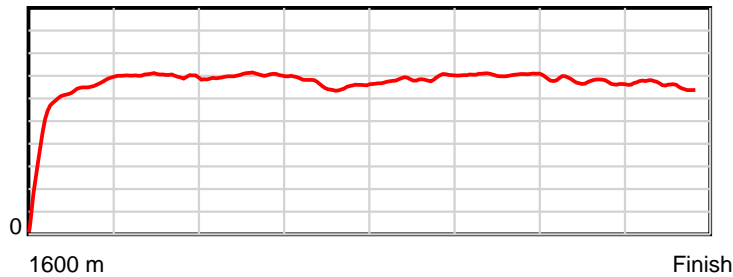
Tasracing Pty Ltd and Thoroughbred Ratings Pty Ltd accepts no responsibility for the completeness or accuracy of any of the information contained herein, and makes no representations about its suitability for any particular purpose. Users should make their own judgements about those matters and/or seek independent advice. You assume all risks associated with use of the data provided on this page.

# Race Results

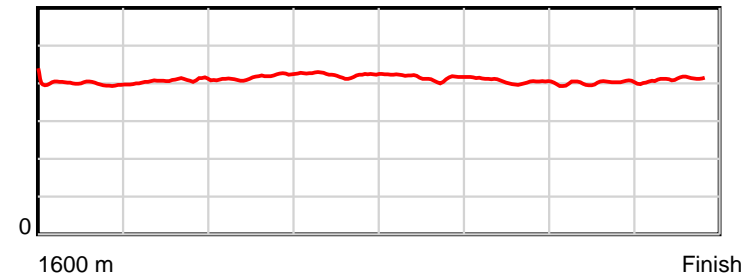
February 22, 2015, Race 1, MDN/CL1-SW, Distance 1600m, Mowbray - Offset 2m

| Result | TAB no. | Horse (Barrier)              | 1600 to | 1400m to | 1200m to | 1000m to | 800m to | 600m to | 400m to | 200m to | Total or | Margin |
|--------|---------|------------------------------|---------|----------|----------|----------|---------|---------|---------|---------|----------|--------|
| 7th    | 10      | Crib Point (1)               | 1400m   | 1200m    | 1000m    | 800m     | 600m    | 400m    | 200m    | WP      | Average  |        |
|        |         | Position in running (margin) | -       | 10(4.9)  | 10(7.4)  | 11(5.3)  | 9(4.9)  | 9(4.2)  | 8(3.2)  | 5(3.4)  |          | 5.30   |
|        |         | Sectional time (s)           | 14.77   | 11.39    | 11.60    | 12.57    | 12.19   | 11.43   | 11.93   | 12.41   |          |        |
|        |         | Cumulative time (s)          | 98.29   | 83.52    | 72.13    | 60.53    | 47.96   | 35.77   | 24.34   | 12.41   | 1:38.29  |        |
|        |         | Speed (m/s)                  | 13.54   | 17.56    | 17.24    | 15.91    | 16.41   | 17.50   | 16.76   | 16.12   | 16.28    |        |
|        |         | Stride length (m)            | 5.36    | 7.12     | 7.14     | 6.73     | 6.83    | 7.13    | 6.71    | 6.60    | 6.65     |        |
|        |         | Stride duration (s)          | 0.400   | 0.405    | 0.414    | 0.423    | 0.416   | 0.407   | 0.400   | 0.410   | 0.409    |        |
|        |         | Stride efficiency (%)        | 44.91   | 79.16    | 79.75    | 70.76    | 72.79   | 79.51   | 70.38   | 68.08   | 69.12    |        |
|        |         | Stride count                 | 37.31   | 28.10    | 28.00    | 29.72    | 29.30   | 28.04   | 29.80   | 30.30   | 240.57   |        |

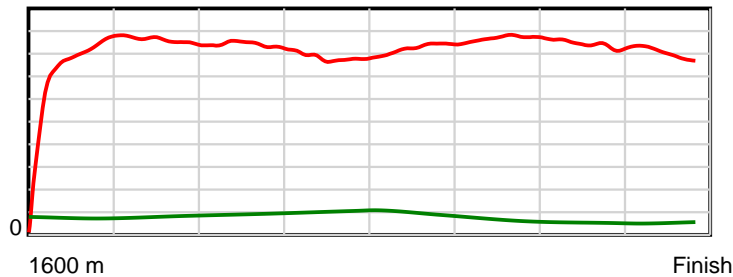
10 m Stride length



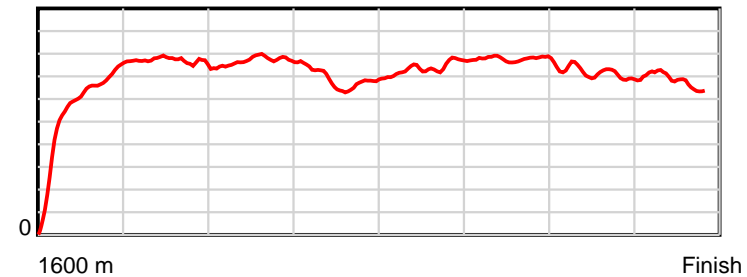
0.6 s Stride duration



20 m/sec Speed



100 % Stride efficiency



Note: Horizontal distance axis grid lines are 200m furlongs.

**Disclaimer.**

Tasracing Pty Ltd and Thoroughbred Ratings Pty Ltd accepts no responsibility for the completeness or accuracy of any of the information contained herein, and makes no representations about its suitability for any particular purpose. Users should make their own judgements about those matters and/or seek independent advice. You assume all risks associated with use of the data provided on this page.

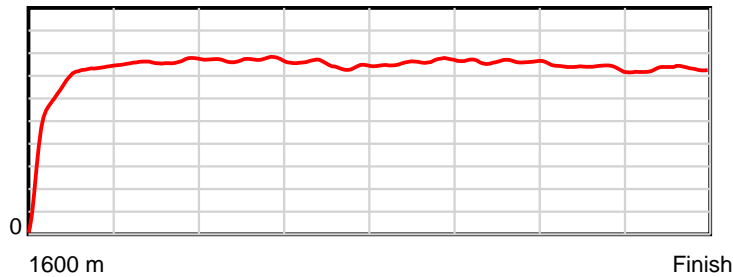


# Race Results

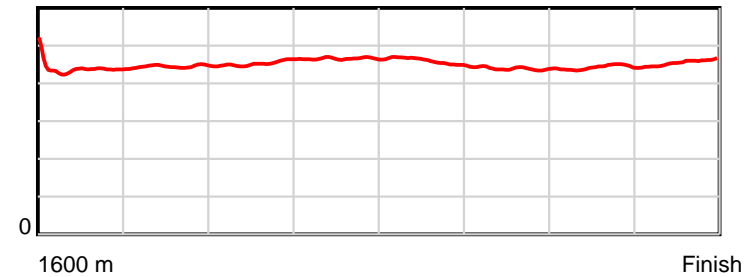
February 22, 2015, Race 1, MDN/CL1-SW, Distance 1600m, Mowbray - Offset 2m

| Result | TAB no. | Horse (Barrier)              | 1600 to | 1400m to | 1200m to | 1000m to | 800m to | 600m to | 400m to | 200m to | Total or | Margin |
|--------|---------|------------------------------|---------|----------|----------|----------|---------|---------|---------|---------|----------|--------|
| 8th    | 1       | All Cheer (8)                | 1400m   | 1200m    | 1000m    | 800m     | 600m    | 400m    | 200m    | WP      | Average  |        |
|        |         | Position in running (margin) | -       | 6(3.0)   | 9(6.1)   | 10(5.0)  | 10(5.5) | 10(5.0) | 9(4.0)  | 10(5.0) |          | 6.80   |
|        |         | Sectional time (s)           | 14.34   | 11.49    | 11.76    | 12.71    | 12.23   | 11.43   | 12.06   | 12.53   |          |        |
|        |         | Cumulative time (s)          | 98.57   | 84.23    | 72.73    | 60.97    | 48.26   | 36.03   | 24.59   | 12.53   | 1:38.56  |        |
|        |         | Speed (m/s)                  | 13.95   | 17.41    | 17.01    | 15.74    | 16.35   | 17.50   | 16.58   | 15.96   | 16.23    |        |
|        |         | Stride length (m)            | 6.13    | 7.74     | 7.69     | 7.32     | 7.51    | 7.68    | 7.32    | 7.28    | 7.30     |        |
|        |         | Stride duration (s)          | 0.445   | 0.445    | 0.452    | 0.465    | 0.460   | 0.439   | 0.441   | 0.456   | 0.450    |        |
|        |         | Stride efficiency (%)        | 58.70   | 93.59    | 92.40    | 83.70    | 88.21   | 92.08   | 83.74   | 82.86   | 83.20    |        |
|        |         | Stride count                 | 32.63   | 25.84    | 26.01    | 27.33    | 26.62   | 26.05   | 27.32   | 27.47   | 219.27   |        |

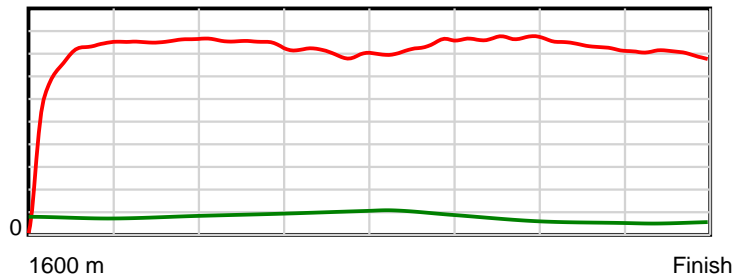
10 m Stride length



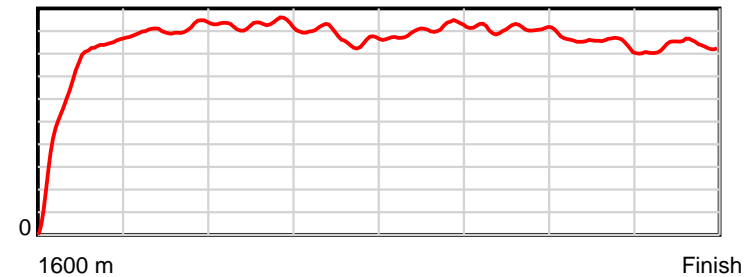
0.6 s Stride duration



20 m/sec Speed



100 % Stride efficiency



Note: Horizontal distance axis grid lines are 200m furlongs.

## Disclaimer.

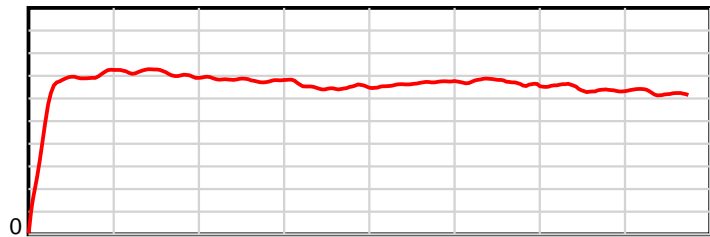
Tasracing Pty Ltd and Thoroughbred Ratings Pty Ltd accepts no responsibility for the completeness or accuracy of any of the information contained herein, and makes no representations about its suitability for any particular purpose. Users should make their own judgements about those matters and/or seek independent advice. You assume all risks associated with use of the data provided on this page.

# Race Results

February 22, 2015, Race 1, MDN/CL1-SW, Distance 1600m, Mowbray - Offset 2m

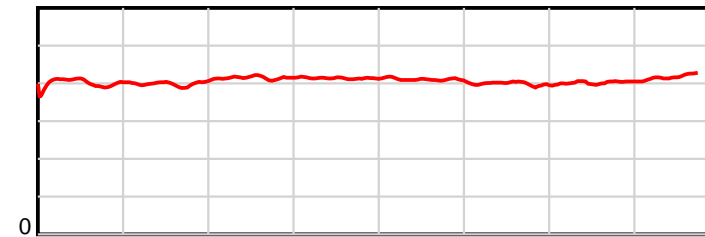
| Result | TAB no. | Horse (Barrier)              | 1600 to | 1400m to | 1200m to | 1000m to | 800m to | 600m to | 400m to | 200m to | Total or | Margin |
|--------|---------|------------------------------|---------|----------|----------|----------|---------|---------|---------|---------|----------|--------|
| 9th    | 6       | Bonny's Legacy (2)           | 1400m   | 1200m    | 1000m    | 800m     | 600m    | 400m    | 200m    | WP      | Average  |        |
|        |         | Position in running (margin) | -       | 1(0.0)   | 1(0.0)   | 2(0.4)   | 2(0.2)  | 1(0.0)  | 2(0.7)  | 4(3.0)  |          | 8.10   |
|        |         | Sectional time (s)           | 13.71   | 10.98    | 12.01    | 12.60    | 12.28   | 11.71   | 12.28   | 13.25   |          |        |
|        |         | Cumulative time (s)          | 98.81   | 85.10    | 74.13    | 62.12    | 49.51   | 37.24   | 25.53   | 13.25   | 1:38.81  |        |
|        |         | Speed (m/s)                  | 14.59   | 18.21    | 16.65    | 15.87    | 16.29   | 17.08   | 16.29   | 15.09   | 16.19    |        |
|        |         | Stride length (m)            | 5.64    | 7.26     | 6.88     | 6.57     | 6.70    | 6.83    | 6.51    | 6.26    | 6.55     |        |
|        |         | Stride duration (s)          | 0.392   | 0.399    | 0.413    | 0.414    | 0.411   | 0.400   | 0.400   | 0.415   | 0.404    |        |
|        |         | Stride efficiency (%)        | 49.62   | 82.42    | 73.97    | 67.47    | 70.05   | 72.82   | 66.13   | 61.29   | 66.98    |        |
|        |         | Stride count                 | 35.49   | 27.54    | 29.07    | 30.44    | 29.87   | 29.30   | 30.74   | 31.93   | 244.38   |        |

10 m Stride length



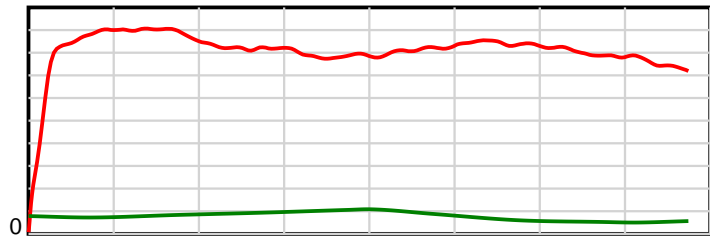
1600 m Finish

0.6 s Stride duration



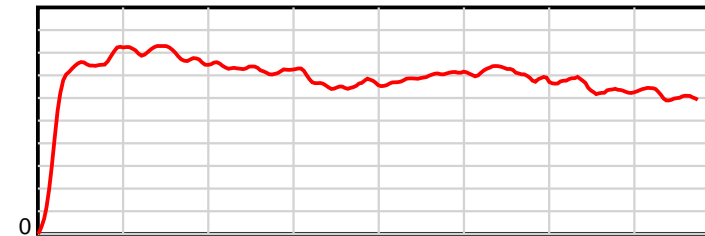
1600 m Finish

20 m/sec Speed



1600 m Finish

100 % Stride efficiency



1600 m Finish

Note: Horizontal distance axis grid lines are 200m furlongs.

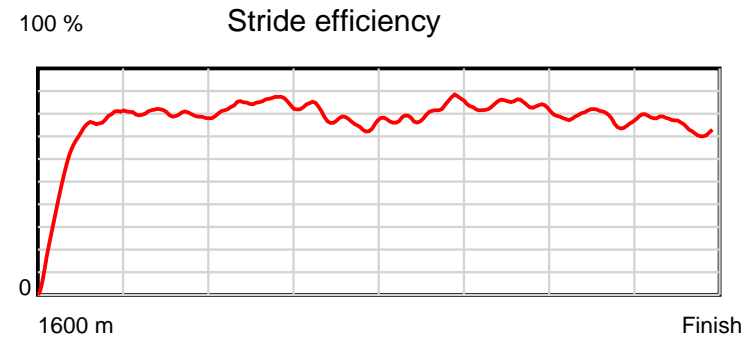
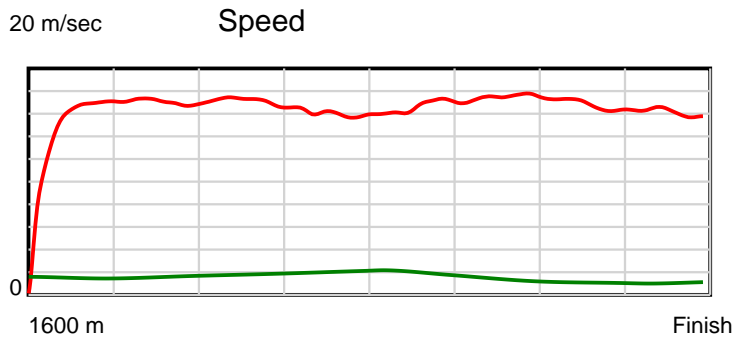
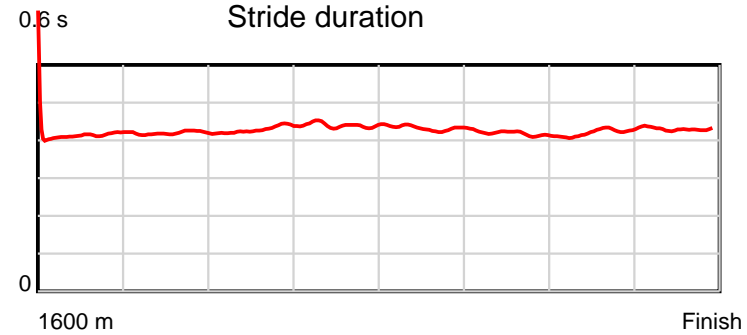
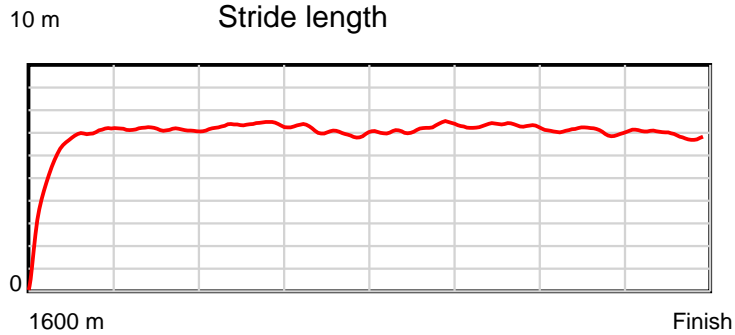
## Disclaimer.

Tasracing Pty Ltd and Thoroughbred Ratings Pty Ltd accepts no responsibility for the completeness or accuracy of any of the information contained herein, and makes no representations about its suitability for any particular purpose. Users should make their own judgements about those matters and/or seek independent advice. You assume all risks associated with use of the data provided on this page.

# Race Results

February 22, 2015, Race 1, MDN/CL1-SW, Distance 1600m, Mowbray - Offset 2m

| Result | TAB no. | Horse (Barrier)              | 1600 to | 1400m to | 1200m to | 1000m to | 800m to | 600m to | 400m to | 200m to | Total or | Margin |
|--------|---------|------------------------------|---------|----------|----------|----------|---------|---------|---------|---------|----------|--------|
| 10th   | 9       | Regal Quality (7)            | 1400m   | 1200m    | 1000m    | 800m     | 600m    | 400m    | 200m    | WP      | Average  |        |
|        |         | Position in running (margin) | -       | 7(3.1)   | 7(5.0)   | 6(3.7)   | 8(3.6)  | 7(3.5)  | 6(2.5)  | 8(4.8)  |          | 8.60   |
|        |         | Sectional time (s)           | 14.68   | 11.29    | 11.73    | 12.62    | 12.30   | 11.43   | 12.27   | 12.59   |          |        |
|        |         | Cumulative time (s)          | 98.90   | 84.22    | 72.93    | 61.20    | 48.58   | 36.28   | 24.85   | 12.59   | 1:38.90  |        |
|        |         | Speed (m/s)                  | 13.62   | 17.71    | 17.05    | 15.85    | 16.26   | 17.50   | 16.30   | 15.89   | 16.18    |        |
|        |         | Stride length (m)            | 5.83    | 7.44     | 7.27     | 6.96     | 7.05    | 7.35    | 6.83    | 6.84    | 6.91     |        |
|        |         | Stride duration (s)          | 0.424   | 0.420    | 0.426    | 0.439    | 0.433   | 0.420   | 0.419   | 0.431   | 0.427    |        |
|        |         | Stride efficiency (%)        | 53.06   | 86.54    | 82.62    | 75.80    | 77.58   | 84.46   | 72.84   | 73.20   | 74.64    |        |
|        |         | Stride count                 | 34.32   | 26.88    | 27.50    | 28.72    | 28.38   | 27.20   | 29.29   | 29.22   | 231.51   |        |



Note: Horizontal distance axis grid lines are 200m furlongs.

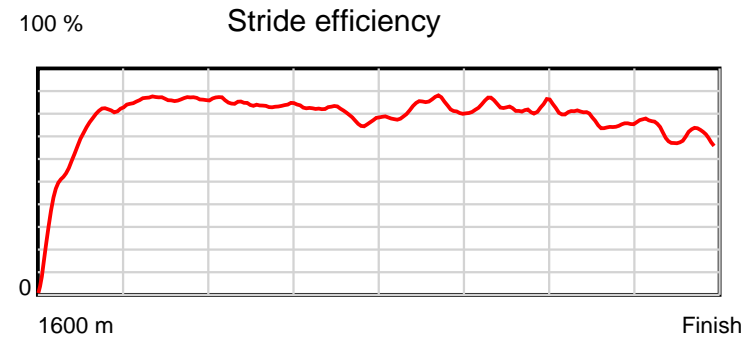
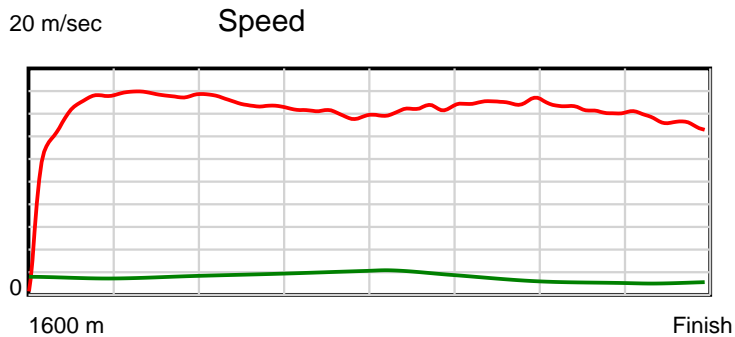
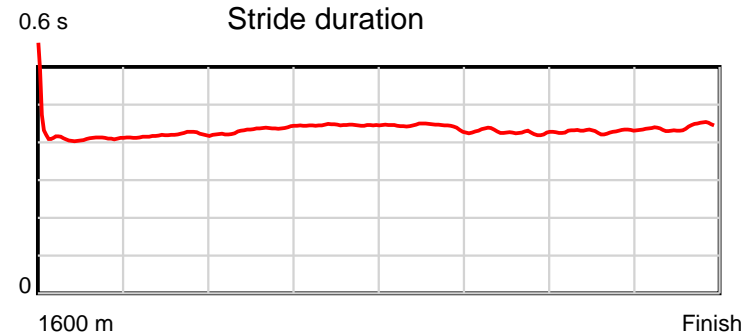
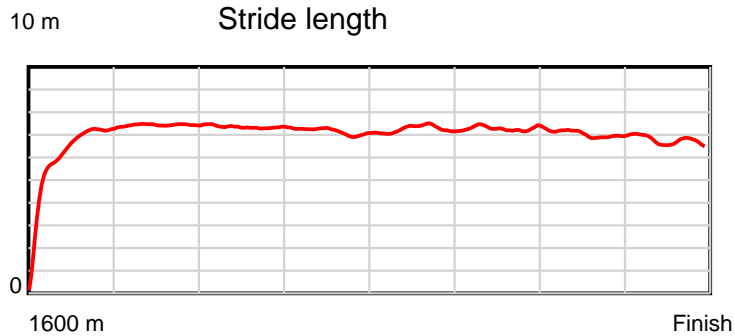
**Disclaimer.**

Tasracing Pty Ltd and Thoroughbred Ratings Pty Ltd accepts no responsibility for the completeness or accuracy of any of the information contained herein, and makes no representations about its suitability for any particular purpose. Users should make their own judgements about those matters and/or seek independent advice. You assume all risks associated with use of the data provided on this page.

# Race Results

February 22, 2015, Race 1, MDN/CL1-SW, Distance 1600m, Mowbray - Offset 2m

| Result | TAB no. | Horse (Barrier)              | 1600 to | 1400m to | 1200m to | 1000m to | 800m to | 600m to | 400m to | 200m to | Total or | Margin |
|--------|---------|------------------------------|---------|----------|----------|----------|---------|---------|---------|---------|----------|--------|
| 11th   | 12      | Majestic Milly (9)           | 1400m   | 1200m    | 1000m    | 800m     | 600m    | 400m    | 200m    | WP      | Average  |        |
|        |         | Position in running (margin) | -       | 2(0.7)   | 3(2.3)   | 3(0.5)   | 4(2.2)  | 6(2.7)  | 5(2.4)  | 7(4.4)  |          | 8.80   |
|        |         | Sectional time (s)           | 14.10   | 11.25    | 11.63    | 12.93    | 12.38   | 11.55   | 12.22   | 12.88   |          |        |
|        |         | Cumulative time (s)          | 98.94   | 84.84    | 73.59    | 61.96    | 49.03   | 36.65   | 25.10   | 12.88   | 1:38.94  |        |
|        |         | Speed (m/s)                  | 14.18   | 17.78    | 17.20    | 15.47    | 16.16   | 17.32   | 16.37   | 15.53   | 16.17    |        |
|        |         | Stride length (m)            | 5.83    | 7.45     | 7.44     | 6.89     | 7.14    | 7.39    | 7.02    | 6.83    | 6.96     |        |
|        |         | Stride duration (s)          | 0.413   | 0.419    | 0.433    | 0.446    | 0.442   | 0.427   | 0.429   | 0.440   | 0.430    |        |
|        |         | Stride efficiency (%)        | 53.16   | 86.66    | 86.44    | 74.26    | 79.64   | 85.29   | 76.93   | 72.95   | 75.68    |        |
|        |         | Stride count                 | 34.29   | 26.86    | 26.89    | 29.01    | 28.02   | 27.07   | 28.50   | 29.27   | 229.91   |        |



Note: Horizontal distance axis grid lines are 200m furlongs.

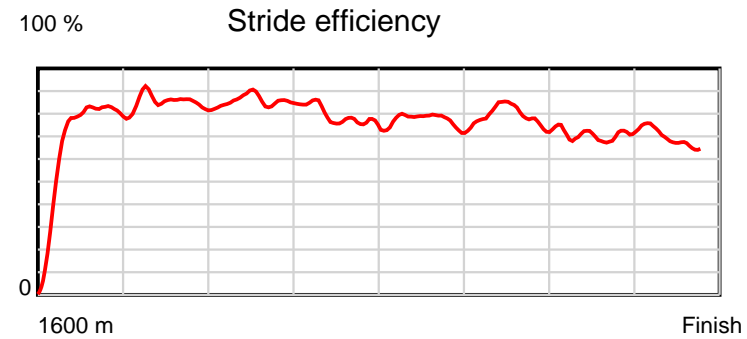
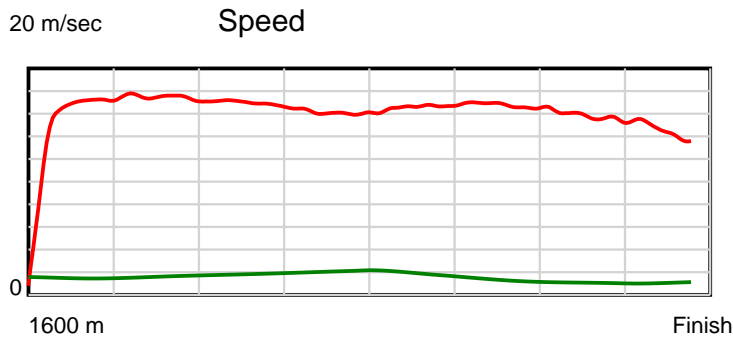
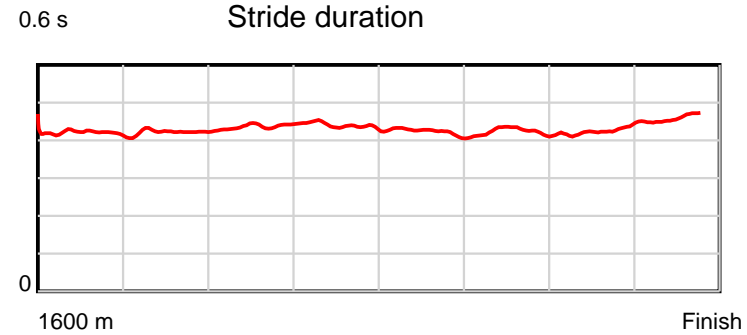
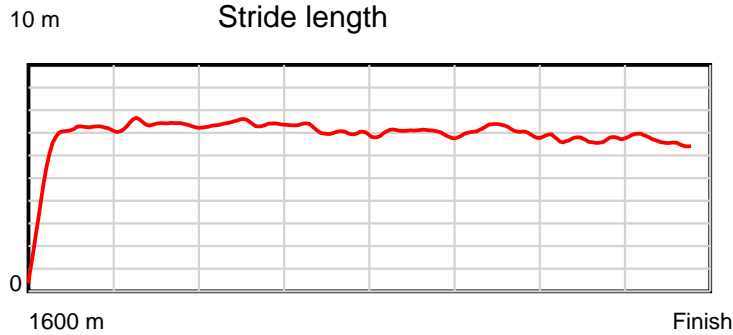
**Disclaimer.**

Tasracing Pty Ltd and Thoroughbred Ratings Pty Ltd accepts no responsibility for the completeness or accuracy of any of the information contained herein, and makes no representations about its suitability for any particular purpose. Users should make their own judgements about those matters and/or seek independent advice. You assume all risks associated with use of the data provided on this page.

# Race Results

February 22, 2015, Race 1, MDN/CL1-SW, Distance 1600m, Mowbray - Offset 2m

| Result | TAB no. | Horse (Barrier)              | 1600 to | 1400m to | 1200m to | 1000m to | 800m to | 600m to | 400m to | 200m to  | Total or | Margin |
|--------|---------|------------------------------|---------|----------|----------|----------|---------|---------|---------|----------|----------|--------|
| 12th   | 11      | St de Sales (12)             | 1400m   | 1200m    | 1000m    | 800m     | 600m    | 400m    | 200m    | WP       | Average  |        |
|        |         | Position in running (margin) | -       | 9(4.8)   | 8(6.1)   | 8(3.9)   | 7(3.4)  | 8(3.7)  | 12(6.0) | 12(10.3) |          | 20.10  |
|        |         | Sectional time (s)           | 15.05   | 11.19    | 11.57    | 12.56    | 12.35   | 11.99   | 12.60   | 13.81    |          |        |
|        |         | Cumulative time (s)          | 101.12  | 86.07    | 74.88    | 63.31    | 50.75   | 38.40   | 26.41   | 13.81    | 1:41.12  |        |
|        |         | Speed (m/s)                  | 13.29   | 17.87    | 17.29    | 15.92    | 16.19   | 16.68   | 15.87   | 14.48    | 15.82    |        |
|        |         | Stride length (m)            | 5.76    | 7.51     | 7.47     | 7.03     | 6.92    | 7.02    | 6.65    | 6.62     | 6.83     |        |
|        |         | Stride duration (s)          | 0.425   | 0.420    | 0.432    | 0.441    | 0.428   | 0.421   | 0.419   | 0.457    | 0.432    |        |
|        |         | Stride efficiency (%)        | 51.76   | 88.09    | 87.29    | 77.15    | 74.92   | 77.11   | 69.10   | 68.53    | 72.90    |        |
|        |         | Stride count                 | 34.75   | 26.64    | 26.76    | 28.46    | 28.89   | 28.47   | 30.08   | 30.20    | 234.25   |        |



Note: Horizontal distance axis grid lines are 200m furlongs.

**Disclaimer.**

Tasracing Pty Ltd and Thoroughbred Ratings Pty Ltd accepts no responsibility for the completeness or accuracy of any of the information contained herein, and makes no representations about its suitability for any particular purpose. Users should make their own judgements about those matters and/or seek independent advice. You assume all risks associated with use of the data provided on this page.