



Race Results

Tasmanian Turf Club, Launceston, February 22, 2015

Compilation date: February 22, 2015, 4:34:49 PM (EST)

Copyright © 2015 Tasracing Pty Ltd. All rights reserved.

Trademarks.

StrideMASTER is a registered trademark of Thoroughbred Ratings Pty Ltd.

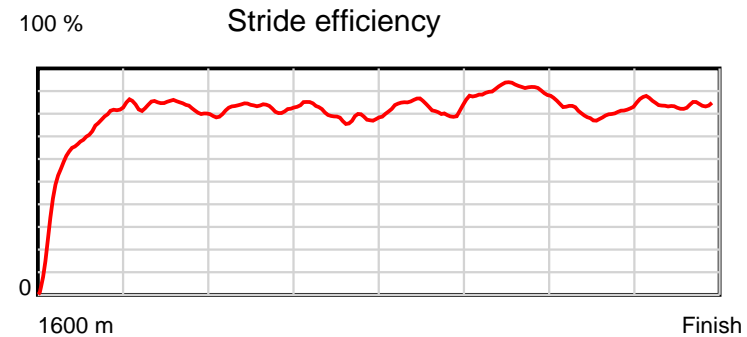
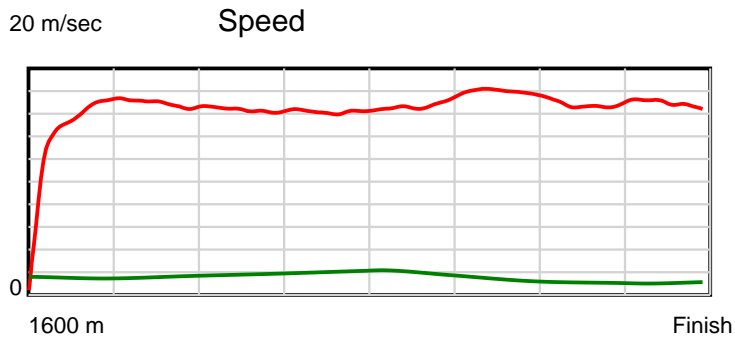
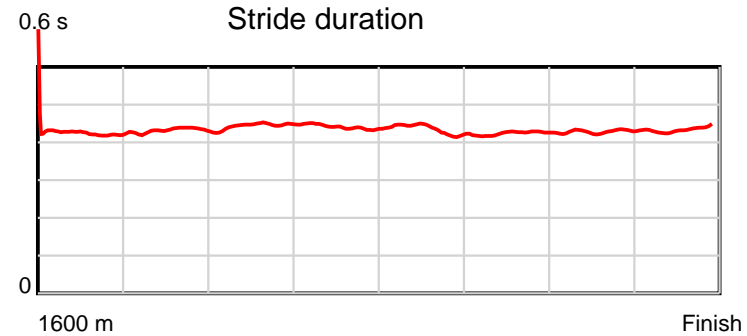
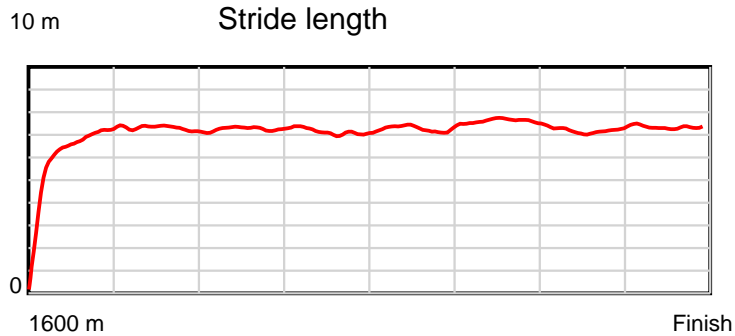
Disclaimer.

Tasracing Pty Ltd and Thoroughbred Ratings Pty Ltd accepts no responsibility for the completeness or accuracy of any of the information contained herein, and makes no representations about its suitability for any particular purpose. Users should make their own judgements about those matters and/or seek independent advice. You assume all risks associated with use of the data provided on this page.

Race Results

February 22, 2015, Race 2, MDN/CL1-SW, Distance 1600m, Mowbray - Offset 2m

Result	TAB no.	Horse (Barrier)	1600 to	1400m to	1200m to	1000m to	800m to	600m to	400m to	200m to	Total or	Margin
1st	5	Settler's Ston... (2)	1400m	1200m	1000m	800m	600m	400m	200m	WP	Average	
		Position in running (margin)	-	8(3.6)	7(6.8)	7(8.0)	7(6.4)	7(3.1)	5(2.5)	4(4.7)		0.00
		Sectional time (s)	14.64	11.69	12.23	12.54	12.12	11.18	11.93	11.87		
		Cumulative time (s)	98.20	83.56	71.87	59.64	47.10	34.98	23.80	11.87	1:38.20	
		Speed (m/s)	13.66	17.11	16.35	15.95	16.50	17.89	16.76	16.85	16.29	
		Stride length (m)	6.02	7.39	7.24	7.04	7.18	7.58	7.18	7.34	7.09	
		Stride duration (s)	0.441	0.432	0.443	0.441	0.435	0.424	0.428	0.436	0.435	
		Stride efficiency (%)	56.66	85.31	81.90	77.39	80.45	89.76	80.53	84.20	78.52	
		Stride count	33.22	27.07	27.63	28.42	27.87	26.39	27.86	27.25	225.71	



Note: Horizontal distance axis grid lines are 200m furlongs.

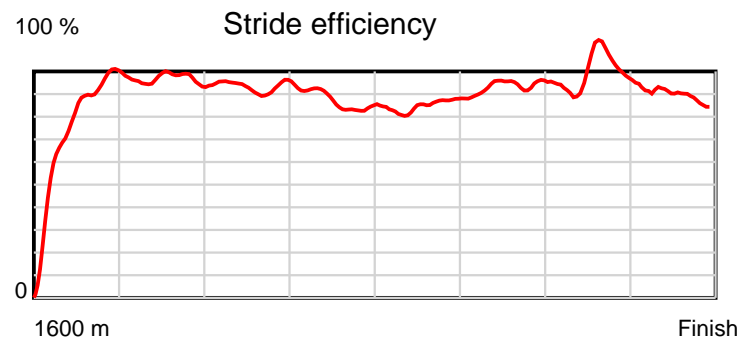
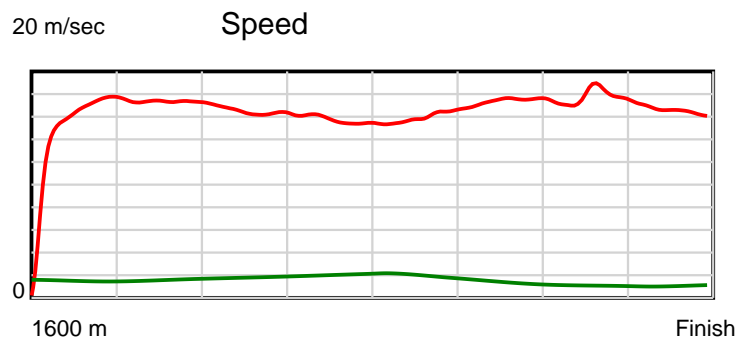
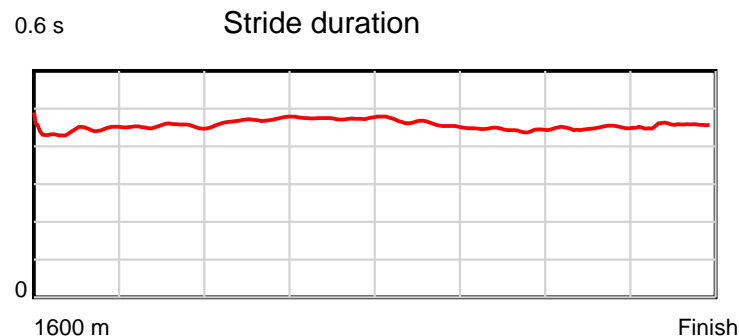
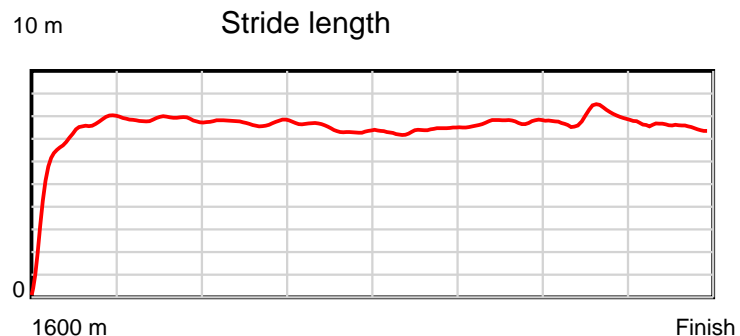
Disclaimer.

Tasracing Pty Ltd and Thoroughbred Ratings Pty Ltd accepts no responsibility for the completeness or accuracy of any of the information contained herein, and makes no representations about its suitability for any particular purpose. Users should make their own judgements about those matters and/or seek independent advice. You assume all risks associated with use of the data provided on this page.

Race Results

February 22, 2015, Race 2, MDN/CL1-SW, Distance 1600m, Mowbray - Offset 2m

Result	TAB no.	Horse (Barrier)	1600 to	1400m to	1200m to	1000m to	800m to	600m to	400m to	200m to	Total or	Margin
2nd	8	Steven's Wonde... (6)	1400m	1200m	1000m	800m	600m	400m	200m	WP	Average	
		Position in running (margin)	-	2(0.1)	1(0.0)	1(0.0)	2(0.1)	1(0.0)	1(0.0)	1(0.0)		0.40
		Sectional time (s)	14.42	11.15	12.02	12.82	12.66	11.29	11.56	12.35		
		Cumulative time (s)	98.27	83.85	72.70	60.68	47.86	35.20	23.91	12.35	1:38.26	
		Speed (m/s)	13.87	17.94	16.64	15.60	15.80	17.71	17.30	16.19	16.28	
		Stride length (m)	6.31	8.12	7.77	7.40	7.32	7.88	7.74	7.35	7.45	
		Stride duration (s)	0.442	0.453	0.467	0.474	0.464	0.445	0.447	0.454	0.457	
		Stride efficiency (%)	62.16	103.04	94.38	85.60	83.83	97.06	93.66	84.52	86.70	
		Stride count	31.71	24.63	25.74	27.02	27.31	25.38	25.83	27.19	214.81	



Note: Horizontal distance axis grid lines are 200m furlongs.

Disclaimer.

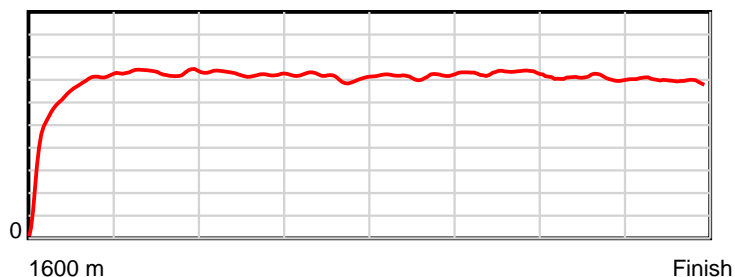
Tasracing Pty Ltd and Thoroughbred Ratings Pty Ltd accepts no responsibility for the completeness or accuracy of any of the information contained herein, and makes no representations about its suitability for any particular purpose. Users should make their own judgements about those matters and/or seek independent advice. You assume all risks associated with use of the data provided on this page.

Race Results

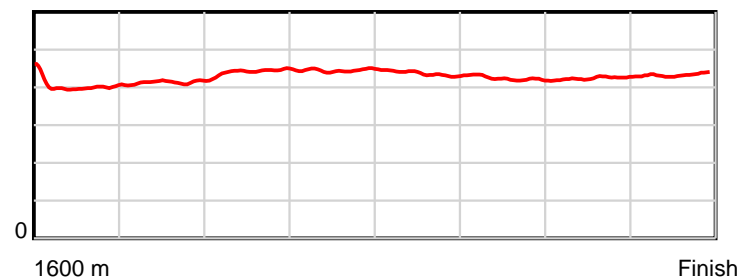
February 22, 2015, Race 2, MDN/CL1-SW, Distance 1600m, Mowbray - Offset 2m

Result	TAB no.	Horse (Barrier)	1600 to	1400m to	1200m to	1000m to	800m to	600m to	400m to	200m to	Total or	Margin
3rd	1	Arkadashim (7)	1400m	1200m	1000m	800m	600m	400m	200m	WP	Average	
		Position in running (margin)	-	6(2.5)	3(2.1)	3(2.4)	3(1.2)	3(0.3)	3(1.3)	2(3.4)		1.70
		Sectional time (s)	14.61	11.11	12.05	12.61	12.54	11.45	11.91	12.23		
		Cumulative time (s)	98.51	83.90	72.79	60.74	48.13	35.59	24.15	12.23	1:38.51	
		Speed (m/s)	13.69	18.00	16.60	15.86	15.95	17.47	16.79	16.35	16.24	
		Stride length (m)	5.91	7.42	7.33	7.06	6.97	7.41	7.09	7.08	7.00	
		Stride duration (s)	0.409	0.412	0.442	0.445	0.437	0.424	0.423	0.433	0.431	
		Stride efficiency (%)	54.60	86.00	84.04	77.79	75.94	85.74	78.66	78.38	76.60	
		Stride count	33.83	26.96	27.27	28.35	28.69	27.00	28.19	28.24	228.53	

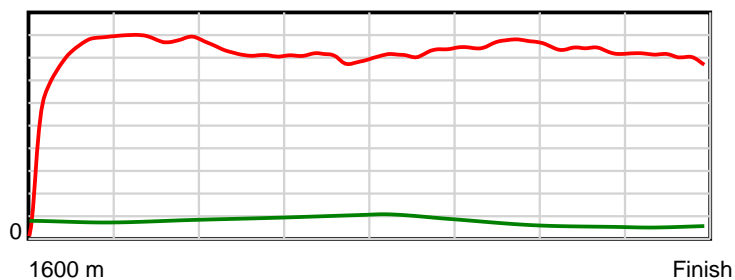
10 m Stride length



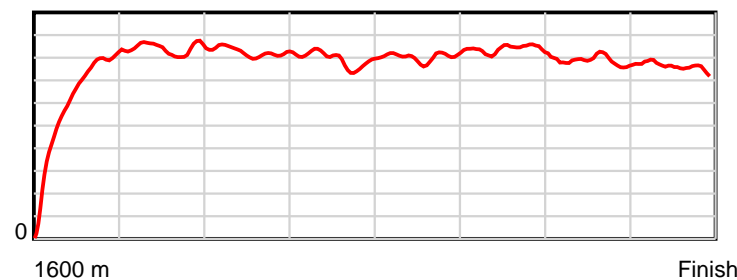
0.6 s Stride duration



20 m/sec Speed



100 % Stride efficiency



Note: Horizontal distance axis grid lines are 200m furlongs.

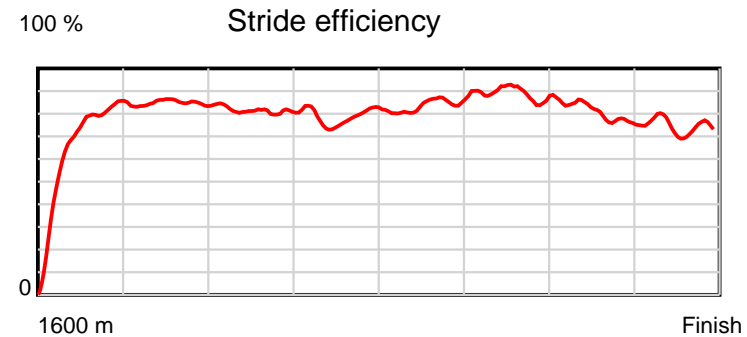
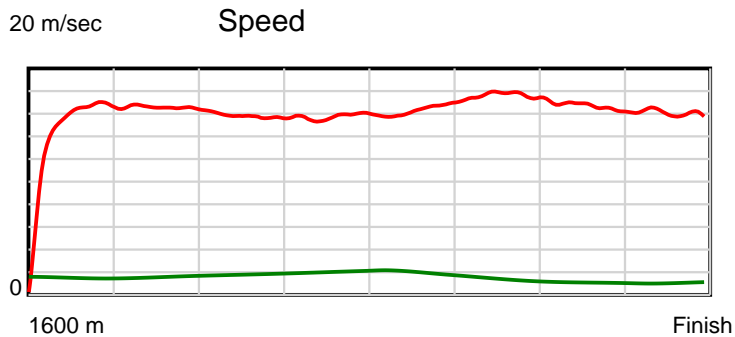
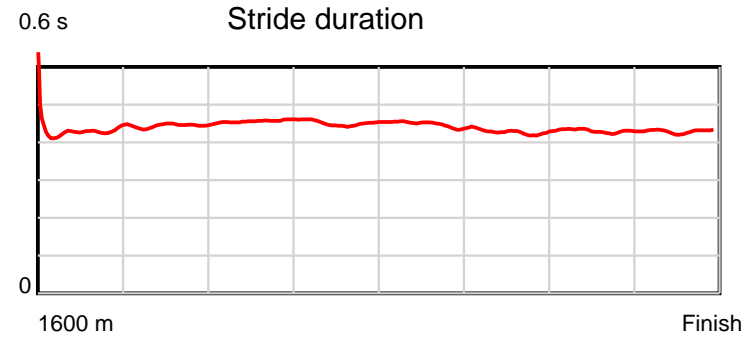
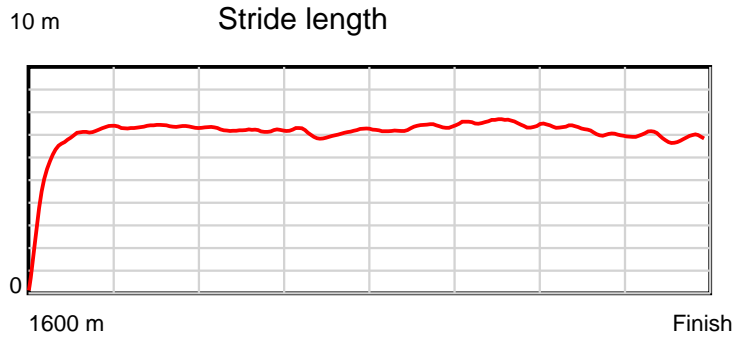
Disclaimer.

Tasracing Pty Ltd and Thoroughbred Ratings Pty Ltd accepts no responsibility for the completeness or accuracy of any of the information contained herein, and makes no representations about its suitability for any particular purpose. Users should make their own judgements about those matters and/or seek independent advice. You assume all risks associated with use of the data provided on this page.

Race Results

February 22, 2015, Race 2, MDN/CL1-SW, Distance 1600m, Mowbray - Offset 2m

Result	TAB no.	Horse (Barrier)	1600 to	1400m to	1200m to	1000m to	800m to	600m to	400m to	200m to	Total or	Margin
5th	4	Lake Fergus (9)	1400m	1200m	1000m	800m	600m	400m	200m	WP	Average	
		Position in running (margin)	-	4(1.8)	5(3.8)	6(6.6)	4(3.3)	4(1.4)	4(2.0)	3(3.5)		4.00
		Sectional time (s)	14.71	11.50	12.48	12.26	12.36	11.40	11.81	12.43		
		Cumulative time (s)	98.94	84.23	72.73	60.25	48.00	35.64	24.24	12.43	1:38.94	
		Speed (m/s)	13.59	17.39	16.03	16.31	16.18	17.54	16.93	16.09	16.17	
		Stride length (m)	5.98	7.73	7.29	7.36	7.25	7.49	7.28	6.92	7.12	
		Stride duration (s)	0.429	0.444	0.455	0.451	0.448	0.427	0.430	0.430	0.440	
		Stride efficiency (%)	55.81	93.25	83.00	84.61	82.16	87.55	82.80	74.79	79.26	
		Stride count	33.46	25.89	27.44	27.18	27.58	26.72	27.48	28.91	224.66	



Note: Horizontal distance axis grid lines are 200m furlongs.

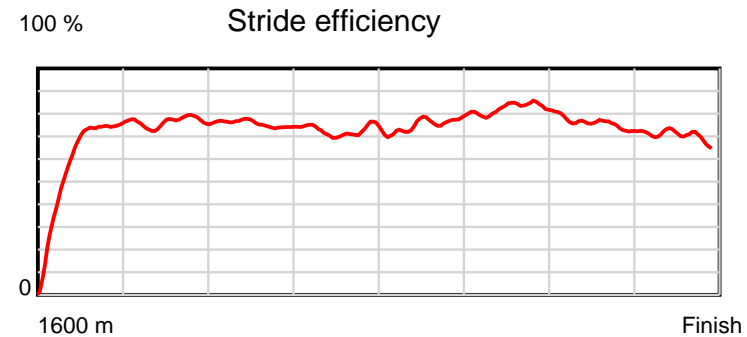
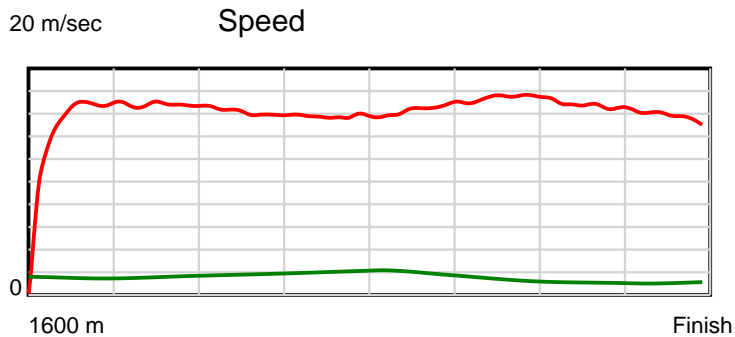
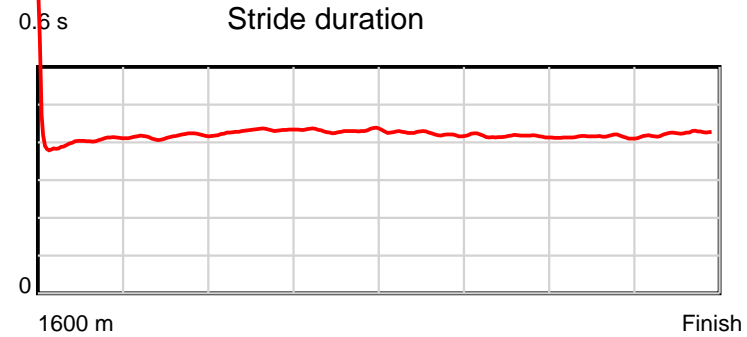
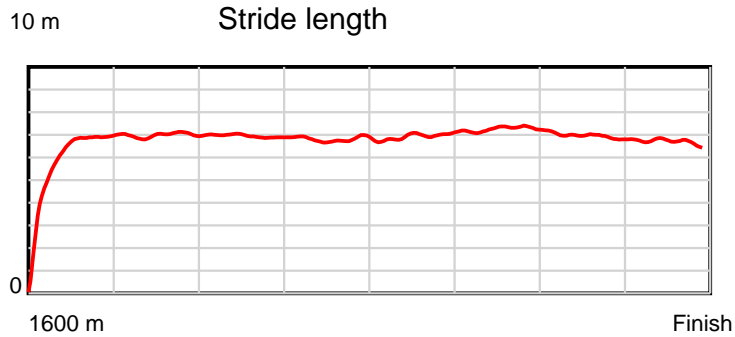
Disclaimer.

Tasracing Pty Ltd and Thoroughbred Ratings Pty Ltd accepts no responsibility for the completeness or accuracy of any of the information contained herein, and makes no representations about its suitability for any particular purpose. Users should make their own judgements about those matters and/or seek independent advice. You assume all risks associated with use of the data provided on this page.

Race Results

February 22, 2015, Race 2, MDN/CL1-SW, Distance 1600m, Mowbray - Offset 2m

Result	TAB no.	Horse (Barrier)	1600 to	1400m to	1200m to	1000m to	800m to	600m to	400m to	200m to	Total or	Margin
6th	11	Easy As That (5)	1400m	1200m	1000m	800m	600m	400m	200m	WP	Average	
		Position in running (margin)	-	1(0.0)	4(3.2)	4(4.8)	5(4.1)	6(2.4)	6(3.0)	6(5.6)		4.50
		Sectional time (s)	14.11	11.70	12.28	12.69	12.40	11.40	11.98	12.49		
		Cumulative time (s)	99.04	84.93	73.23	60.96	48.26	35.87	24.47	12.49	1:39.04	
		Speed (m/s)	14.18	17.09	16.29	15.76	16.13	17.54	16.69	16.01	16.16	
		Stride length (m)	5.74	7.11	7.00	6.80	6.82	7.32	6.91	6.79	6.78	
		Stride duration (s)	0.406	0.416	0.430	0.431	0.422	0.417	0.414	0.424	0.420	
		Stride efficiency (%)	51.49	78.95	76.67	72.20	72.58	83.77	74.63	72.04	71.81	
		Stride count	34.84	28.14	28.55	29.42	29.35	27.32	28.94	29.46	236.02	



Note: Horizontal distance axis grid lines are 200m furlongs.

Disclaimer.

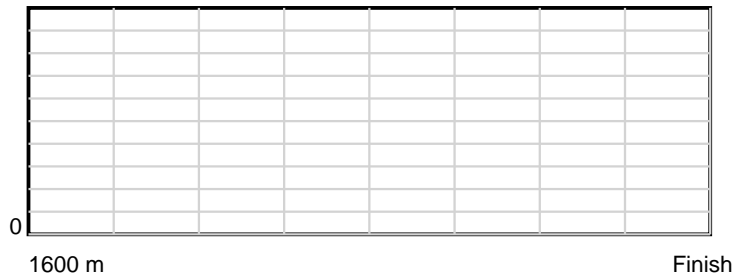
Tasracing Pty Ltd and Thoroughbred Ratings Pty Ltd accepts no responsibility for the completeness or accuracy of any of the information contained herein, and makes no representations about its suitability for any particular purpose. Users should make their own judgements about those matters and/or seek independent advice. You assume all risks associated with use of the data provided on this page.

Race Results


February 22, 2015, Race 2, MDN/CL1-SW, Distance 1600m, Mowbray - Offset 2m

Result	TAB no.	Horse (Barrier)	1600 to	1400m to	1200m to	1000m to	800m to	600m to	400m to	200m to	Total or	Margin
7th	7	Husna (12)										
		Position in running (margin)										
		Sectional time (s)										
		Cumulative time (s)										
		Speed (m/s)										
		Stride length (m)										
		Stride duration (s)										
		Stride efficiency (%)										
		Stride count										

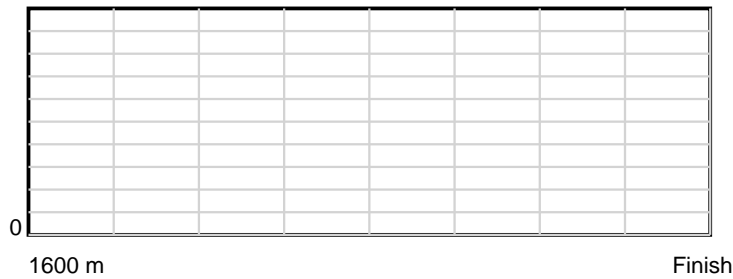
10 m Stride length



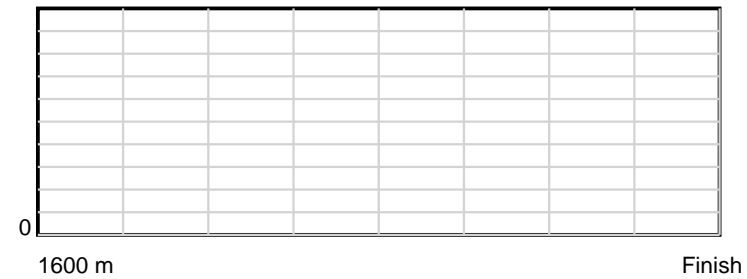
0.6 s Stride duration



20 m/sec Speed



100 % Stride efficiency



Note: Horizontal distance axis grid lines are 200m furlongs.

Disclaimer.

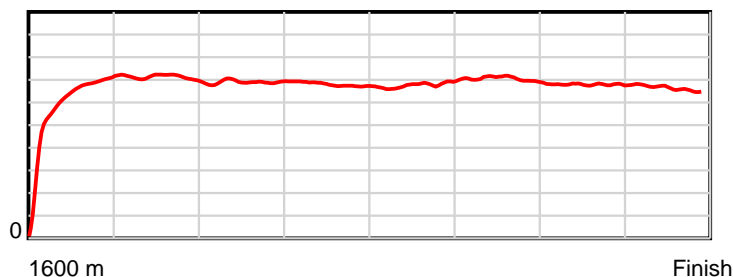
Tasracing Pty Ltd and Thoroughbred Ratings Pty Ltd accepts no responsibility for the completeness or accuracy of any of the information contained herein, and makes no representations about its suitability for any particular purpose. Users should make their own judgements about those matters and/or seek independent advice. You assume all risks associated with use of the data provided on this page.

Race Results

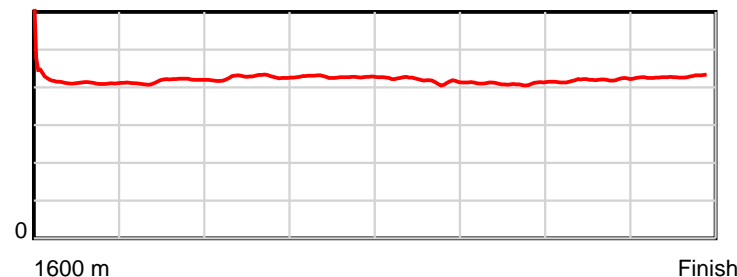
February 22, 2015, Race 2, MDN/CL1-SW, Distance 1600m, Mowbray - Offset 2m

Result	TAB no.	Horse (Barrier)	1600 to	1400m to	1200m to	1000m to	800m to	600m to	400m to	200m to	Total or	Margin
8th	3	Dartel (1)	1400m	1200m	1000m	800m	600m	400m	200m	WP	Average	
		Position in running (margin)	-	5(2.2)	6(3.8)	5(5.4)	6(4.3)	5(2.0)	7(3.1)	7(7.6)		9.80
		Sectional time (s)	14.85	11.44	12.27	12.64	12.28	11.48	12.30	12.78		
		Cumulative time (s)	100.04	85.19	73.75	61.47	48.84	36.56	25.08	12.78	1:40.04	
		Speed (m/s)	13.47	17.48	16.30	15.82	16.29	17.42	16.26	15.65	15.99	
		Stride length (m)	5.72	7.28	6.95	6.77	6.82	7.14	6.81	6.71	6.74	
		Stride duration (s)	0.413	0.416	0.426	0.428	0.419	0.410	0.419	0.429	0.422	
		Stride efficiency (%)	51.09	82.79	75.49	71.58	72.72	79.65	72.40	70.30	71.03	
		Stride count	34.98	27.48	28.78	29.55	29.32	28.01	29.38	29.82	237.32	

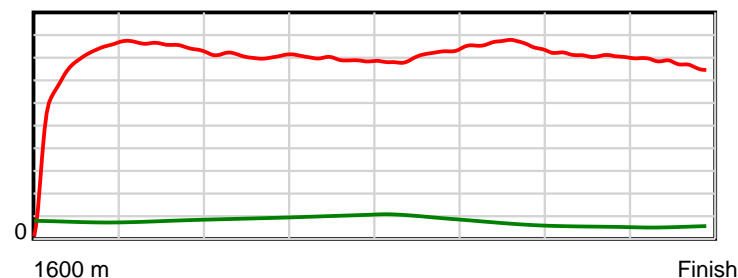
10 m Stride length



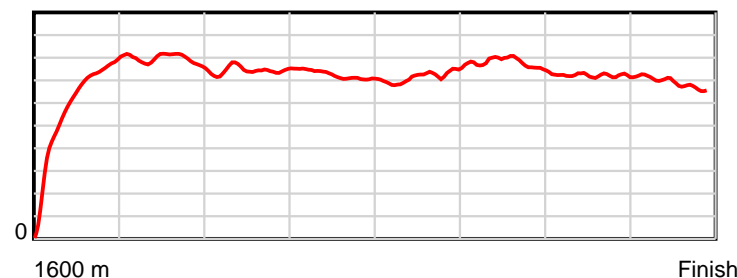
0.6 s Stride duration



20 m/sec Speed



100 % Stride efficiency



Note: Horizontal distance axis grid lines are 200m furlongs.

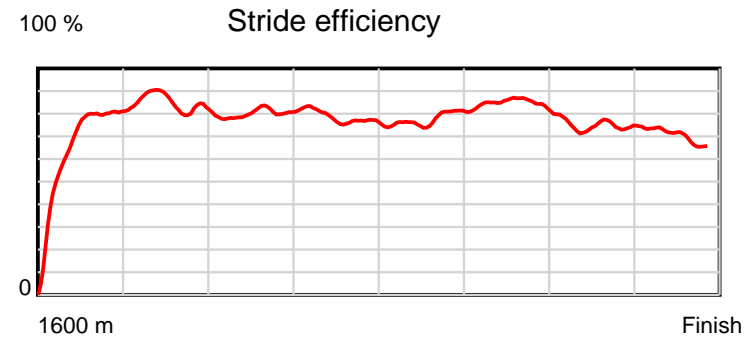
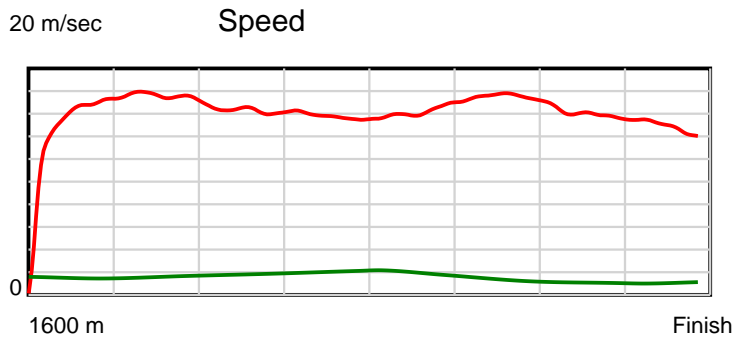
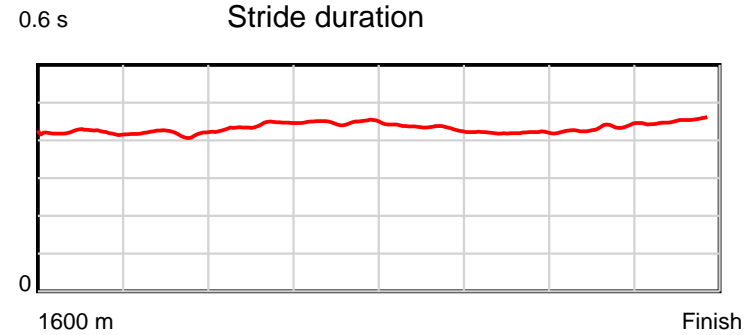
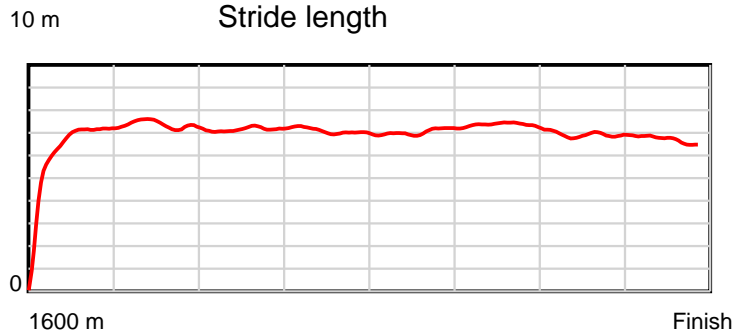
Disclaimer.

Tasracing Pty Ltd and Thoroughbred Ratings Pty Ltd accepts no responsibility for the completeness or accuracy of any of the information contained herein, and makes no representations about its suitability for any particular purpose. Users should make their own judgements about those matters and/or seek independent advice. You assume all risks associated with use of the data provided on this page.

Race Results

February 22, 2015, Race 2, MDN/CL1-SW, Distance 1600m, Mowbray - Offset 2m

Result	TAB no.	Horse (Barrier)	1600 to	1400m to	1200m to	1000m to	800m to	600m to	400m to	200m to	Total or	Margin
9th	12	What a Night (10)	1400m	1200m	1000m	800m	600m	400m	200m	WP	Average	
		Position in running (margin)	-	3(0.9)	2(0.2)	2(0.8)	1(0.0)	2(0.3)	2(0.7)	5(4.7)		10.20
		Sectional time (s)	14.53	11.05	12.11	12.68	12.73	11.36	12.23	13.43		
		Cumulative time (s)	100.11	85.58	74.53	62.42	49.74	37.01	25.66	13.43	1:40.11	
		Speed (m/s)	13.76	18.10	16.52	15.77	15.71	17.61	16.35	14.89	15.98	
		Stride length (m)	5.92	7.57	7.22	7.07	6.85	7.40	7.02	6.72	6.94	
		Stride duration (s)	0.422	0.418	0.437	0.448	0.436	0.420	0.429	0.452	0.434	
		Stride efficiency (%)	54.82	89.52	81.50	78.12	73.42	85.65	76.94	70.61	75.22	
		Stride count	33.77	26.42	27.69	28.29	29.18	27.01	28.50	29.75	230.61	



Note: Horizontal distance axis grid lines are 200m furlongs.

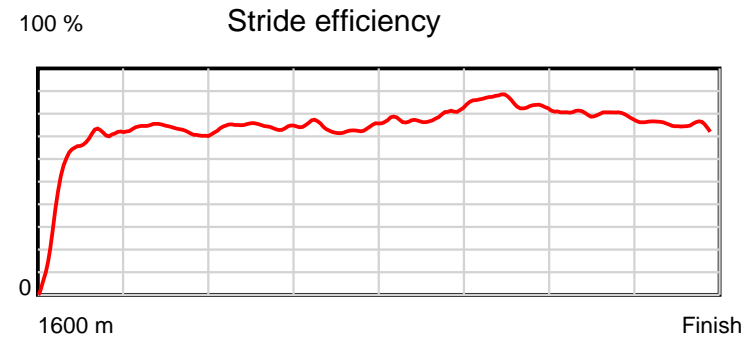
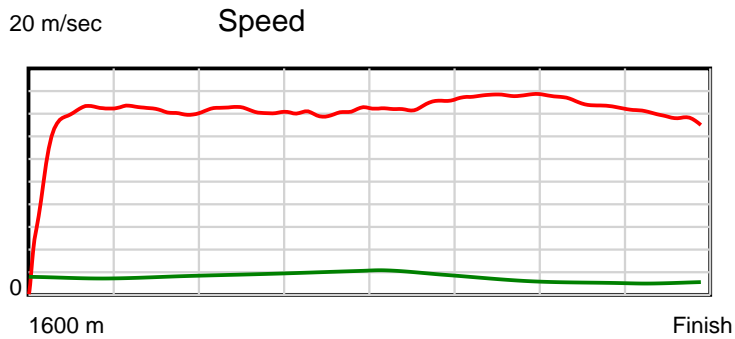
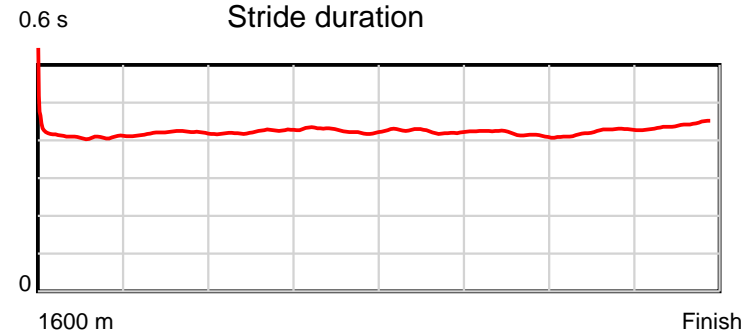
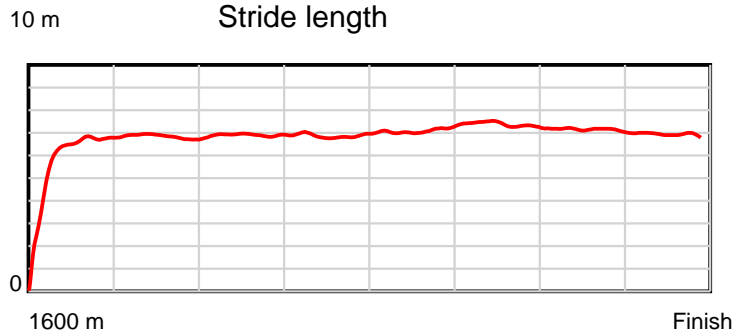
Disclaimer.

Tasracing Pty Ltd and Thoroughbred Ratings Pty Ltd accepts no responsibility for the completeness or accuracy of any of the information contained herein, and makes no representations about its suitability for any particular purpose. Users should make their own judgements about those matters and/or seek independent advice. You assume all risks associated with use of the data provided on this page.

Race Results

February 22, 2015, Race 2, MDN/CL1-SW, Distance 1600m, Mowbray - Offset 2m

Result	TAB no.	Horse (Barrier)	1600 to	1400m to	1200m to	1000m to	800m to	600m to	400m to	200m to	Total or	Margin
10th	9	Strictly Roman... (3)	1400m	1200m	1000m	800m	600m	400m	200m	WP	Average	
		Position in running (margin)	-	7(3.3)	8(8.3)	8(9.7)	9(8.2)	9(5.5)	8(5.7)	8(9.2)		11.70
		Sectional time (s)	15.22	12.00	12.24	12.55	12.23	11.32	12.15	12.69		
		Cumulative time (s)	100.40	85.18	73.18	60.94	48.38	36.15	24.83	12.69	1:40.40	
		Speed (m/s)	13.14	16.67	16.34	15.94	16.35	17.67	16.46	15.76	15.94	
		Stride length (m)	5.73	6.98	6.89	6.79	6.94	7.42	6.92	6.93	6.79	
		Stride duration (s)	0.420	0.419	0.422	0.426	0.424	0.420	0.420	0.440	0.426	
		Stride efficiency (%)	51.25	76.16	74.15	72.02	75.24	85.93	74.76	75.08	72.06	
		Stride count	34.92	28.65	29.03	29.46	28.82	26.97	28.92	28.85	235.62	



Note: Horizontal distance axis grid lines are 200m furlongs.

Disclaimer.

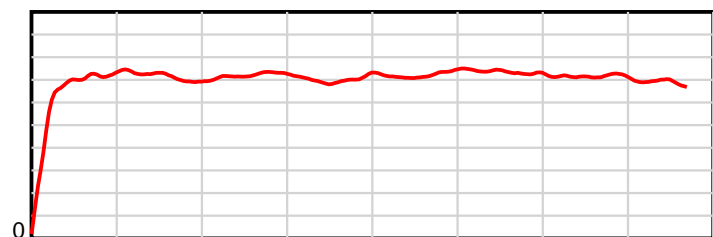
Tasracing Pty Ltd and Thoroughbred Ratings Pty Ltd accepts no responsibility for the completeness or accuracy of any of the information contained herein, and makes no representations about its suitability for any particular purpose. Users should make their own judgements about those matters and/or seek independent advice. You assume all risks associated with use of the data provided on this page.

Race Results

February 22, 2015, Race 2, MDN/CL1-SW, Distance 1600m, Mowbray - Offset 2m

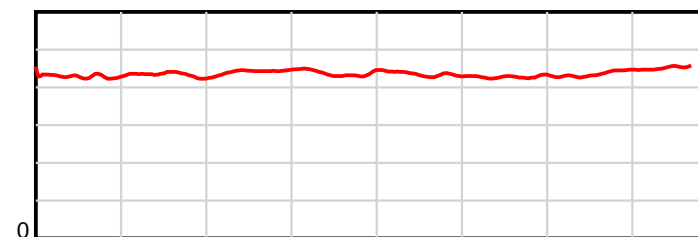
Result	TAB no.	Horse (Barrier)	1600 to	1400m to	1200m to	1000m to	800m to	600m to	400m to	200m to	Total or	Margin
11th	10	Dream Gazer (11)	1400m	1200m	1000m	800m	600m	400m	200m	WP	Average	
		Position in running (margin)	-	10(6.9)	9(9.2)	9(9.7)	8(7.7)	8(5.2)	9(6.7)	9(9.4)		11.90
		Sectional time (s)	15.67	11.54	12.10	12.47	12.25	11.54	12.01	12.85		
		Cumulative time (s)	100.44	84.77	73.24	61.13	48.66	36.41	24.87	12.85	1:40.44	
		Speed (m/s)	12.76	17.33	16.53	16.04	16.33	17.33	16.65	15.56	15.93	
		Stride length (m)	5.65	7.53	7.22	7.04	7.13	7.41	7.19	7.02	6.97	
		Stride duration (s)	0.430	0.434	0.437	0.439	0.437	0.428	0.432	0.451	0.438	
		Stride efficiency (%)	49.94	88.57	81.43	77.47	79.43	85.77	80.77	76.95	76.00	
		Stride count	35.38	26.57	27.71	28.40	28.05	27.00	27.82	28.50	229.43	

10 m Stride length



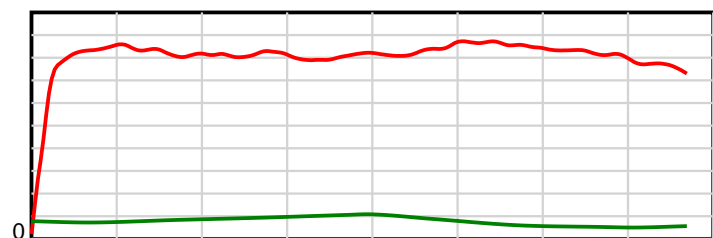
1600 m Finish

0.6 s Stride duration



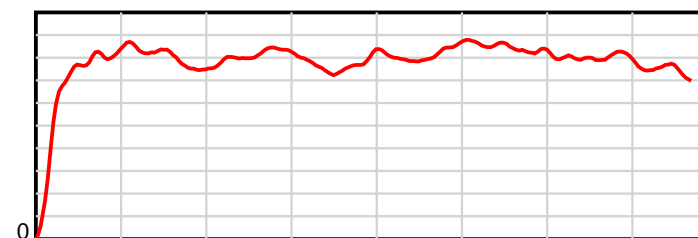
1600 m Finish

20 m/sec Speed



1600 m Finish

100 % Stride efficiency



1600 m Finish

Note: Horizontal distance axis grid lines are 200m furlongs.

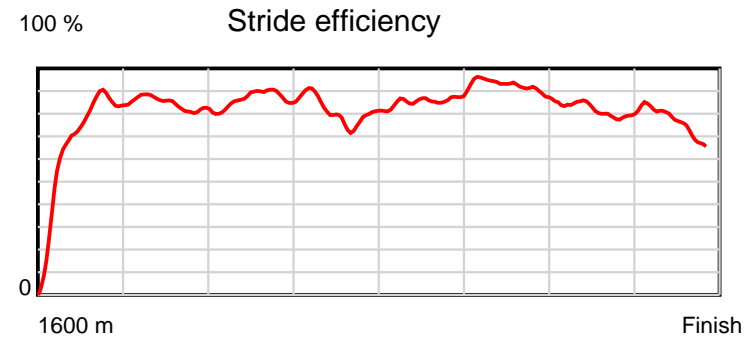
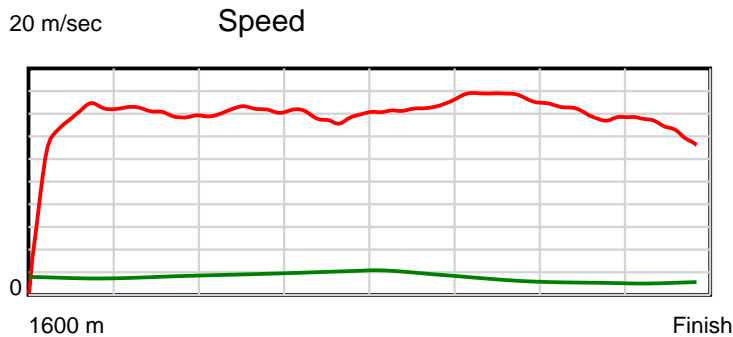
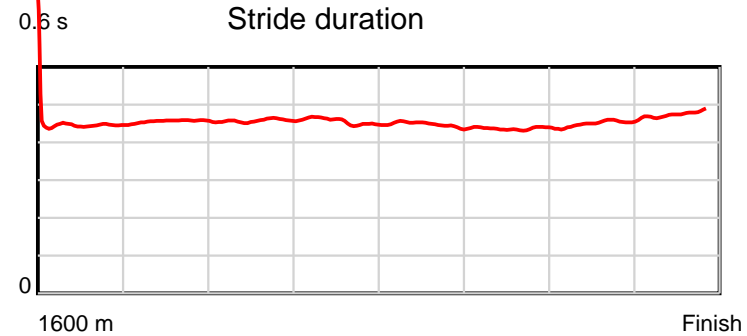
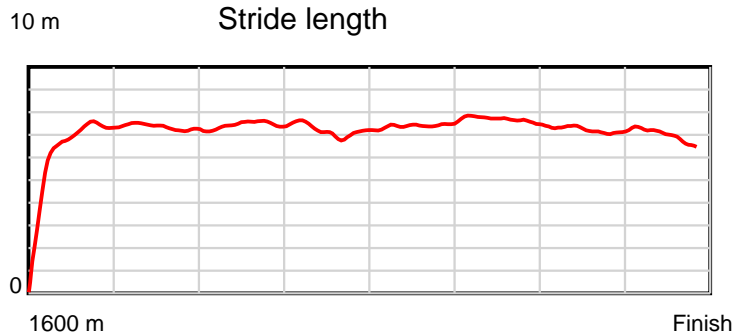
Disclaimer.

Tasracing Pty Ltd and Thoroughbred Ratings Pty Ltd accepts no responsibility for the completeness or accuracy of any of the information contained herein, and makes no representations about its suitability for any particular purpose. Users should make their own judgements about those matters and/or seek independent advice. You assume all risks associated with use of the data provided on this page.

Race Results

February 22, 2015, Race 2, MDN/CL1-SW, Distance 1600m, Mowbray - Offset 2m

Result	TAB no.	Horse (Barrier)	1600 to	1400m to	1200m to	1000m to	800m to	600m to	400m to	200m to	Total or	Margin
12th	6	Dropaclanger (8)	1400m	1200m	1000m	800m	600m	400m	200m	WP	Average	
		Position in running (margin)	-	9(5.4)	10(10.3)	10(11.5)	10(10.3)	10(7.3)	10(7.0)	10(12.4)		16.70
		Sectional time (s)	15.34	11.98	12.21	12.61	12.16	11.25	12.46	13.36		
		Cumulative time (s)	101.37	86.03	74.05	61.84	49.23	37.06	25.82	13.36	1:41.37	
		Speed (m/s)	13.03	16.69	16.38	15.86	16.45	17.78	16.05	14.97	15.78	
		Stride length (m)	6.28	7.60	7.49	7.23	7.37	7.76	7.19	7.10	7.23	
		Stride duration (s)	0.469	0.455	0.457	0.456	0.448	0.436	0.448	0.474	0.458	
		Stride efficiency (%)	61.64	90.15	87.74	81.75	84.91	94.00	80.85	78.78	81.60	
		Stride count	31.84	26.33	26.69	27.65	27.13	25.79	27.81	28.17	221.41	



Note: Horizontal distance axis grid lines are 200m furlongs.

Disclaimer.

Tasracing Pty Ltd and Thoroughbred Ratings Pty Ltd accepts no responsibility for the completeness or accuracy of any of the information contained herein, and makes no representations about its suitability for any particular purpose. Users should make their own judgements about those matters and/or seek independent advice. You assume all risks associated with use of the data provided on this page.