



## Race Results

Tasmanian Turf Club, Launceston, February 22, 2015

Compilation date: February 23, 2015, 9:51:37 AM (EST)

Copyright © 2015 Tasracing Pty Ltd. All rights reserved.

### Trademarks.

StrideMASTER is a registered trademark of Thoroughbred Ratings Pty Ltd.

### Disclaimer.

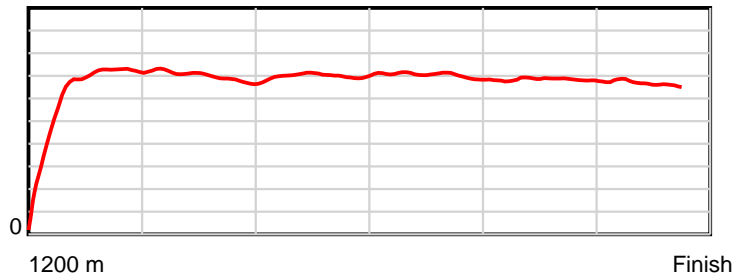
Tasracing Pty Ltd and Thoroughbred Ratings Pty Ltd accepts no responsibility for the completeness or accuracy of any of the information contained herein, and makes no representations about its suitability for any particular purpose. Users should make their own judgements about those matters and/or seek independent advice. You assume all risks associated with use of the data provided on this page.

# Race Results

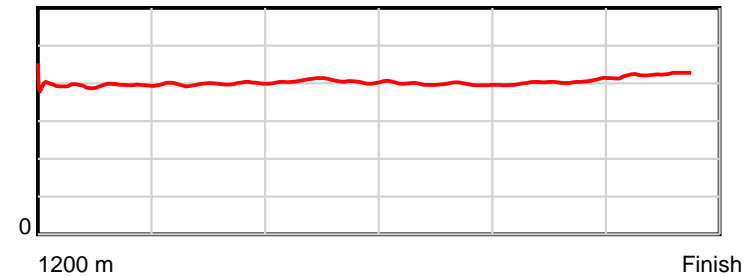
February 22, 2015, Race 4, MDN-SW, Distance 1200m, Mowbray - Offset 2m

Result	TAB no.	Horse (Barrier)	1200 to	1000m to	800m to	600m to	400m to	200m to	Total or	Margin
1st	12	Tangerine Quee... (5)	1000m	800m	600m	400m	200m	WP	Average	
		Position in running (margin)	-	1(0.0)	1(0.0)	1(0.0)	1(0.0)	1(0.0)		0.00
		Sectional time (s)	13.94	11.11	11.52	11.12	11.67	12.85		
		Cumulative time (s)	72.21	58.27	47.16	35.64	24.52	12.85	1:12.20	
		Speed (m/s)	14.35	18.00	17.36	17.99	17.14	15.56	16.62	
		Stride length (m)	5.92	7.14	7.05	7.18	6.84	6.54	6.75	
		Stride duration (s)	0.413	0.397	0.406	0.399	0.399	0.420	0.406	
		Stride efficiency (%)	54.78	79.75	77.62	80.51	73.15	66.81	71.15	
		Stride count	33.78	28.00	28.38	27.86	29.23	30.59	177.84	

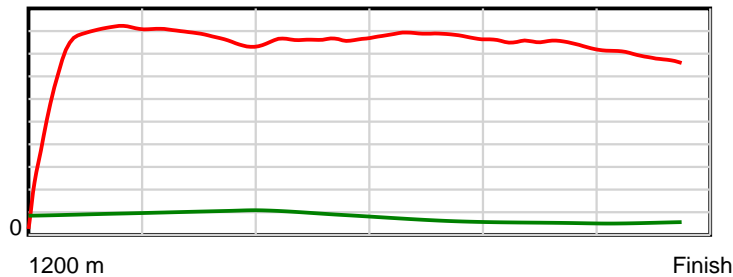
10 m Stride length



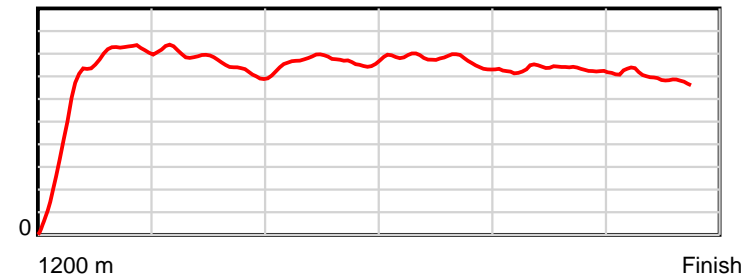
0.6 s Stride duration



20 m/sec Speed



100 % Stride efficiency



Note: Horizontal distance axis grid lines are 200m furlongs.

## Disclaimer.

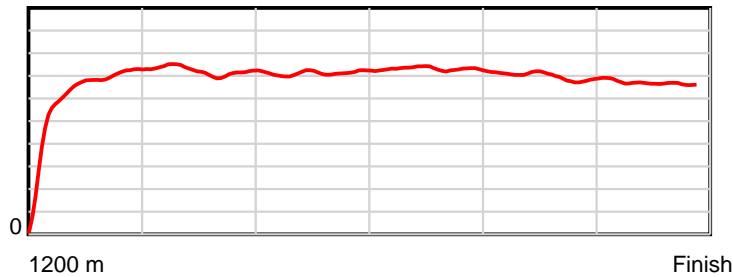
Tasracing Pty Ltd and Thoroughbred Ratings Pty Ltd accepts no responsibility for the completeness or accuracy of any of the information contained herein, and makes no representations about its suitability for any particular purpose. Users should make their own judgements about those matters and/or seek independent advice. You assume all risks associated with use of the data provided on this page.

# Race Results

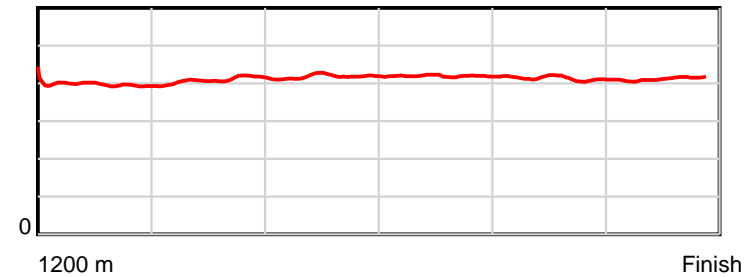
February 22, 2015, Race 4, MDN-SW, Distance 1200m, Mowbray - Offset 2m

Result	TAB no.	Horse (Barrier)	1200 to	1000m to	800m to	600m to	400m to	200m to	Total or	Margin
2nd	13	La Belle Moi (8)	1000m	800m	600m	400m	200m	WP	Average	
		Position in running (margin)	-	3(0.3)	4(1.3)	4(1.9)	4(2.4)	4(3.3)		0.80
		Sectional time (s)	14.21	11.29	11.61	11.20	11.83	12.20		
		Cumulative time (s)	72.35	58.14	46.85	35.24	24.04	12.20	1:12.34	
		Speed (m/s)	14.07	17.71	17.23	17.86	16.91	16.39	16.58	
		Stride length (m)	5.74	7.24	7.19	7.47	6.98	6.75	6.84	
		Stride duration (s)	0.399	0.409	0.418	0.418	0.413	0.412	0.413	
		Stride efficiency (%)	51.45	81.92	80.87	87.13	76.06	71.18	73.18	
		Stride count	34.85	27.62	27.80	26.78	28.67	29.63	175.35	

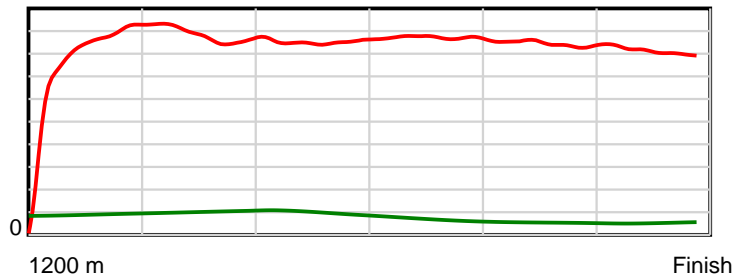
10 m Stride length



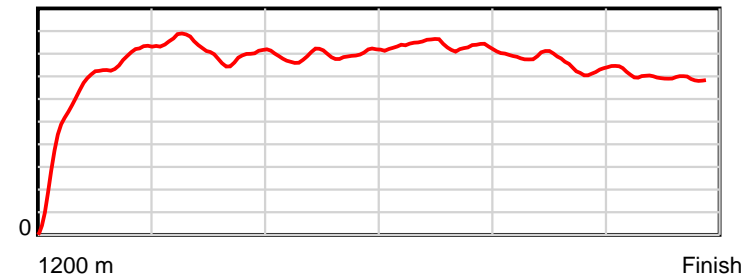
0.6 s Stride duration



20 m/sec Speed



100 % Stride efficiency



Note: Horizontal distance axis grid lines are 200m furlongs.

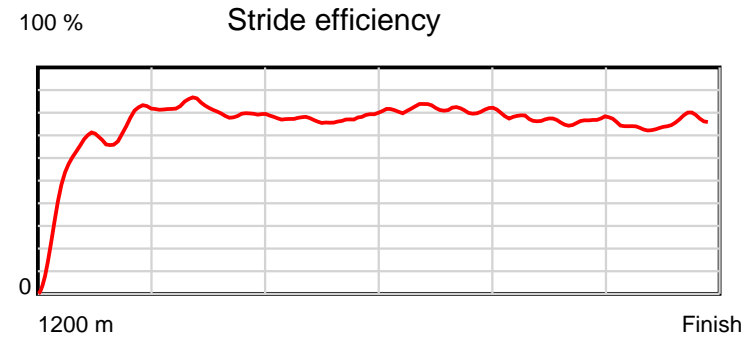
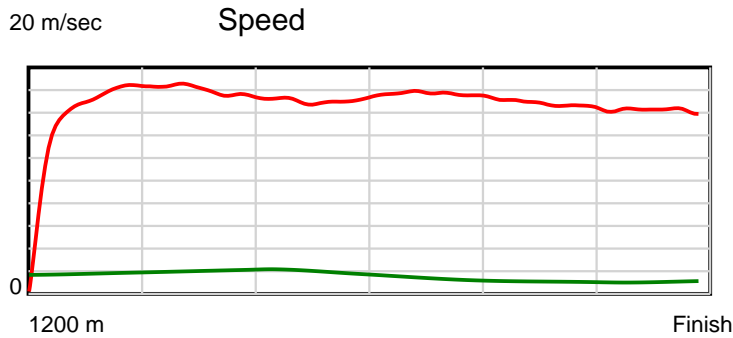
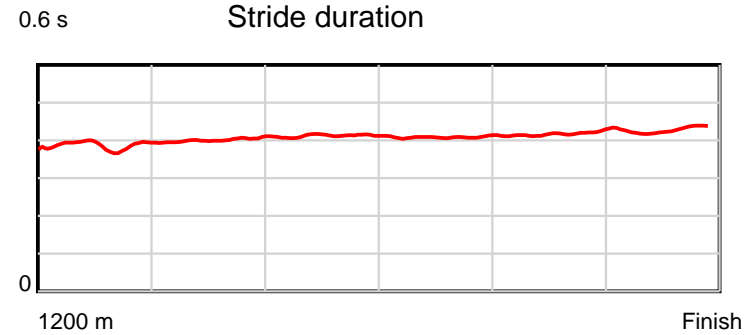
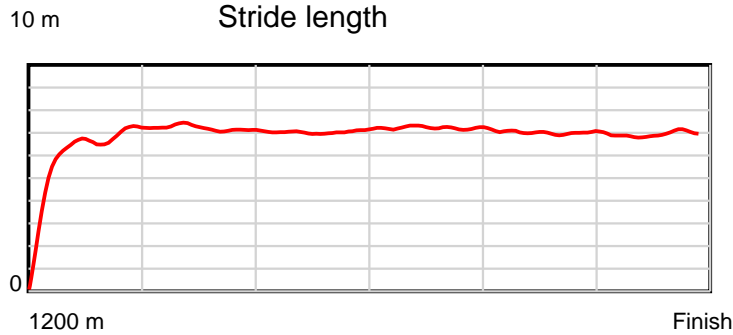
## Disclaimer.

Tasracing Pty Ltd and Thoroughbred Ratings Pty Ltd accepts no responsibility for the completeness or accuracy of any of the information contained herein, and makes no representations about its suitability for any particular purpose. Users should make their own judgements about those matters and/or seek independent advice. You assume all risks associated with use of the data provided on this page.

# Race Results

February 22, 2015, Race 4, MDN-SW, Distance 1200m, Mowbray - Offset 2m

Result	TAB no.	Horse (Barrier)	1200 to	1000m to	800m to	600m to	400m to	200m to	Total or	Margin
3rd	2	<b>Leigh John (6)</b>	<b>1000m</b>	<b>800m</b>	<b>600m</b>	<b>400m</b>	<b>200m</b>	<b>WP</b>	<b>Average</b>	
		Position in running (margin)	-	2(0.1)	2(0.1)	3(0.8)	2(0.4)	2(2.3)		1.60
		Sectional time (s)	14.53	11.11	11.62	11.06	12.00	12.18		
		Cumulative time (s)	72.50	57.97	46.85	35.24	24.18	12.18	1:12.50	
		Speed (m/s)	13.76	18.00	17.21	18.08	16.67	16.42	16.55	
		Stride length (m)	5.50	7.21	7.08	7.38	6.94	7.04	6.79	
		Stride duration (s)	0.384	0.401	0.412	0.408	0.416	0.429	0.410	
		Stride efficiency (%)	47.23	81.25	78.39	85.19	75.16	77.48	72.08	
		Stride count	36.38	27.74	28.24	27.09	28.84	28.40	176.69	



Note: Horizontal distance axis grid lines are 200m furlongs.

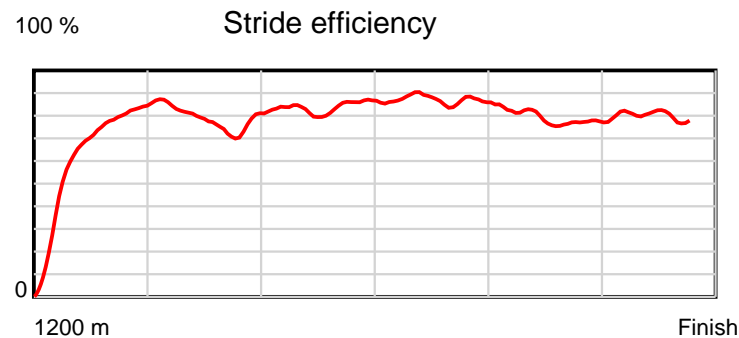
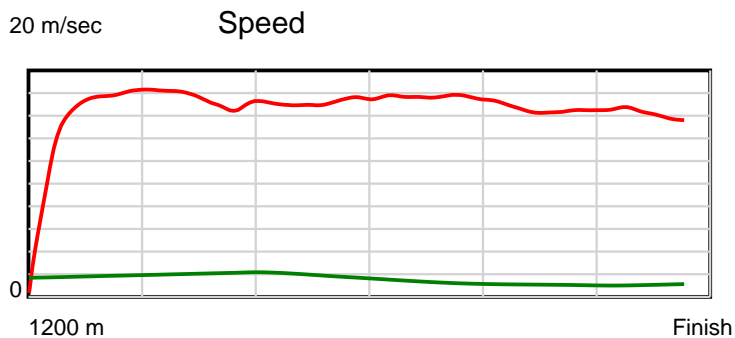
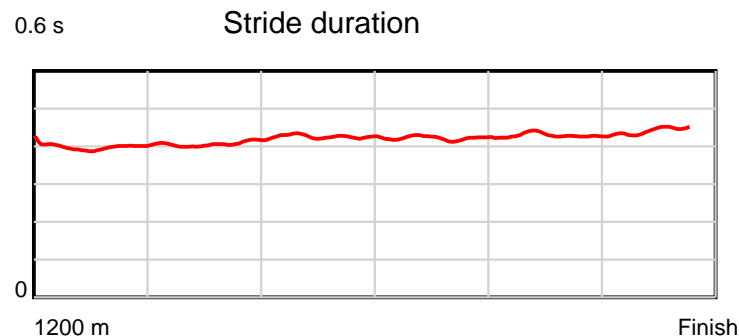
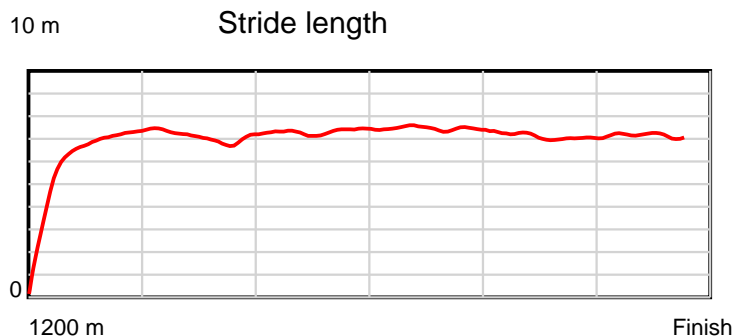
**Disclaimer.**

Tasracing Pty Ltd and Thoroughbred Ratings Pty Ltd accepts no responsibility for the completeness or accuracy of any of the information contained herein, and makes no representations about its suitability for any particular purpose. Users should make their own judgements about those matters and/or seek independent advice. You assume all risks associated with use of the data provided on this page.

# Race Results

February 22, 2015, Race 4, MDN-SW, Distance 1200m, Mowbray - Offset 2m

Result	TAB no.	Horse (Barrier)	1200 to	1000m to	800m to	600m to	400m to	200m to	Total or	Margin
4th	4	Sentry Duty (4)	1000m	800m	600m	400m	200m	WP	Average	
		Position in running (margin)	-	7(3.3)	6(3.6)	5(2.5)	5(2.4)	6(4.4)		2.90
		Sectional time (s)	14.91	11.16	11.33	11.11	12.01	12.22		
		Cumulative time (s)	72.74	57.83	46.68	35.34	24.24	12.22	1:12.73	
		Speed (m/s)	13.42	17.92	17.65	18.00	16.65	16.37	16.50	
		Stride length (m)	5.55	7.25	7.48	7.60	7.11	7.21	6.96	
		Stride duration (s)	0.401	0.405	0.424	0.422	0.427	0.440	0.422	
		Stride efficiency (%)	48.20	82.22	87.50	90.26	79.01	81.17	75.61	
		Stride count	36.01	27.57	26.73	26.32	28.13	27.75	172.51	



Note: Horizontal distance axis grid lines are 200m furlongs.

## Disclaimer.

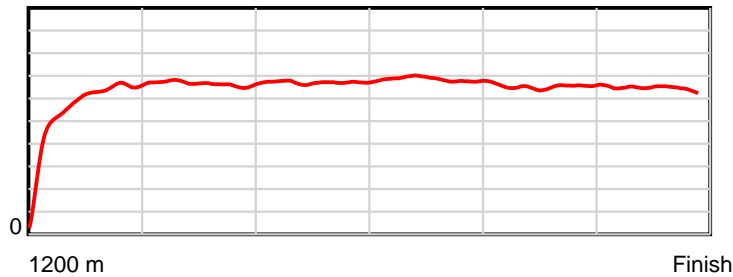
Tasracing Pty Ltd and Thoroughbred Ratings Pty Ltd accepts no responsibility for the completeness or accuracy of any of the information contained herein, and makes no representations about its suitability for any particular purpose. Users should make their own judgements about those matters and/or seek independent advice. You assume all risks associated with use of the data provided on this page.

# Race Results

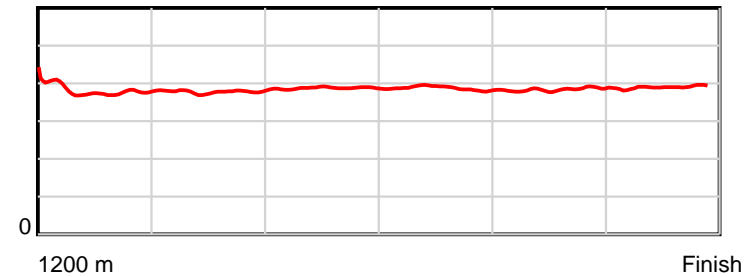
February 22, 2015, Race 4, MDN-SW, Distance 1200m, Mowbray - Offset 2m

Result	TAB no.	Horse (Barrier)	1200 to	1000m to	800m to	600m to	400m to	200m to	Total or	Margin
5th	9	<b>Hello Gertie (11)</b>	<b>1000m</b>	<b>800m</b>	<b>600m</b>	<b>400m</b>	<b>200m</b>	<b>WP</b>	<b>Average</b>	
		Position in running (margin)	-	11(5.9)	12(6.7)	12(6.1)	12(6.3)	12(7.6)		3.90
		Sectional time (s)	15.12	11.24	11.42	11.15	11.90	12.09		
		Cumulative time (s)	72.92	57.80	46.56	35.14	23.99	12.09	1:12.92	
		Speed (m/s)	13.23	17.79	17.51	17.94	16.81	16.54	16.46	
		Stride length (m)	5.21	6.71	6.79	6.93	6.44	6.46	6.37	
		Stride duration (s)	0.386	0.377	0.388	0.387	0.383	0.390	0.387	
		Stride efficiency (%)	42.48	70.42	72.03	75.15	64.81	65.15	63.34	
		Stride count	38.36	29.79	29.46	28.84	31.06	30.97	188.48	

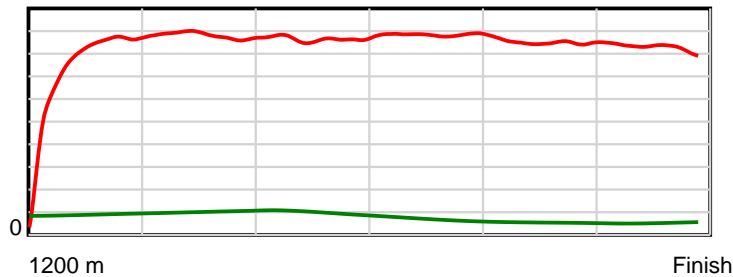
10 m Stride length



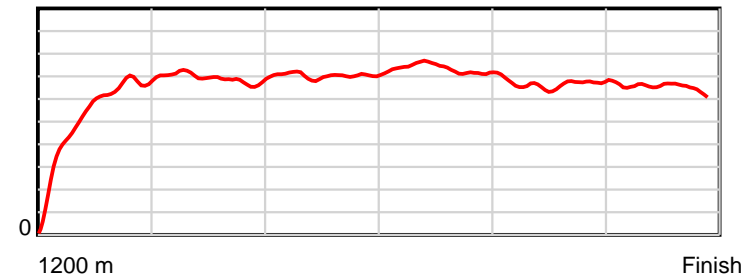
0.6 s Stride duration



20 m/sec Speed



100 % Stride efficiency



Note: Horizontal distance axis grid lines are 200m furlongs.

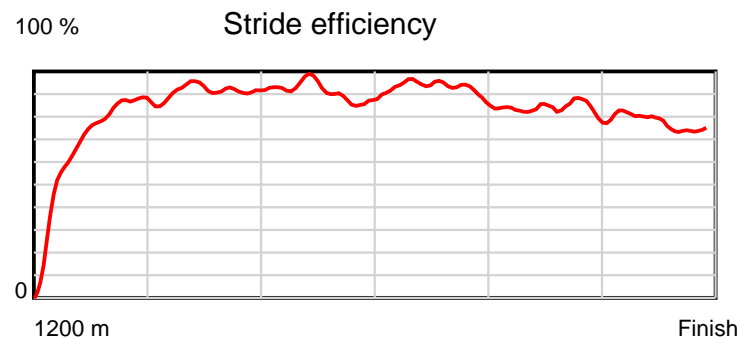
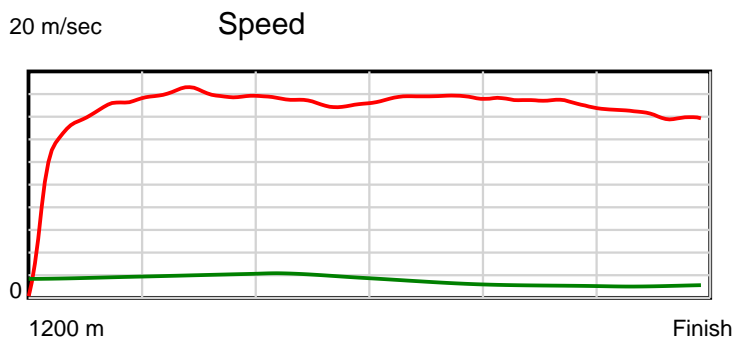
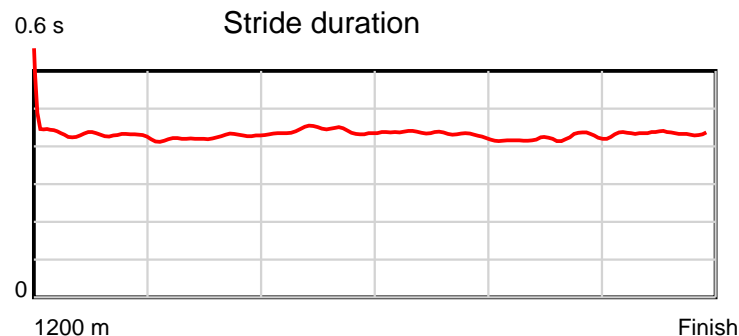
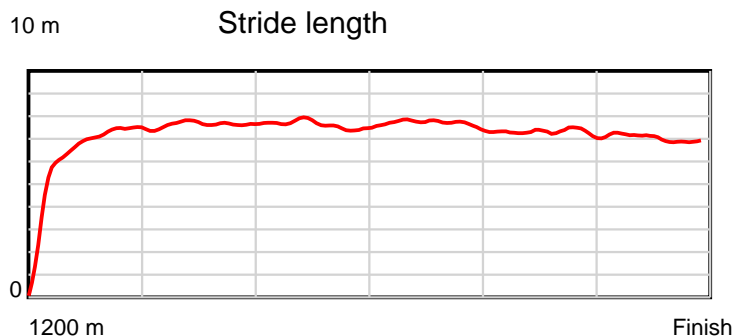
**Disclaimer.**

Tasracing Pty Ltd and Thoroughbred Ratings Pty Ltd accepts no responsibility for the completeness or accuracy of any of the information contained herein, and makes no representations about its suitability for any particular purpose. Users should make their own judgements about those matters and/or seek independent advice. You assume all risks associated with use of the data provided on this page.

# Race Results

February 22, 2015, Race 4, MDN-SW, Distance 1200m, Mowbray - Offset 2m

Result	TAB no.	Horse (Barrier)	1200 to	1000m to	800m to	600m to	400m to	200m to	Total or	Margin
6th	5	<b>You Didn't (12)</b>	<b>1000m</b>	<b>800m</b>	<b>600m</b>	<b>400m</b>	<b>200m</b>	<b>WP</b>	<b>Average</b>	
		Position in running (margin)	-	9(5.3)	8(3.8)	10(5.3)	10(5.1)	8(6.0)		4.10
		Sectional time (s)	15.12	10.87	11.77	11.08	11.83	12.29		
		Cumulative time (s)	72.96	57.84	46.97	35.20	24.12	12.29	1:12.95	
		Speed (m/s)	13.23	18.40	16.99	18.05	16.91	16.27	16.45	
		Stride length (m)	6.08	7.77	7.49	7.83	7.07	7.08	7.17	
		Stride duration (s)	0.451	0.422	0.440	0.434	0.418	0.435	0.436	
		Stride efficiency (%)	57.82	94.35	87.58	95.80	78.18	78.42	80.32	
		Stride count	32.88	25.74	26.71	25.54	28.28	28.23	167.38	



Note: Horizontal distance axis grid lines are 200m furlongs.

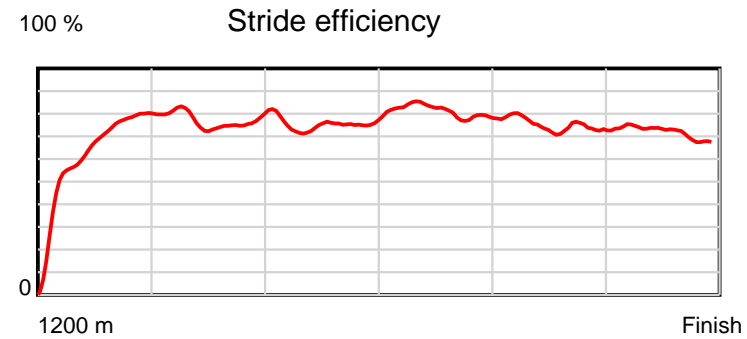
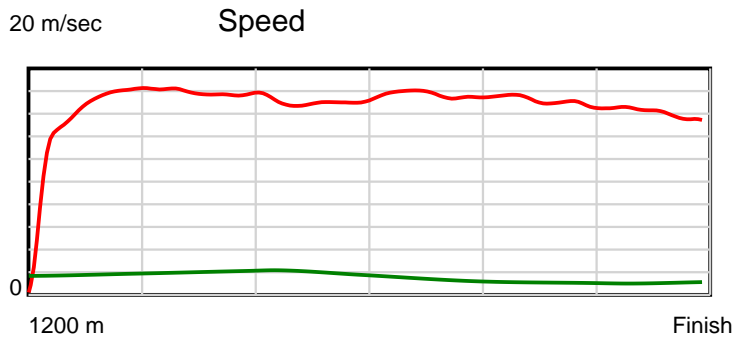
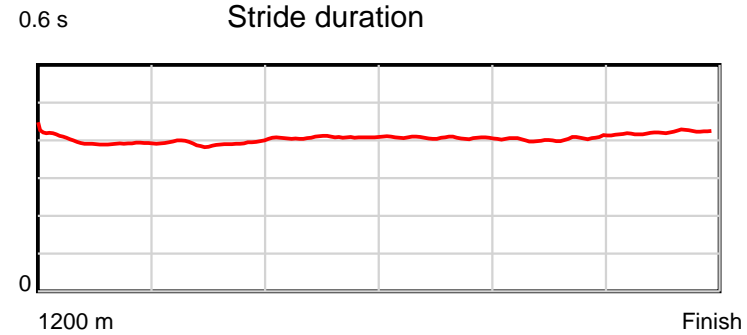
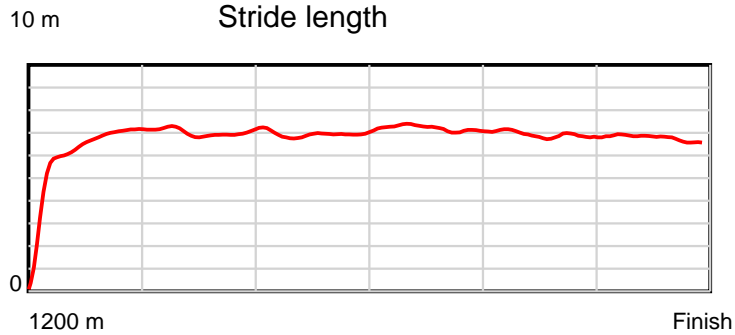
**Disclaimer.**

Tasracing Pty Ltd and Thoroughbred Ratings Pty Ltd accepts no responsibility for the completeness or accuracy of any of the information contained herein, and makes no representations about its suitability for any particular purpose. Users should make their own judgements about those matters and/or seek independent advice. You assume all risks associated with use of the data provided on this page.

# Race Results

February 22, 2015, Race 4, MDN-SW, Distance 1200m, Mowbray - Offset 2m

Result	TAB no.	Horse (Barrier)	1200 to	1000m to	800m to	600m to	400m to	200m to	Total or	Margin
7th	10	Lemon Grove (9)	1000m	800m	600m	400m	200m	WP	Average	
		Position in running (margin)	-	4(1.2)	3(0.3)	6(2.9)	6(2.7)	5(4.1)		4.30
		Sectional time (s)	14.60	10.97	11.96	11.08	11.91	12.48		
		Cumulative time (s)	72.99	58.39	47.43	35.47	24.39	12.48	1:12.98	
		Speed (m/s)	13.69	18.23	16.72	18.05	16.79	16.03	16.44	
		Stride length (m)	5.56	7.15	6.82	7.34	6.75	6.76	6.68	
		Stride duration (s)	0.398	0.392	0.408	0.407	0.402	0.422	0.406	
		Stride efficiency (%)	48.35	79.84	72.62	84.23	71.27	71.37	69.66	
		Stride count	35.96	27.98	29.34	27.24	29.62	29.59	179.73	



Note: Horizontal distance axis grid lines are 200m furlongs.

**Disclaimer.**

Tasracing Pty Ltd and Thoroughbred Ratings Pty Ltd accepts no responsibility for the completeness or accuracy of any of the information contained herein, and makes no representations about its suitability for any particular purpose. Users should make their own judgements about those matters and/or seek independent advice. You assume all risks associated with use of the data provided on this page.

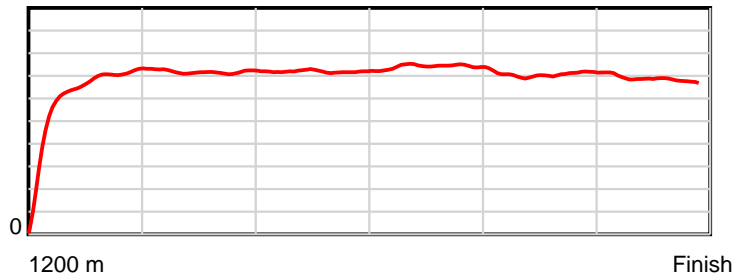


# Race Results

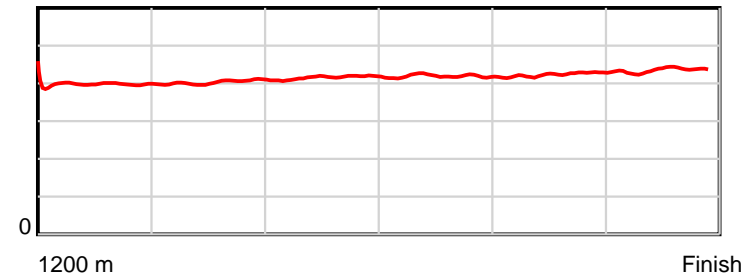
February 22, 2015, Race 4, MDN-SW, Distance 1200m, Mowbray - Offset 2m

Result	TAB no.	Horse (Barrier)	1200 to	1000m to	800m to	600m to	400m to	200m to	Total or	Margin
8th	3	Paleface Prest... (3)	1000m	800m	600m	400m	200m	WP	Average	
		Position in running (margin)	-	5(1.5)	5(2.0)	2(0.7)	3(1.0)	3(3.0)		4.50
		Sectional time (s)	14.57	11.19	11.30	11.17	12.01	12.79		
		Cumulative time (s)	73.03	58.46	47.27	35.97	24.80	12.79	1:13.03	
		Speed (m/s)	13.73	17.87	17.70	17.91	16.65	15.64	16.43	
		Stride length (m)	5.70	7.20	7.34	7.48	7.03	6.78	6.87	
		Stride duration (s)	0.403	0.403	0.415	0.418	0.422	0.434	0.418	
		Stride efficiency (%)	50.84	81.01	84.28	87.54	77.21	71.82	73.70	
		Stride count	35.06	27.78	27.23	26.72	28.45	29.50	174.74	

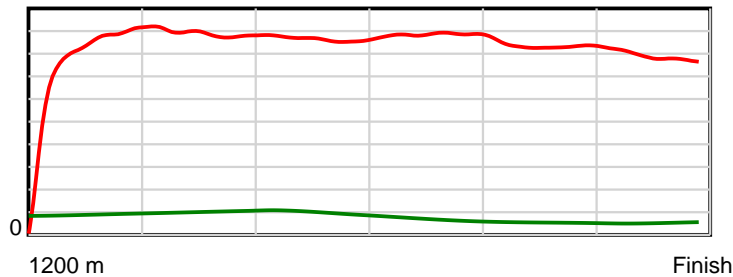
10 m Stride length



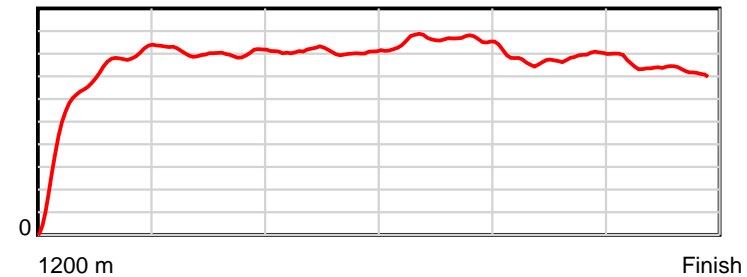
0.6 s Stride duration



20 m/sec Speed



100 % Stride efficiency



Note: Horizontal distance axis grid lines are 200m furlongs.

## Disclaimer.

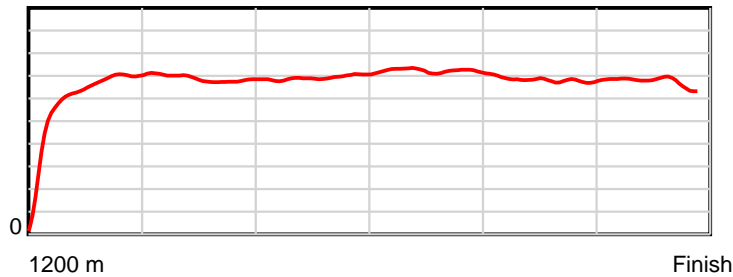
Tasracing Pty Ltd and Thoroughbred Ratings Pty Ltd accepts no responsibility for the completeness or accuracy of any of the information contained herein, and makes no representations about its suitability for any particular purpose. Users should make their own judgements about those matters and/or seek independent advice. You assume all risks associated with use of the data provided on this page.

# Race Results

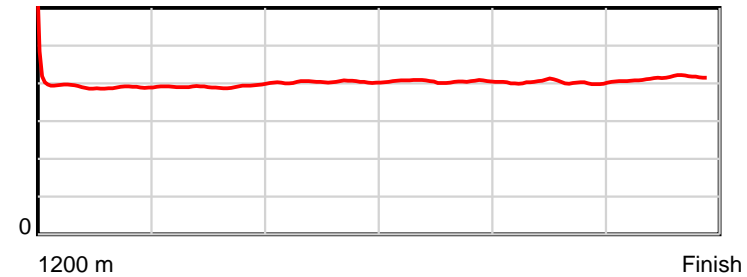
February 22, 2015, Race 4, MDN-SW, Distance 1200m, Mowbray - Offset 2m

Result	TAB no.	Horse (Barrier)	1200 to	1000m to	800m to	600m to	400m to	200m to	Total or	Margin
9th	7	<b>Ebideliah (1)</b>	<b>1000m</b>	<b>800m</b>	<b>600m</b>	<b>400m</b>	<b>200m</b>	<b>WP</b>	<b>Average</b>	
		Position in running (margin)	-	6(3.3)	9(4.0)	9(4.9)	8(4.6)	7(5.8)		5.50
		Sectional time (s)	14.99	11.23	11.66	11.08	11.87	12.39		
		Cumulative time (s)	73.22	58.23	47.01	35.34	24.26	12.39	1:13.22	
		Speed (m/s)	13.35	17.81	17.15	18.05	16.85	16.14	16.39	
		Stride length (m)	5.77	6.98	6.91	7.32	6.77	6.68	6.70	
		Stride duration (s)	0.414	0.392	0.403	0.406	0.402	0.414	0.409	
		Stride efficiency (%)	52.09	76.05	74.67	83.81	71.62	69.75	70.21	
		Stride count	34.64	28.67	28.93	27.31	29.54	29.94	179.03	

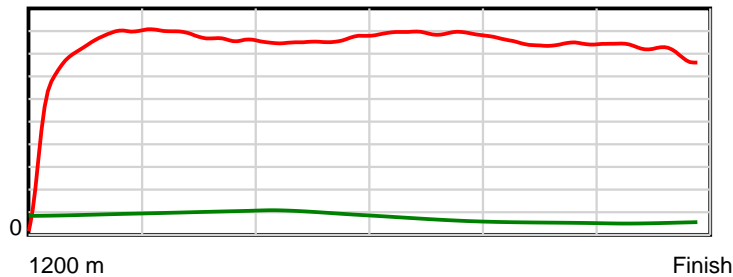
10 m Stride length



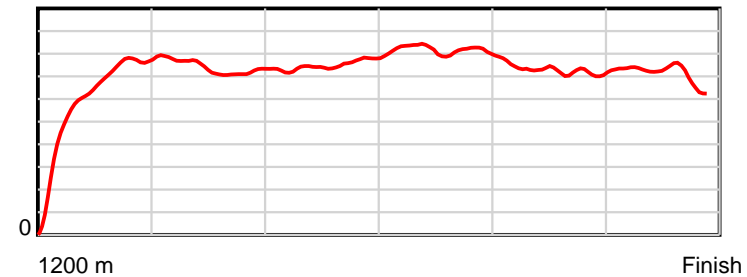
0.6 s Stride duration



20 m/sec Speed



100 % Stride efficiency



Note: Horizontal distance axis grid lines are 200m furlongs.

## Disclaimer.

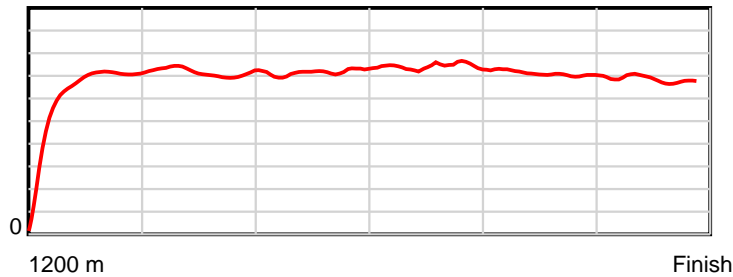
Tasracing Pty Ltd and Thoroughbred Ratings Pty Ltd accepts no responsibility for the completeness or accuracy of any of the information contained herein, and makes no representations about its suitability for any particular purpose. Users should make their own judgements about those matters and/or seek independent advice. You assume all risks associated with use of the data provided on this page.

# Race Results

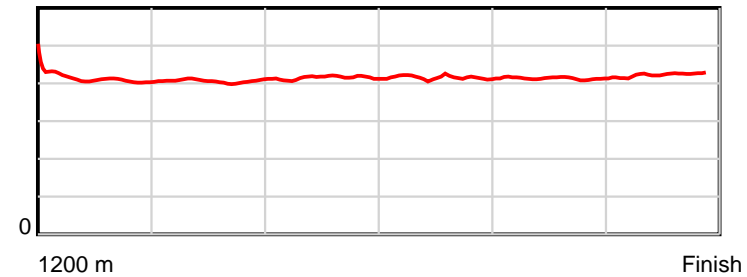
February 22, 2015, Race 4, MDN-SW, Distance 1200m, Mowbray - Offset 2m

Result	TAB no.	Horse (Barrier)	1200 to	1000m to	800m to	600m to	400m to	200m to	Total or	Margin
10th	8	Helera (7)	1000m	800m	600m	400m	200m	WP	Average	
		Position in running (margin)	-	8(5.0)	11(5.6)	11(6.0)	11(5.8)	9(6.4)		7.00
		Sectional time (s)	15.38	11.21	11.58	11.09	11.77	12.47		
		Cumulative time (s)	73.50	58.12	46.91	35.33	24.24	12.47	1:13.50	
		Speed (m/s)	13.01	17.84	17.27	18.03	16.99	16.04	16.33	
		Stride length (m)	5.78	7.25	7.15	7.45	7.01	6.78	6.85	
		Stride duration (s)	0.426	0.406	0.414	0.413	0.412	0.423	0.420	
		Stride efficiency (%)	52.17	82.07	79.80	86.68	76.71	71.88	73.40	
		Stride count	34.61	27.60	27.99	26.85	28.55	29.49	175.09	

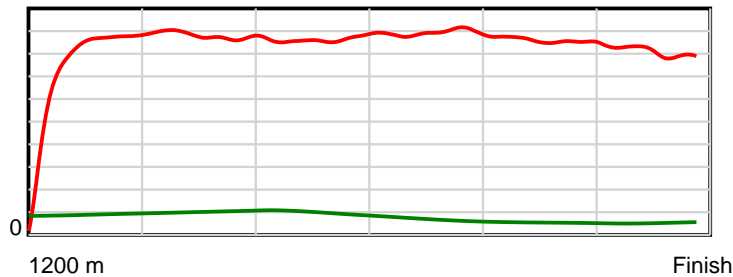
10 m Stride length



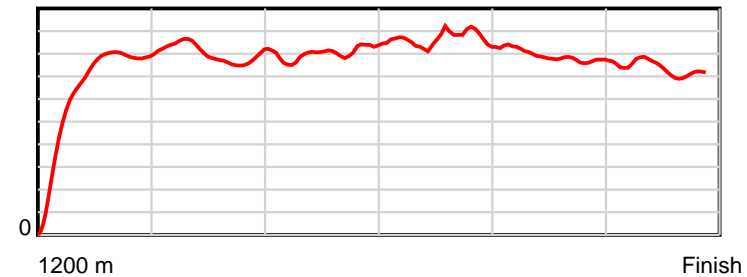
0.6 s Stride duration



20 m/sec Speed



100 % Stride efficiency



Note: Horizontal distance axis grid lines are 200m furlongs.

**Disclaimer.**

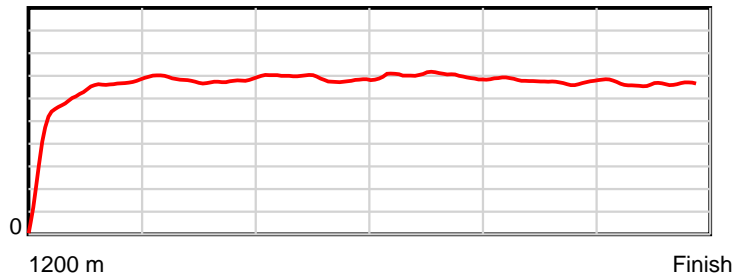
Tasracing Pty Ltd and Thoroughbred Ratings Pty Ltd accepts no responsibility for the completeness or accuracy of any of the information contained herein, and makes no representations about its suitability for any particular purpose. Users should make their own judgements about those matters and/or seek independent advice. You assume all risks associated with use of the data provided on this page.

# Race Results

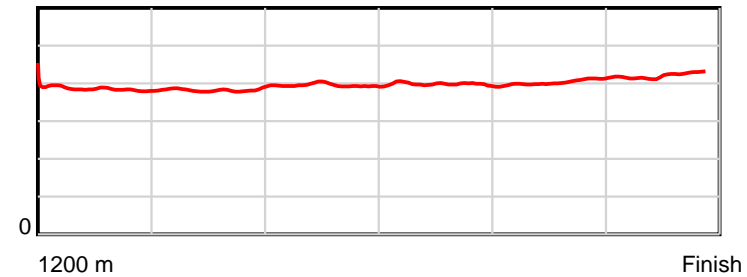
February 22, 2015, Race 4, MDN-SW, Distance 1200m, Mowbray - Offset 2m

Result	TAB no.	Horse (Barrier)	1200 to	1000m to	800m to	600m to	400m to	200m to	Total or	Margin
11th	11	Miss Che Che (10)	1000m	800m	600m	400m	200m	WP	Average	
		Position in running (margin)	-	10(5.5)	7(3.6)	7(4.1)	7(3.9)	10(6.5)		7.20
		Sectional time (s)	15.26	10.79	11.60	11.09	12.10	12.68		
		Cumulative time (s)	73.53	58.27	47.48	35.87	24.79	12.68	1:13.53	
		Speed (m/s)	13.10	18.54	17.24	18.03	16.53	15.77	16.32	
		Stride length (m)	5.38	7.07	6.81	7.17	6.63	6.65	6.56	
		Stride duration (s)	0.397	0.381	0.395	0.397	0.401	0.422	0.402	
		Stride efficiency (%)	45.26	78.06	72.49	80.31	68.67	69.18	67.23	
		Stride count	37.16	28.30	29.36	27.90	30.17	30.06	182.95	

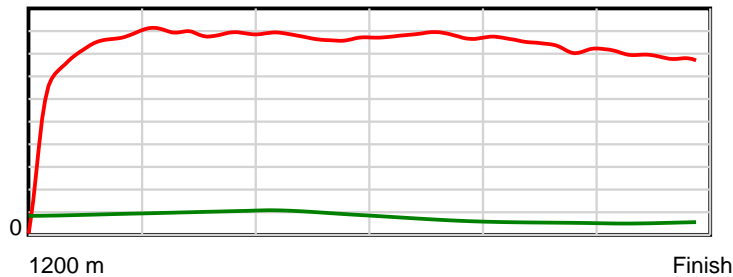
10 m Stride length



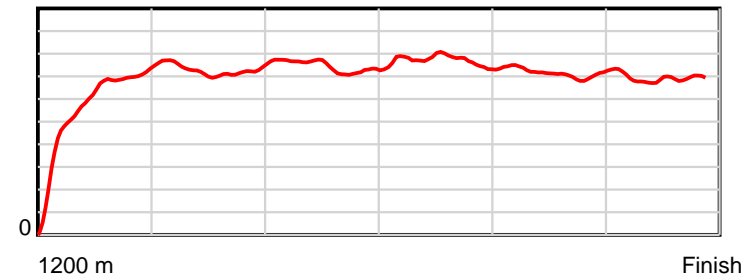
0.6 s Stride duration



20 m/sec Speed



100 % Stride efficiency



Note: Horizontal distance axis grid lines are 200m furlongs.

## Disclaimer.

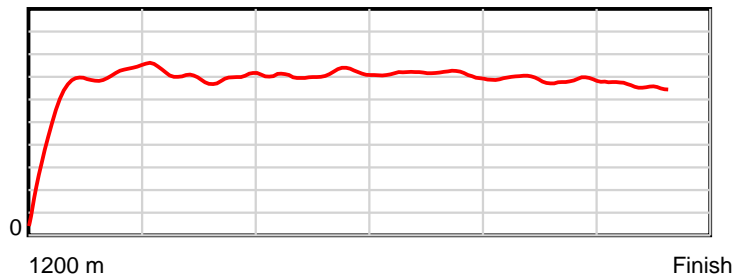
Tasracing Pty Ltd and Thoroughbred Ratings Pty Ltd accepts no responsibility for the completeness or accuracy of any of the information contained herein, and makes no representations about its suitability for any particular purpose. Users should make their own judgements about those matters and/or seek independent advice. You assume all risks associated with use of the data provided on this page.

# Race Results

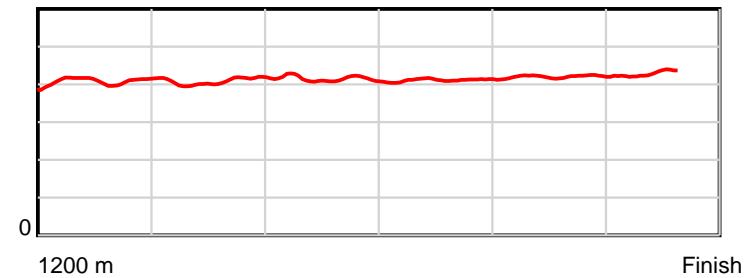
February 22, 2015, Race 4, MDN-SW, Distance 1200m, Mowbray - Offset 2m

Result	TAB no.	Horse (Barrier)	1200 to	1000m to	800m to	600m to	400m to	200m to	Total or	Margin
12th	14	<b>Shockwave Miss (2)</b>	<b>1000m</b>	<b>800m</b>	<b>600m</b>	<b>400m</b>	<b>200m</b>	<b>WP</b>	<b>Average</b>	
		Position in running (margin)	-	12(6.0)	10(5.4)	8(4.8)	9(5.0)	11(6.8)		7.60
		Sectional time (s)	15.22	11.02	11.41	11.16	11.97	12.83		
		Cumulative time (s)	73.61	58.39	47.37	35.96	24.80	12.83	1:13.61	
		Speed (m/s)	13.14	18.15	17.53	17.92	16.71	15.59	16.30	
		Stride length (m)	5.52	7.39	7.28	7.37	6.97	6.66	6.79	
		Stride duration (s)	0.407	0.407	0.416	0.411	0.417	0.427	0.417	
		Stride efficiency (%)	47.63	85.28	82.90	84.82	75.89	69.27	72.11	
		Stride count	36.23	27.07	27.46	27.15	28.70	30.04	176.65	

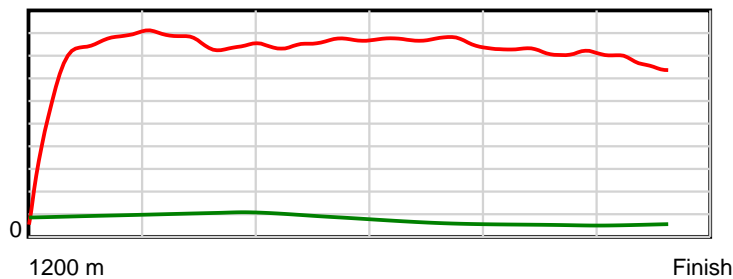
10 m Stride length



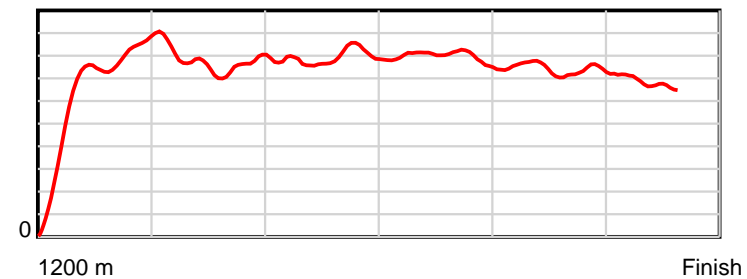
0.6 s Stride duration



20 m/sec Speed



100 % Stride efficiency



Note: Horizontal distance axis grid lines are 200m furlongs.

## Disclaimer.

Tasracing Pty Ltd and Thoroughbred Ratings Pty Ltd accepts no responsibility for the completeness or accuracy of any of the information contained herein, and makes no representations about its suitability for any particular purpose. Users should make their own judgements about those matters and/or seek independent advice. You assume all risks associated with use of the data provided on this page.