



Race Results

Tasmanian Turf Club, Launceston, February 22, 2015

Compilation date: February 23, 2015, 9:56:10 AM (EST)

Copyright © 2015 Tasracing Pty Ltd. All rights reserved.

Trademarks.

StrideMASTER is a registered trademark of Thoroughbred Ratings Pty Ltd.

Disclaimer.

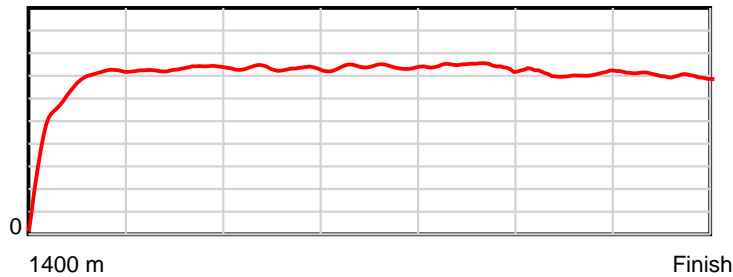
Tasracing Pty Ltd and Thoroughbred Ratings Pty Ltd accepts no responsibility for the completeness or accuracy of any of the information contained herein, and makes no representations about its suitability for any particular purpose. Users should make their own judgements about those matters and/or seek independent advice. You assume all risks associated with use of the data provided on this page.

Race Results

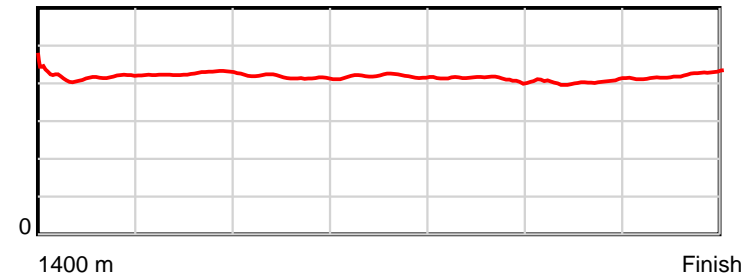
February 22, 2015, Race 6, BM72, Distance 1400m, Mowbray - Offset 2m

Result	TAB no.	Horse (Barrier)	1400 to	1200m to	1000m to	800m to	600m to	400m to	200m to	Total or	Margin
1st	4	Geegees Velvet (4)	1200m	1000m	800m	600m	400m	200m	WP	Average	
		Position in running (margin)	-	2(0.0)	4(0.0)	4(0.0)	4(0.0)	3(0.0)	2(0.0)		0.00
		Sectional time (s)	15.15	11.75	11.57	11.78	11.20	11.62	12.20		
		Cumulative time (s)	85.29	70.14	58.38	46.81	35.03	23.83	12.20	1:25.29	
		Speed (m/s)	13.20	17.02	17.29	16.98	17.86	17.21	16.39	16.41	
		Stride length (m)	5.48	7.26	7.18	7.11	7.35	6.93	6.92	6.83	
		Stride duration (s)	0.416	0.427	0.416	0.419	0.412	0.403	0.422	0.416	
		Stride efficiency (%)	46.99	82.32	80.66	78.97	84.37	75.15	74.82	72.92	
		Stride count	36.47	27.55	27.84	28.13	27.22	28.84	28.90	204.95	

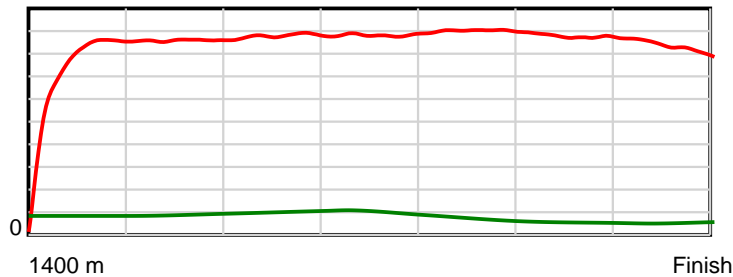
10 m Stride length



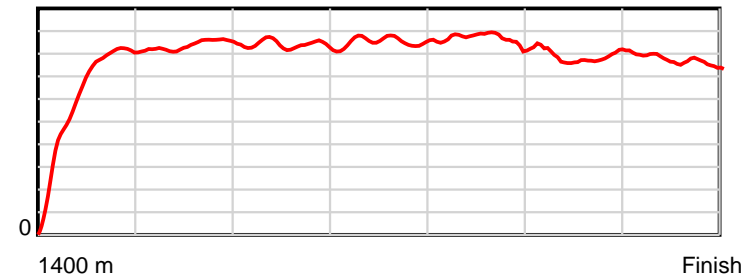
0.6 s Stride duration



20 m/sec Speed



100 % Stride efficiency



Note: Horizontal distance axis grid lines are 200m furlongs.

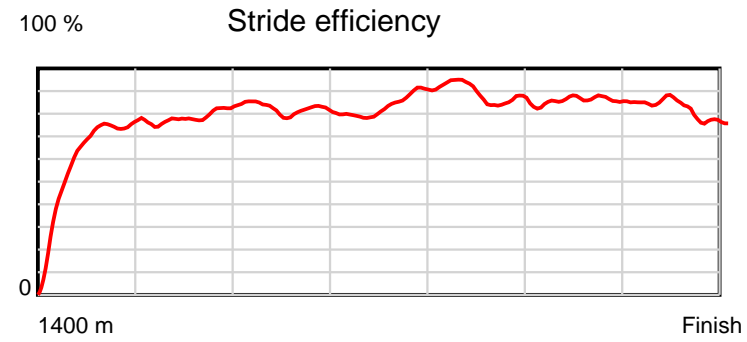
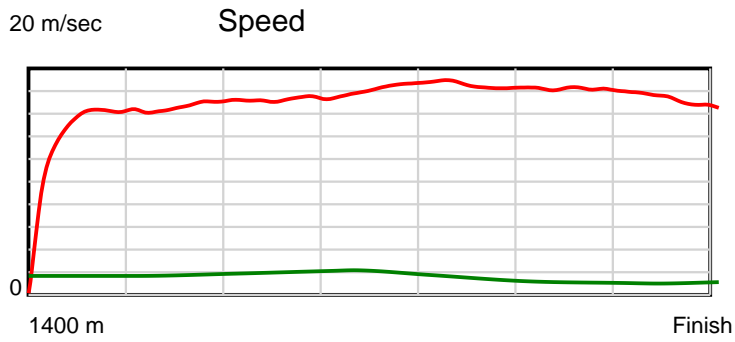
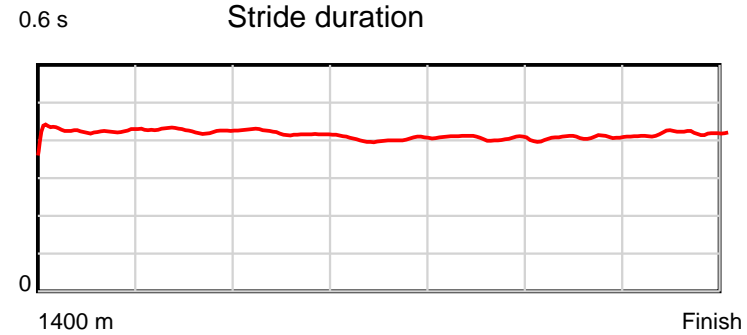
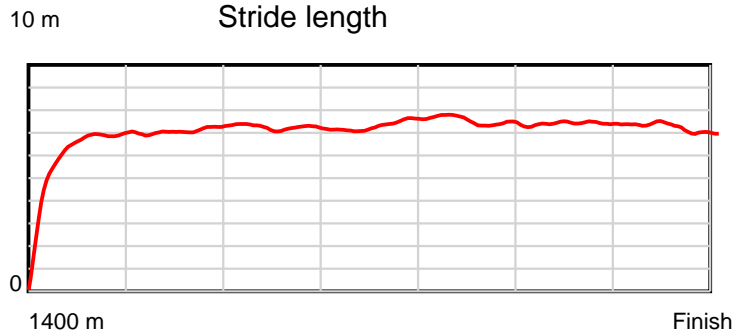
Disclaimer.

Tasracing Pty Ltd and Thoroughbred Ratings Pty Ltd accepts no responsibility for the completeness or accuracy of any of the information contained herein, and makes no representations about its suitability for any particular purpose. Users should make their own judgements about those matters and/or seek independent advice. You assume all risks associated with use of the data provided on this page.

Race Results

February 22, 2015, Race 6, BM72, Distance 1400m, Mowbray - Offset 2m

Result	TAB no.	Horse (Barrier)	1400 to	1200m to	1000m to	800m to	600m to	400m to	200m to	Total or	Margin
2nd	10	Up Cups (9)	1200m	1000m	800m	600m	400m	200m	WP	Average	
		Position in running (margin)	-	5(0.0)	7(0.0)	7(0.0)	7(0.0)	6(0.0)	4(0.0)		0.40
		Sectional time (s)	15.58	12.18	11.82	11.40	10.99	11.39	12.01		
		Cumulative time (s)	85.36	69.78	57.60	45.78	34.38	23.40	12.01	1:25.36	
		Speed (m/s)	12.83	16.42	16.92	17.54	18.20	17.56	16.65	16.40	
		Stride length (m)	5.67	6.98	7.09	7.07	7.37	7.17	6.99	6.86	
		Stride duration (s)	0.427	0.425	0.419	0.403	0.405	0.408	0.420	0.418	
		Stride efficiency (%)	50.22	76.12	78.65	78.07	84.97	80.44	76.33	73.56	
		Stride count	35.28	28.66	28.19	28.30	27.12	27.88	28.62	204.05	



Note: Horizontal distance axis grid lines are 200m furlongs.

Disclaimer.

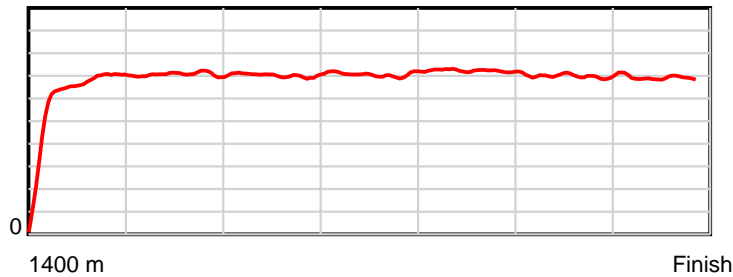
Tasracing Pty Ltd and Thoroughbred Ratings Pty Ltd accepts no responsibility for the completeness or accuracy of any of the information contained herein, and makes no representations about its suitability for any particular purpose. Users should make their own judgements about those matters and/or seek independent advice. You assume all risks associated with use of the data provided on this page.

Race Results

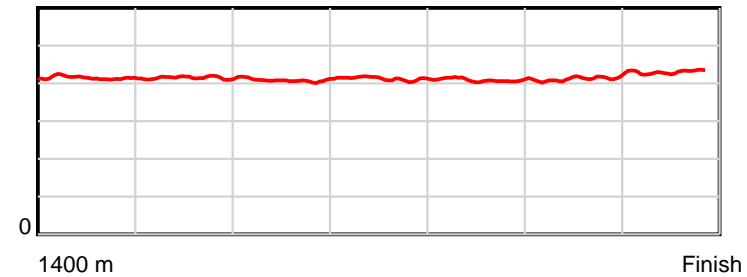
February 22, 2015, Race 6, BM72, Distance 1400m, Mowbray - Offset 2m

Result	TAB no.	Horse (Barrier)	1400 to	1200m to	1000m to	800m to	600m to	400m to	200m to	Total or	Margin
3rd	1	Hell Strong (7)	1200m	1000m	800m	600m	400m	200m	WP	Average	
		Position in running (margin)	-	4(0.0)	2(0.0)	3(0.0)	2(0.0)	2(0.0)	3(0.0)		2.20
		Sectional time (s)	15.33	11.41	11.70	11.81	11.16	11.67	12.60		
		Cumulative time (s)	85.69	70.36	58.95	47.24	35.43	24.27	12.60	1:25.69	
		Speed (m/s)	13.04	17.53	17.09	16.93	17.92	17.14	15.87	16.34	
		Stride length (m)	5.53	7.25	6.94	6.98	7.31	7.03	6.82	6.78	
		Stride duration (s)	0.417	0.414	0.406	0.412	0.408	0.410	0.430	0.415	
		Stride efficiency (%)	47.76	82.15	75.36	76.14	83.44	77.14	72.72	71.92	
		Stride count	36.18	27.58	28.80	28.65	27.37	28.46	29.32	206.36	

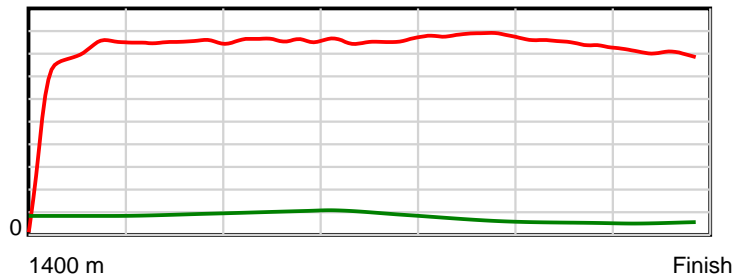
10 m Stride length



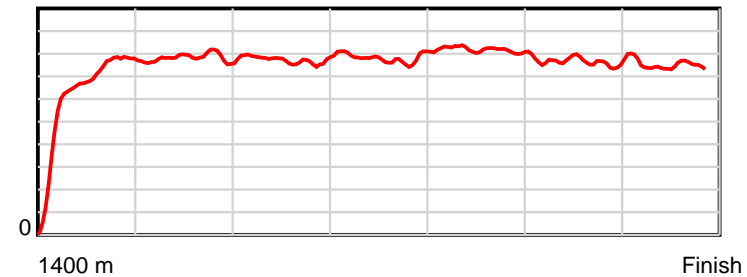
0.6 s Stride duration



20 m/sec Speed



100 % Stride efficiency



Note: Horizontal distance axis grid lines are 200m furlongs.

Disclaimer.

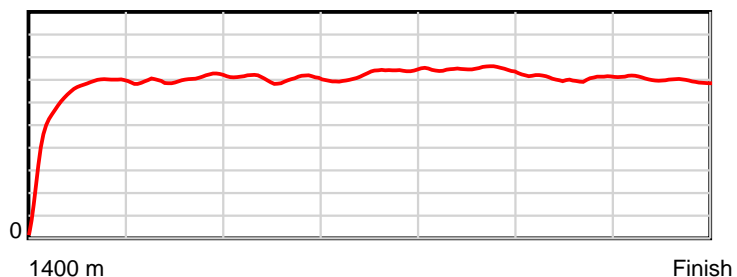
Tasracing Pty Ltd and Thoroughbred Ratings Pty Ltd accepts no responsibility for the completeness or accuracy of any of the information contained herein, and makes no representations about its suitability for any particular purpose. Users should make their own judgements about those matters and/or seek independent advice. You assume all risks associated with use of the data provided on this page.

Race Results

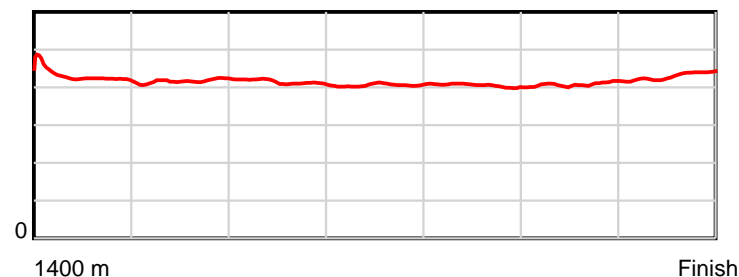
February 22, 2015, Race 6, BM72, Distance 1400m, Mowbray - Offset 2m

Result	TAB no.	Horse (Barrier)	1400 to	1200m to	1000m to	800m to	600m to	400m to	200m to	Total or	Margin
4th	6	Ash for Cash (1)	1200m	1000m	800m	600m	400m	200m	WP	Average	
		Position in running (margin)	-	7(0.0)	6(0.0)	5(0.0)	5(0.0)	5(0.0)	6(0.0)		3.50
		Sectional time (s)	15.60	11.76	11.81	11.42	10.98	11.80	12.56		
		Cumulative time (s)	85.93	70.33	58.57	46.76	35.34	24.35	12.56	1:25.93	
		Speed (m/s)	12.82	17.01	16.93	17.51	18.21	16.95	15.92	16.29	
		Stride length (m)	5.62	7.08	7.01	7.11	7.36	6.91	6.88	6.80	
		Stride duration (s)	0.435	0.416	0.414	0.406	0.404	0.407	0.432	0.418	
		Stride efficiency (%)	49.30	78.22	76.75	78.93	84.74	74.57	73.99	72.36	
		Stride count	35.61	28.27	28.54	28.14	27.16	28.95	29.07	205.74	

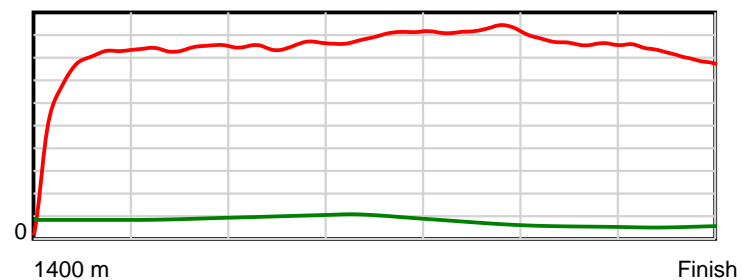
10 m Stride length



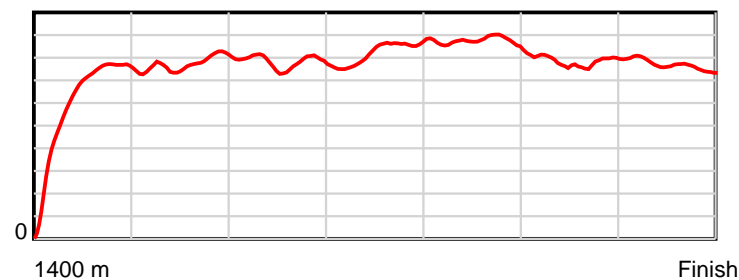
0.6 s Stride duration



20 m/sec Speed



100 % Stride efficiency



Note: Horizontal distance axis grid lines are 200m furlongs.

Disclaimer.

Tasracing Pty Ltd and Thoroughbred Ratings Pty Ltd accepts no responsibility for the completeness or accuracy of any of the information contained herein, and makes no representations about its suitability for any particular purpose. Users should make their own judgements about those matters and/or seek independent advice. You assume all risks associated with use of the data provided on this page.

Race Results

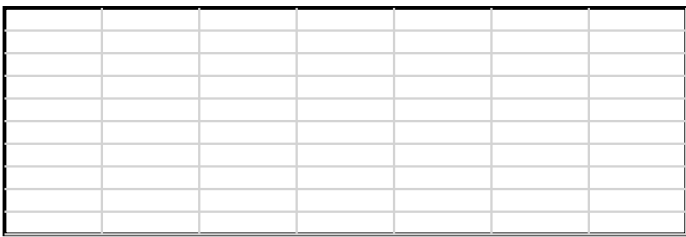


February 22, 2015, Race 6, BM72, Distance 1400m, Mowbray - Offset 2m

Result	TAB no.	Horse (Barrier)	1400 to	1200m to	1000m to	800m to	600m to	400m to	200m to	Total or	Margin
5th	9	Moonless (8)	WP	Average							
		Position in running (margin)		4.00							
		Sectional time (s)									
		Cumulative time (s)	1:26.03								
		Speed (m/s)	16.27								
		Stride length (m)	nan								
		Stride duration (s)	nan								
		Stride efficiency (%)	nan								
		Stride count	0.00								

10 m

Stride length

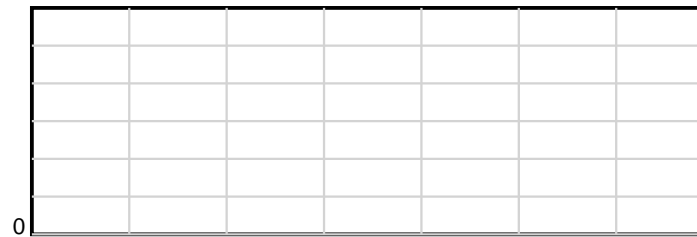


1400 m

Finish

0.6 s

Stride duration

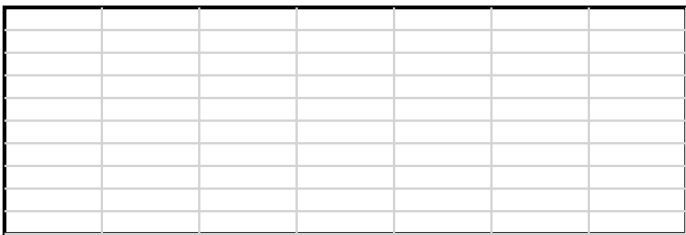


1400 m

Finish

20 m/sec

Speed

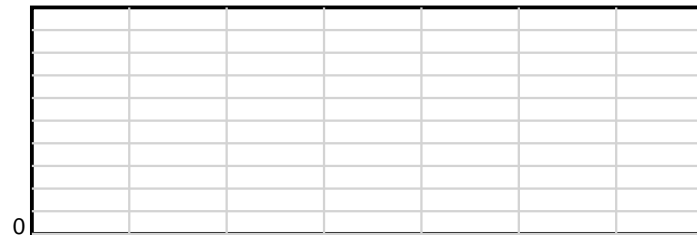


1400 m

Finish

100 %

Stride efficiency



1400 m

Finish

Note: Horizontal distance axis grid lines are 200m furlongs.

Disclaimer.

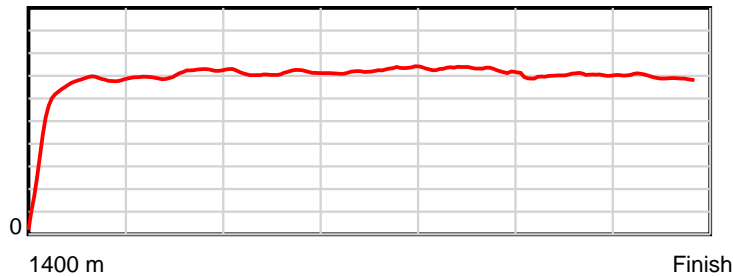
Tasracing Pty Ltd and Thoroughbred Ratings Pty Ltd accepts no responsibility for the completeness or accuracy of any of the information contained herein, and makes no representations about its suitability for any particular purpose. Users should make their own judgements about those matters and/or seek independent advice. You assume all risks associated with use of the data provided on this page.

Race Results

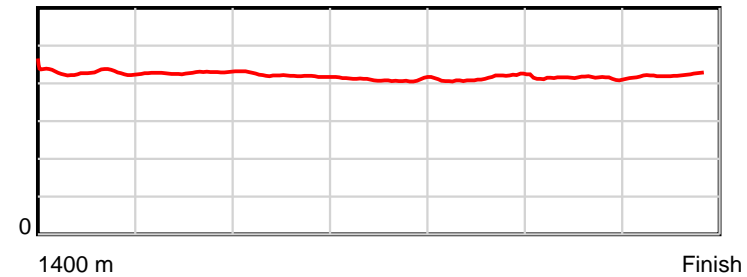
February 22, 2015, Race 6, BM72, Distance 1400m, Mowbray - Offset 2m

Result	TAB no.	Horse (Barrier)	1400 to	1200m to	1000m to	800m to	600m to	400m to	200m to	Total or	Margin
6th	11	Bel Ombre (5)	1200m	1000m	800m	600m	400m	200m	WP	Average	
		Position in running (margin)	-	8(0.0)	8(0.0)	9(0.0)	9(0.0)	9(0.0)	8(0.0)		4.10
		Sectional time (s)	15.64	11.97	11.99	11.29	11.16	11.72	12.28		
		Cumulative time (s)	86.05	70.41	58.44	46.44	35.15	23.99	12.28	1:26.04	
		Speed (m/s)	12.79	16.71	16.68	17.71	17.92	17.06	16.29	16.27	
		Stride length (m)	5.55	7.14	7.05	7.25	7.39	7.08	6.85	6.85	
		Stride duration (s)	0.431	0.427	0.423	0.410	0.412	0.415	0.421	0.421	
		Stride efficiency (%)	48.17	79.67	77.60	82.25	85.26	78.25	73.39	73.24	
		Stride count	36.02	28.01	28.38	27.57	27.08	28.26	29.18	204.50	

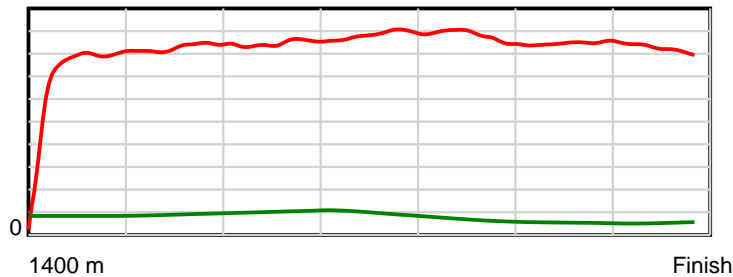
10 m Stride length



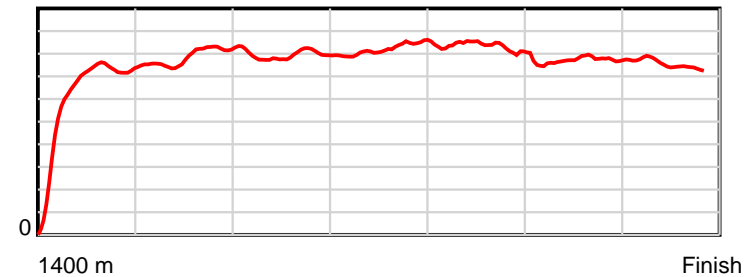
0.6 s Stride duration



20 m/sec Speed



100 % Stride efficiency



Note: Horizontal distance axis grid lines are 200m furlongs.

Disclaimer.

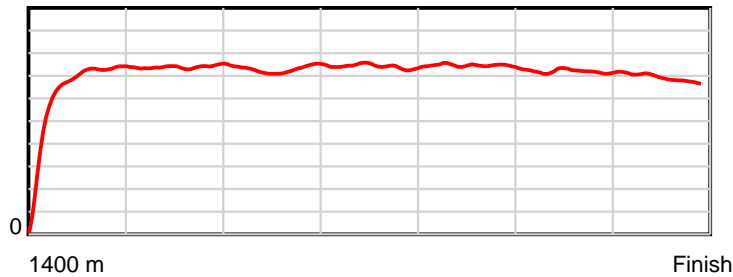
Tasracing Pty Ltd and Thoroughbred Ratings Pty Ltd accepts no responsibility for the completeness or accuracy of any of the information contained herein, and makes no representations about its suitability for any particular purpose. Users should make their own judgements about those matters and/or seek independent advice. You assume all risks associated with use of the data provided on this page.

Race Results

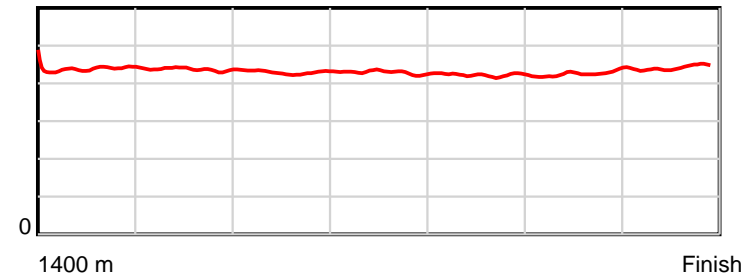
February 22, 2015, Race 6, BM72, Distance 1400m, Mowbray - Offset 2m

Result	TAB no.	Horse (Barrier)	1400 to	1200m to	1000m to	800m to	600m to	400m to	200m to	Total or	Margin
7th	5	Prince Stratum (3)	1200m	1000m	800m	600m	400m	200m	WP	Average	
		Position in running (margin)	-	3(0.0)	3(0.0)	2(0.0)	3(0.0)	4(0.0)	5(0.0)		4.60
		Sectional time (s)	15.32	11.54	11.60	11.82	11.23	11.71	12.91		
		Cumulative time (s)	86.14	70.82	59.28	47.68	35.85	24.62	12.91	1:26.14	
		Speed (m/s)	13.06	17.33	17.24	16.92	17.81	17.08	15.49	16.25	
		Stride length (m)	5.89	7.57	7.40	7.24	7.54	7.24	6.84	7.06	
		Stride duration (s)	0.445	0.437	0.429	0.428	0.423	0.424	0.442	0.434	
		Stride efficiency (%)	54.19	89.62	85.59	82.02	88.74	81.98	73.14	77.83	
		Stride count	33.96	26.41	27.02	27.61	26.54	27.61	29.23	198.38	

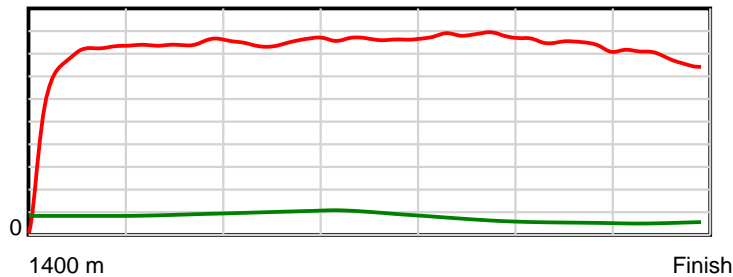
10 m Stride length



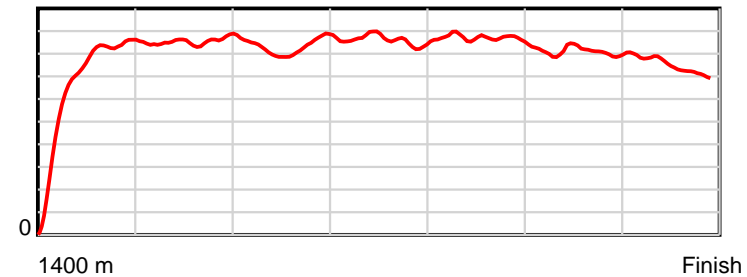
0.6 s Stride duration



20 m/sec Speed



100 % Stride efficiency



Note: Horizontal distance axis grid lines are 200m furlongs.

Disclaimer.

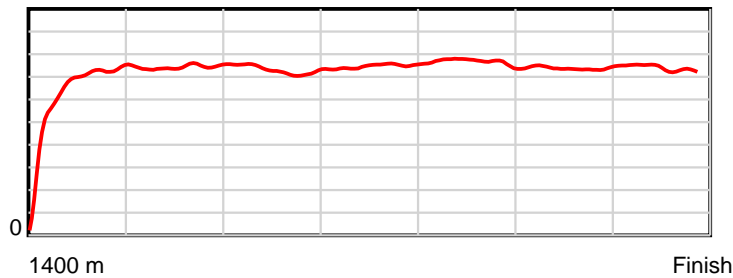
Tasracing Pty Ltd and Thoroughbred Ratings Pty Ltd accepts no responsibility for the completeness or accuracy of any of the information contained herein, and makes no representations about its suitability for any particular purpose. Users should make their own judgements about those matters and/or seek independent advice. You assume all risks associated with use of the data provided on this page.

Race Results

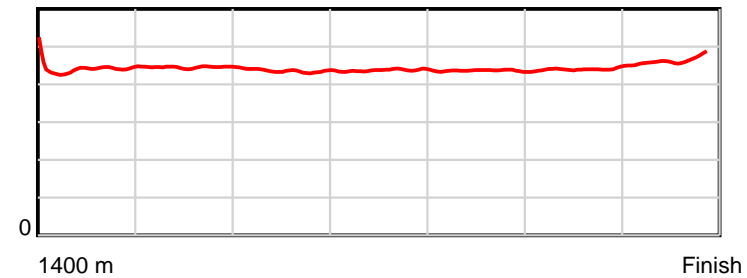
February 22, 2015, Race 6, BM72, Distance 1400m, Mowbray - Offset 2m

Result	TAB no.	Horse (Barrier)	1400 to	1200m to	1000m to	800m to	600m to	400m to	200m to	Total or	Margin
8th	8	Hot to Trot (2)	1200m	1000m	800m	600m	400m	200m	WP	Average	
		Position in running (margin)	-	6(0.0)	5(0.0)	6(0.0)	6(0.0)	7(0.0)	7(0.0)		6.10
		Sectional time (s)	15.49	11.79	12.07	11.52	11.20	11.71	12.65		
		Cumulative time (s)	86.42	70.93	59.14	47.07	35.56	24.36	12.65	1:26.42	
		Speed (m/s)	12.91	16.96	16.57	17.36	17.86	17.08	15.81	16.20	
		Stride length (m)	5.93	7.56	7.22	7.59	7.79	7.50	7.34	7.22	
		Stride duration (s)	0.447	0.445	0.436	0.437	0.436	0.439	0.465	0.446	
		Stride efficiency (%)	54.98	89.22	81.52	90.13	94.72	87.91	84.25	81.55	
		Stride count	33.72	26.47	27.69	26.33	25.69	26.66	27.24	193.80	

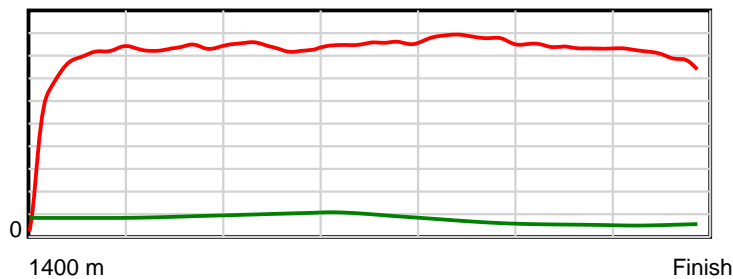
10 m Stride length



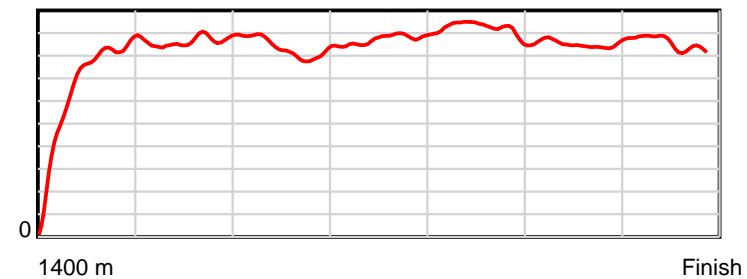
0.6 s Stride duration



20 m/sec Speed



100 % Stride efficiency



Note: Horizontal distance axis grid lines are 200m furlongs.

Disclaimer.

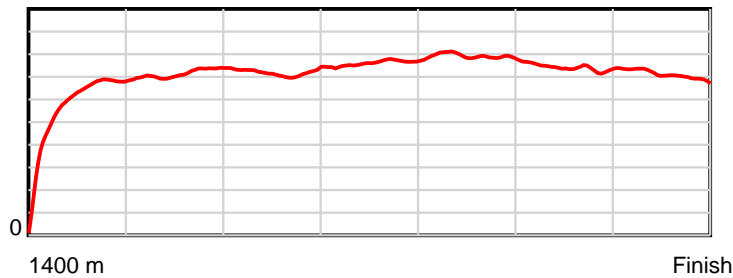
Tasracing Pty Ltd and Thoroughbred Ratings Pty Ltd accepts no responsibility for the completeness or accuracy of any of the information contained herein, and makes no representations about its suitability for any particular purpose. Users should make their own judgements about those matters and/or seek independent advice. You assume all risks associated with use of the data provided on this page.

Race Results

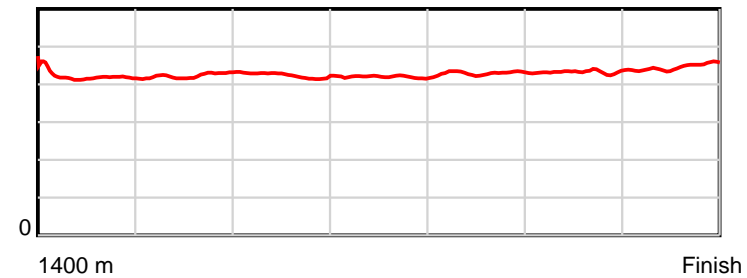
February 22, 2015, Race 6, BM72, Distance 1400m, Mowbray - Offset 2m

Result	TAB no.	Horse (Barrier)	1400 to	1200m to	1000m to	800m to	600m to	400m to	200m to	Total or	Margin
9th	3	Classic Outlaw (6)	1200m	1000m	800m	600m	400m	200m	WP	Average	
		Position in running (margin)	-	9(0.0)	9(0.0)	8(0.0)	8(0.0)	8(0.0)	9(0.0)		7.60
		Sectional time (s)	15.73	11.94	11.85	11.35	11.06	11.96	12.81		
		Cumulative time (s)	86.70	70.97	59.03	47.18	35.83	24.77	12.81	1:26.70	
		Speed (m/s)	12.71	16.75	16.88	17.62	18.08	16.72	15.61	16.15	
		Stride length (m)	5.53	7.10	7.13	7.38	7.76	7.24	6.97	6.95	
		Stride duration (s)	0.423	0.424	0.423	0.419	0.429	0.433	0.447	0.430	
		Stride efficiency (%)	47.79	78.82	79.43	85.12	94.06	81.84	76.02	75.39	
		Stride count	36.16	28.16	28.05	27.10	25.78	27.64	28.67	201.56	

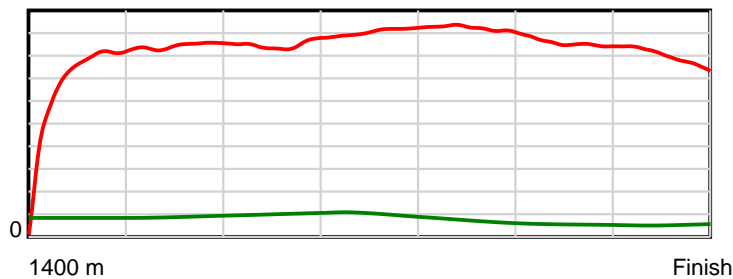
10 m Stride length



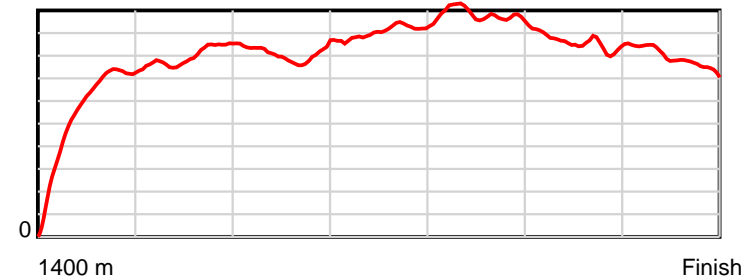
0.6 s Stride duration



20 m/sec Speed



100 % Stride efficiency



Note: Horizontal distance axis grid lines are 200m furlongs.

Disclaimer.

Tasracing Pty Ltd and Thoroughbred Ratings Pty Ltd accepts no responsibility for the completeness or accuracy of any of the information contained herein, and makes no representations about its suitability for any particular purpose. Users should make their own judgements about those matters and/or seek independent advice. You assume all risks associated with use of the data provided on this page.