



Race Results

Tasmanian Racing Club, Hobart, March 08, 2015

Compilation date: March 10, 2015, 9:06:06 AM (EST)

Copyright © 2015 Tasracing Pty Ltd. All rights reserved.

Trademarks.

StrideMASTER is a registered trademark of Thoroughbred Ratings Pty Ltd.

Disclaimer.

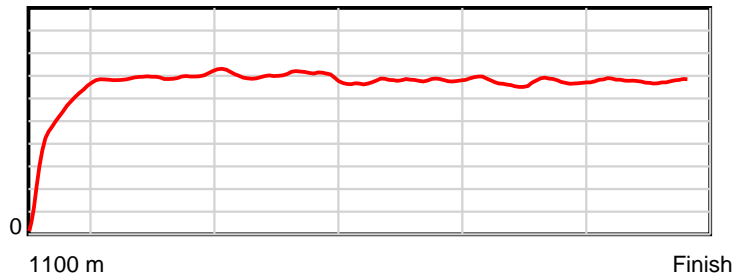
Tasracing Pty Ltd and Thoroughbred Ratings Pty Ltd accepts no responsibility for the completeness or accuracy of any of the information contained herein, and makes no representations about its suitability for any particular purpose. Users should make their own judgements about those matters and/or seek independent advice. You assume all risks associated with use of the data provided on this page.

Race Results

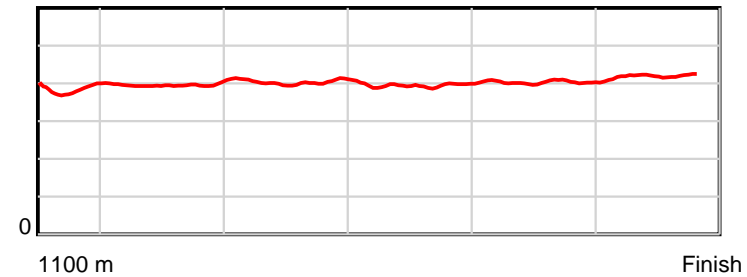
March 08, 2015, Race 1, MDN-SW, Distance 1100m, Elwick Course Proper - Offset 0m

Result	TAB no.	Horse (Barrier)	1100 to	1000m to	800m to	600m to	400m to	200m to	Total or	Margin
1st	10	All Bar Madiso... (1)	1000m	800m	600m	400m	200m	WP	Average	
		Position in running (margin)	-	2(0.9)	3(1.2)	4(1.0)	4(1.4)	2(0.5)		0.00
		Sectional time (s)	7.96	11.19	11.22	11.58	11.98	12.12		
		Cumulative time (s)	66.04	58.08	46.90	35.68	24.10	12.12	1:06.04	
		Speed (m/s)	12.56	17.87	17.83	17.27	16.69	16.50	16.66	
		Stride length (m)	4.73	7.05	7.19	6.83	6.71	6.87	6.65	
		Stride duration (s)	0.377	0.395	0.403	0.395	0.402	0.416	0.399	
		Stride efficiency (%)	35.02	77.74	80.74	72.89	70.34	73.77	69.02	
		Stride count	21.13	28.36	27.82	29.28	29.81	29.11	165.51	

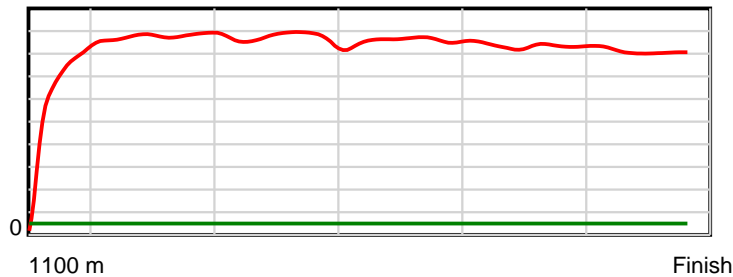
10 m Stride length



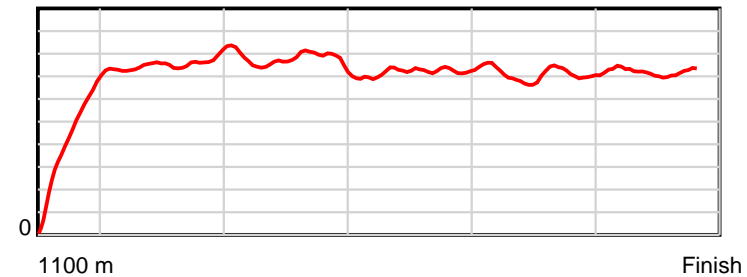
0.6 s Stride duration



20 m/sec Speed



100 % Stride efficiency



Note: Horizontal distance axis grid lines are 200m furlongs.

Disclaimer.

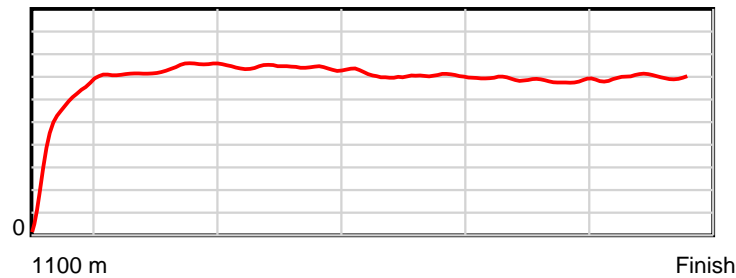
Tasracing Pty Ltd and Thoroughbred Ratings Pty Ltd accepts no responsibility for the completeness or accuracy of any of the information contained herein, and makes no representations about its suitability for any particular purpose. Users should make their own judgements about those matters and/or seek independent advice. You assume all risks associated with use of the data provided on this page.

Race Results

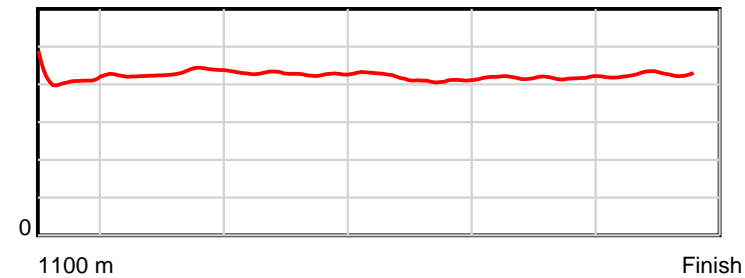
March 08, 2015, Race 1, MDN-SW, Distance 1100m, Elwick Course Proper - Offset 0m

Result	TAB no.	Horse (Barrier)	1100 to	1000m to	800m to	600m to	400m to	200m to	Total or	Margin
2nd	7	King Macedon (4)	1000m	800m	600m	400m	200m	WP	Average	
		Position in running (margin)	-	4(1.9)	6(3.0)	7(3.0)	6(3.1)	4(1.7)		1.00
		Sectional time (s)	8.20	11.33	11.26	11.50	11.90	12.03		
		Cumulative time (s)	66.22	58.02	46.69	35.42	23.93	12.03	1:06.21	
		Speed (m/s)	12.19	17.65	17.76	17.39	16.81	16.63	16.61	
		Stride length (m)	5.34	7.58	7.61	7.26	7.00	7.07	7.06	
		Stride duration (s)	0.419	0.429	0.429	0.417	0.416	0.425	0.425	
		Stride efficiency (%)	44.60	89.78	90.52	82.39	76.54	78.13	77.91	
		Stride count	18.72	26.39	26.28	27.54	28.58	28.28	155.79	

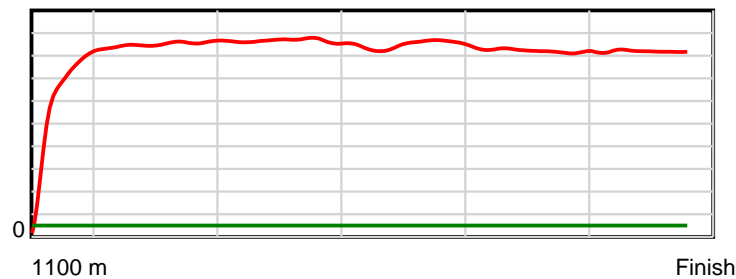
10 m Stride length



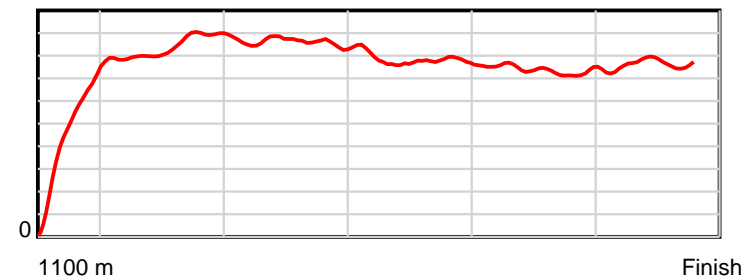
0.6 s Stride duration



20 m/sec Speed



100 % Stride efficiency



Note: Horizontal distance axis grid lines are 200m furlongs.

Disclaimer.

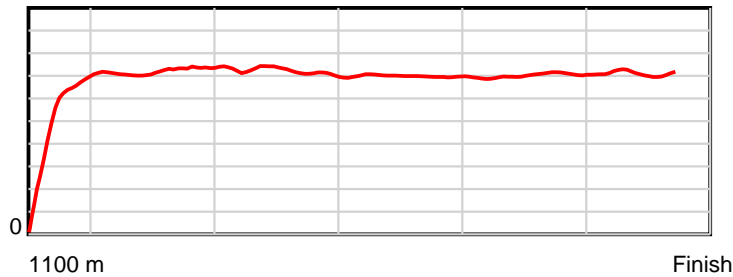
Tasracing Pty Ltd and Thoroughbred Ratings Pty Ltd accepts no responsibility for the completeness or accuracy of any of the information contained herein, and makes no representations about its suitability for any particular purpose. Users should make their own judgements about those matters and/or seek independent advice. You assume all risks associated with use of the data provided on this page.

Race Results

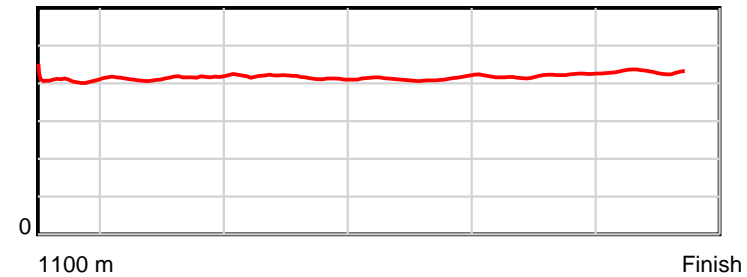
March 08, 2015, Race 1, MDN-SW, Distance 1100m, Elwick Course Proper - Offset 0m

Result	TAB no.	Horse (Barrier)	1100 to	1000m to	800m to	600m to	400m to	200m to	Total or	Margin
3rd	3	Mikaylas Raide... (8)	1000m	800m	600m	400m	200m	WP	Average	
		Position in running (margin)	-	8(6.1)	7(3.1)	6(2.7)	7(4.2)	6(3.1)		3.30
		Sectional time (s)	9.13	10.64	11.19	11.76	11.95	11.97		
		Cumulative time (s)	66.64	57.51	46.87	35.68	23.92	11.97	1:06.64	
		Speed (m/s)	10.95	18.80	17.87	17.01	16.74	16.71	16.51	
		Stride length (m)	4.81	7.74	7.45	6.99	7.01	7.18	6.94	
		Stride duration (s)	0.418	0.412	0.417	0.411	0.419	0.430	0.421	
		Stride efficiency (%)	36.22	93.68	86.74	76.40	76.76	80.53	75.32	
		Stride count	20.77	25.83	26.84	28.60	28.54	27.86	158.44	

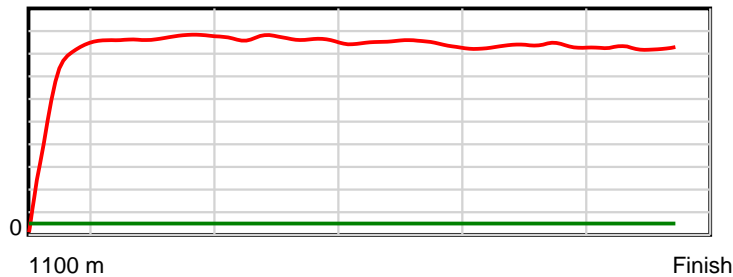
10 m Stride length



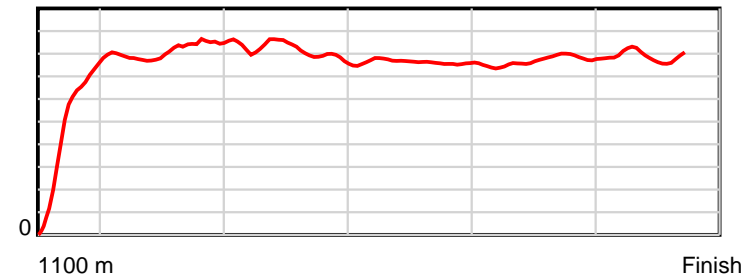
0.6 s Stride duration



20 m/sec Speed



100 % Stride efficiency



Note: Horizontal distance axis grid lines are 200m furlongs.

Disclaimer.

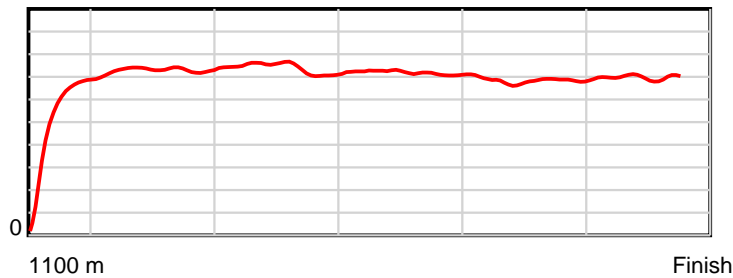
Tasracing Pty Ltd and Thoroughbred Ratings Pty Ltd accepts no responsibility for the completeness or accuracy of any of the information contained herein, and makes no representations about its suitability for any particular purpose. Users should make their own judgements about those matters and/or seek independent advice. You assume all risks associated with use of the data provided on this page.

Race Results

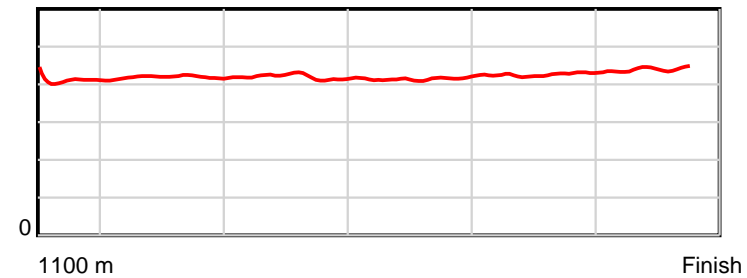
March 08, 2015, Race 1, MDN-SW, Distance 1100m, Elwick Course Proper - Offset 0m

Result	TAB no.	Horse (Barrier)	1100 to	1000m to	800m to	600m to	400m to	200m to	Total or	Margin
4th	11	Count My Bless... (6)	1000m	800m	600m	400m	200m	WP	Average	
		Position in running (margin)	-	7(3.7)	4(1.4)	3(0.7)	2(0.0)	3(0.7)		3.80
		Sectional time (s)	8.62	10.76	11.14	11.38	12.25	12.57		
		Cumulative time (s)	66.73	58.11	47.35	36.20	24.82	12.57	1:06.73	
		Speed (m/s)	11.60	18.59	17.95	17.57	16.33	15.91	16.48	
		Stride length (m)	5.01	7.77	7.54	7.26	6.93	6.98	6.99	
		Stride duration (s)	0.417	0.418	0.420	0.413	0.424	0.439	0.424	
		Stride efficiency (%)	39.25	94.24	88.92	82.29	74.94	76.05	76.40	
		Stride count	19.95	25.75	26.51	27.56	28.88	28.67	157.32	

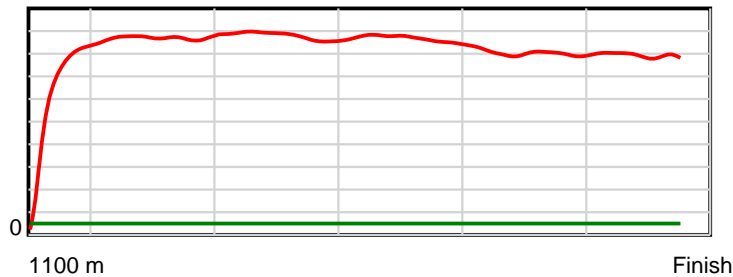
10 m Stride length



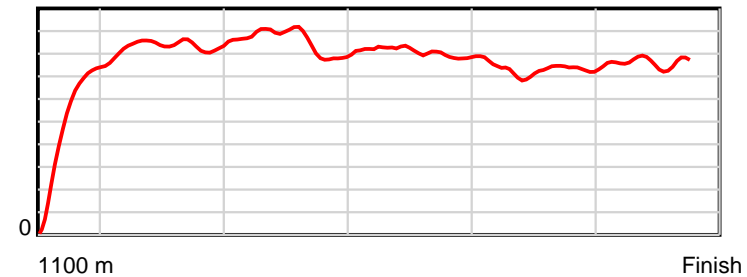
0.6 s Stride duration



20 m/sec Speed



100 % Stride efficiency



Note: Horizontal distance axis grid lines are 200m furlongs.

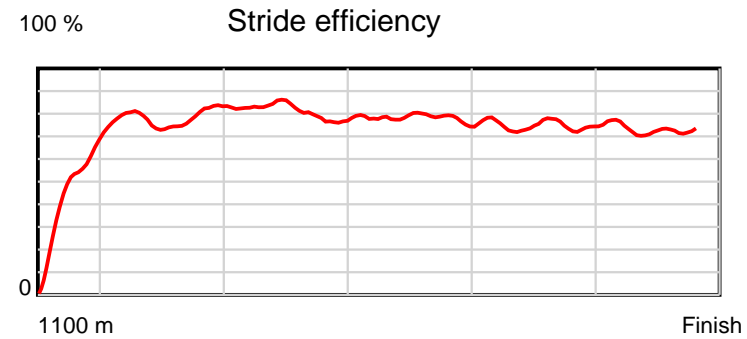
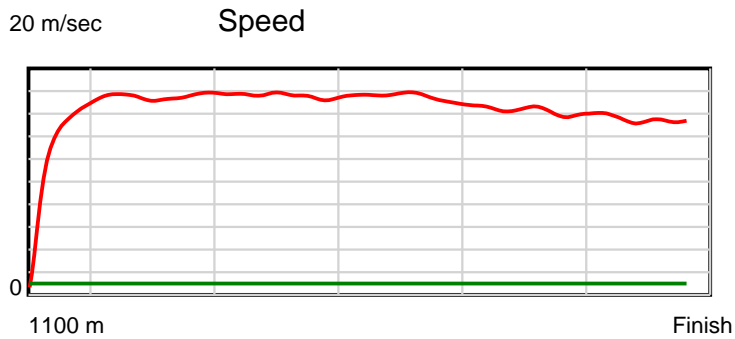
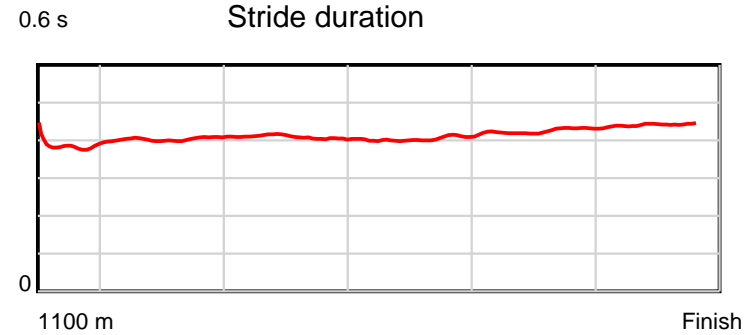
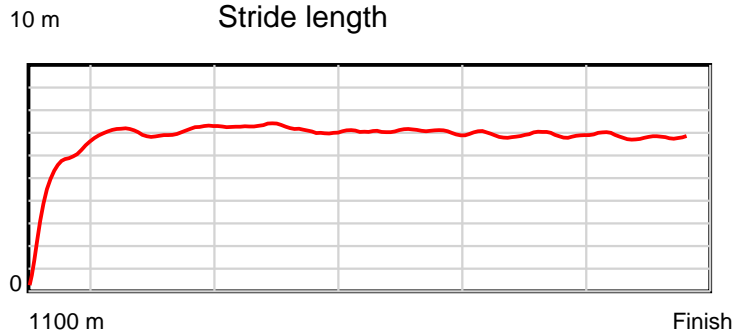
Disclaimer.

Tasracing Pty Ltd and Thoroughbred Ratings Pty Ltd accepts no responsibility for the completeness or accuracy of any of the information contained herein, and makes no representations about its suitability for any particular purpose. Users should make their own judgements about those matters and/or seek independent advice. You assume all risks associated with use of the data provided on this page.

Race Results

March 08, 2015, Race 1, MDN-SW, Distance 1100m, Elwick Course Proper - Offset 0m

Result	TAB no.	Horse (Barrier)	1100 to	1000m to	800m to	600m to	400m to	200m to	Total or	Margin
5th	4	Paleface Prest... (7)	1000m	800m	600m	400m	200m	WP	Average	
		Position in running (margin)	-	5(2.5)	5(1.5)	2(0.3)	1(0.0)	1(0.0)		4.80
		Sectional time (s)	8.58	10.99	11.05	11.45	12.13	12.72		
		Cumulative time (s)	66.92	58.34	47.35	36.30	24.85	12.72	1:06.92	
		Speed (m/s)	11.66	18.20	18.10	17.47	16.49	15.72	16.44	
		Stride length (m)	4.88	7.31	7.40	7.03	6.95	6.92	6.83	
		Stride duration (s)	0.392	0.402	0.409	0.402	0.422	0.440	0.416	
		Stride efficiency (%)	37.25	83.46	85.65	77.23	75.53	74.76	72.95	
		Stride count	20.48	27.37	27.01	28.45	28.77	28.91	160.99	



Note: Horizontal distance axis grid lines are 200m furlongs.

Disclaimer.

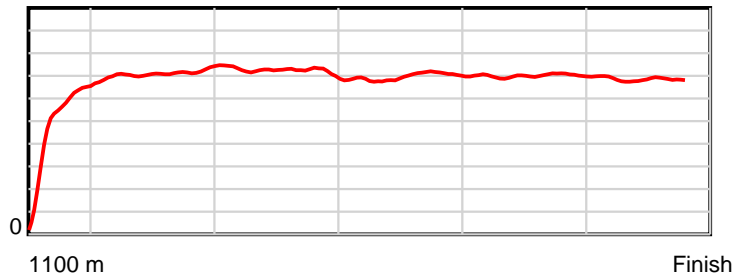
Tasracing Pty Ltd and Thoroughbred Ratings Pty Ltd accepts no responsibility for the completeness or accuracy of any of the information contained herein, and makes no representations about its suitability for any particular purpose. Users should make their own judgements about those matters and/or seek independent advice. You assume all risks associated with use of the data provided on this page.

Race Results

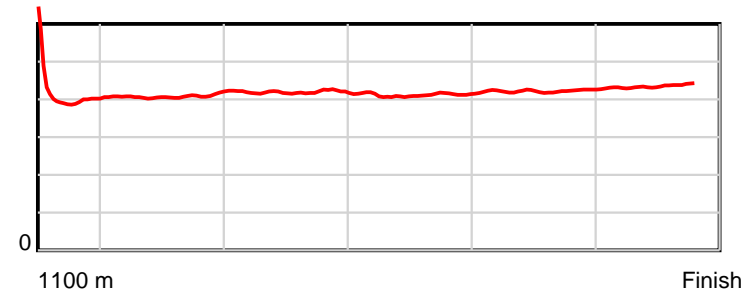
March 08, 2015, Race 1, MDN-SW, Distance 1100m, Elwick Course Proper - Offset 0m

Result	TAB no.	Horse (Barrier)	1100 to	1000m to	800m to	600m to	400m to	200m to	Total or	Margin
6th	5	Shorty Knox (5)	1000m	800m	600m	400m	200m	WP	Average	
		Position in running (margin)	-	1(0.0)	2(0.7)	5(1.3)	5(2.8)	5(2.4)		5.80
		Sectional time (s)	8.06	11.26	11.36	11.74	12.08	12.60		
		Cumulative time (s)	67.10	59.04	47.78	36.42	24.68	12.60	1:07.09	
		Speed (m/s)	12.40	17.76	17.61	17.04	16.56	15.87	16.39	
		Stride length (m)	5.75	7.21	7.36	7.02	6.96	6.89	6.94	
		Stride duration (s)	0.440	0.406	0.418	0.412	0.420	0.434	0.423	
		Stride efficiency (%)	51.68	81.23	84.65	76.92	75.59	74.27	75.19	
		Stride count	17.39	27.74	27.17	28.51	28.76	29.01	158.58	

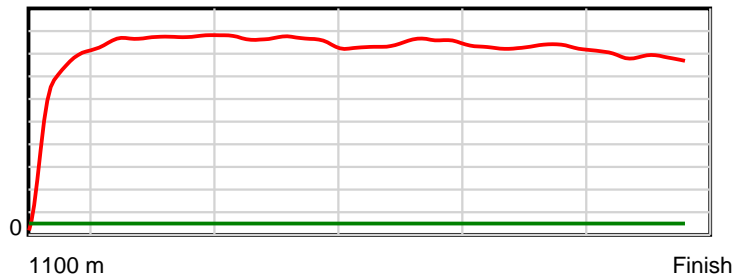
10 m Stride length



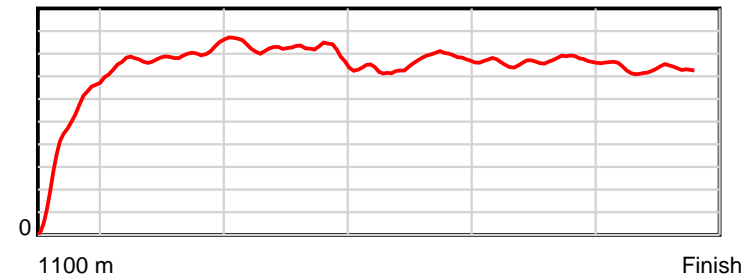
0.6 s Stride duration



20 m/sec Speed



100 % Stride efficiency



Note: Horizontal distance axis grid lines are 200m furlongs.

Disclaimer.

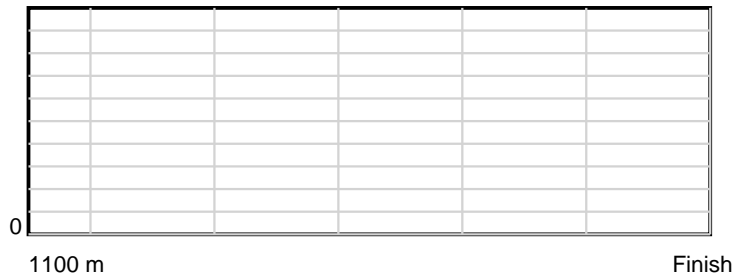
Tasracing Pty Ltd and Thoroughbred Ratings Pty Ltd accepts no responsibility for the completeness or accuracy of any of the information contained herein, and makes no representations about its suitability for any particular purpose. Users should make their own judgements about those matters and/or seek independent advice. You assume all risks associated with use of the data provided on this page.

Race Results

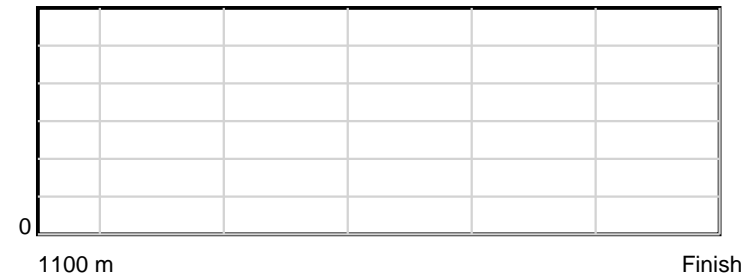
March 08, 2015, Race 1, MDN-SW, Distance 1100m, Elwick Course Proper - Offset 0m

Result	TAB no.	Horse (Barrier)	1100 to	1000m to	800m to	600m to	400m to	200m to	Total or	Margin
7th	1	Charloch (10)								
		Position in running (margin)								
		Sectional time (s)								
		Cumulative time (s)								
		Speed (m/s)								
		Stride length (m)								
		Stride duration (s)								
		Stride efficiency (%)								
		Stride count								

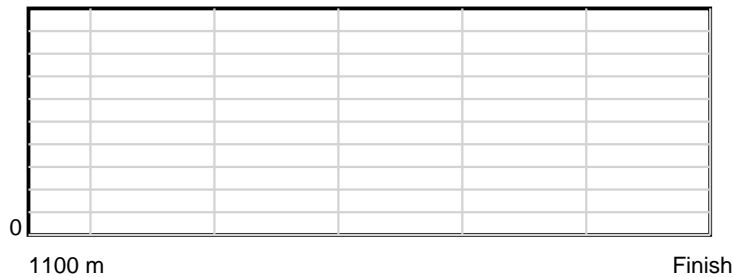
10 m Stride length



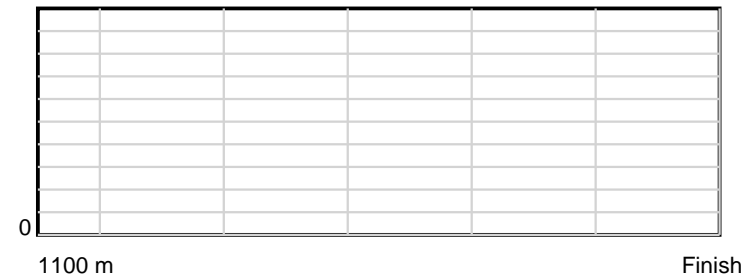
0.6 s Stride duration



20 m/sec Speed



100 % Stride efficiency



Note: Horizontal distance axis grid lines are 200m furlongs.

Disclaimer.

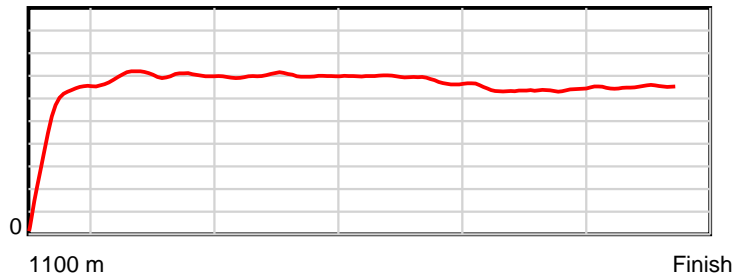
Tasracing Pty Ltd and Thoroughbred Ratings Pty Ltd accepts no responsibility for the completeness or accuracy of any of the information contained herein, and makes no representations about its suitability for any particular purpose. Users should make their own judgements about those matters and/or seek independent advice. You assume all risks associated with use of the data provided on this page.

Race Results

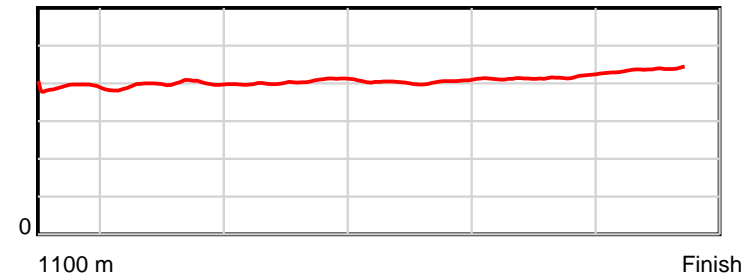
March 08, 2015, Race 1, MDN-SW, Distance 1100m, Elwick Course Proper - Offset 0m

Result	TAB no.	Horse (Barrier)	1100 to	1000m to	800m to	600m to	400m to	200m to	Total or	Margin
8th	13	Heaps of Heart (3)	1000m	800m	600m	400m	200m	WP	Average	
		Position in running (margin)	-	3(1.6)	1(0.0)	1(0.0)	3(0.4)	7(4.2)		11.10
		Sectional time (s)	8.56	10.88	11.26	11.57	12.76	13.08		
		Cumulative time (s)	68.10	59.54	48.67	37.41	25.84	13.08	1:08.09	
		Speed (m/s)	11.68	18.38	17.76	17.29	15.67	15.29	16.15	
		Stride length (m)	4.99	7.27	7.12	6.98	6.45	6.64	6.65	
		Stride duration (s)	0.393	0.395	0.401	0.404	0.412	0.434	0.412	
		Stride efficiency (%)	38.87	82.53	79.23	76.18	65.03	68.97	69.12	
		Stride count	20.05	27.52	28.09	28.64	31.00	30.10	165.40	

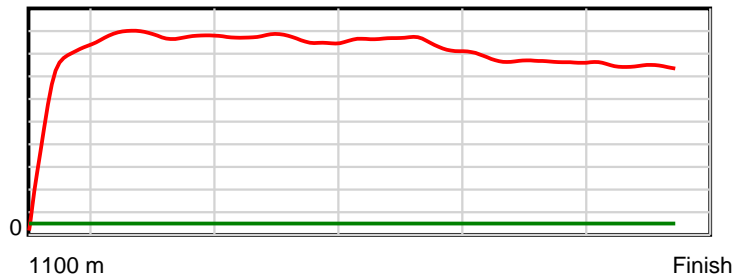
10 m Stride length



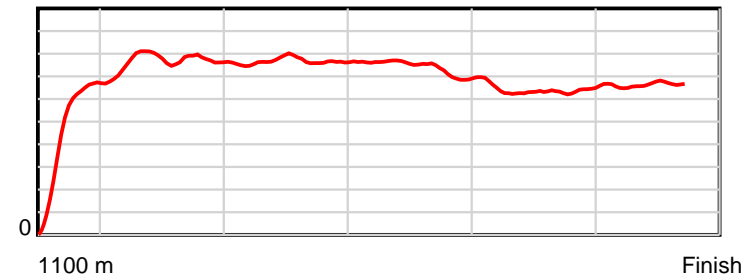
0.6 s Stride duration



20 m/sec Speed



100 % Stride efficiency



Note: Horizontal distance axis grid lines are 200m furlongs.

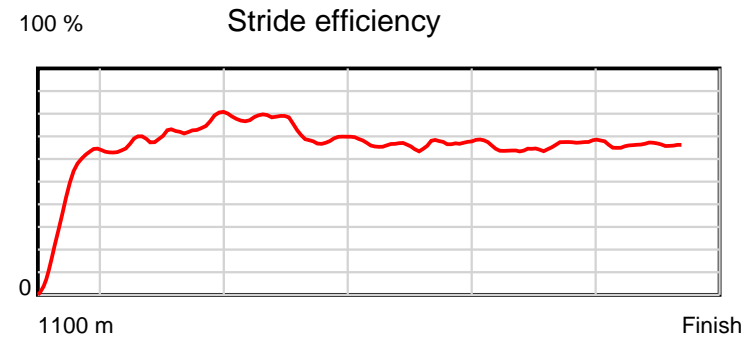
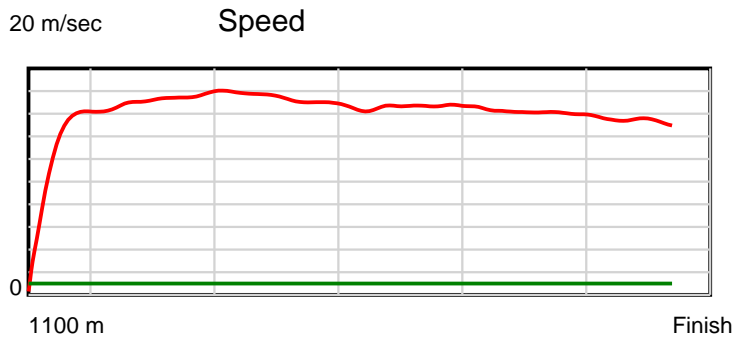
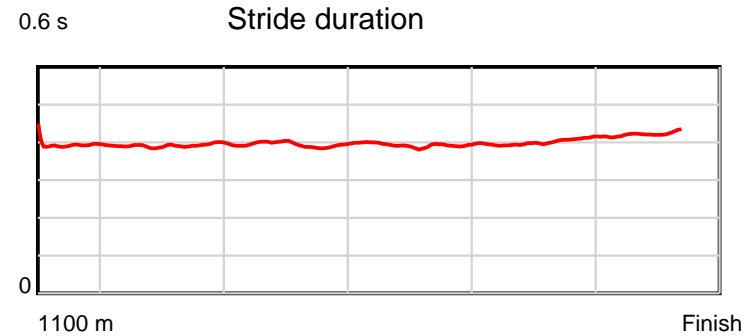
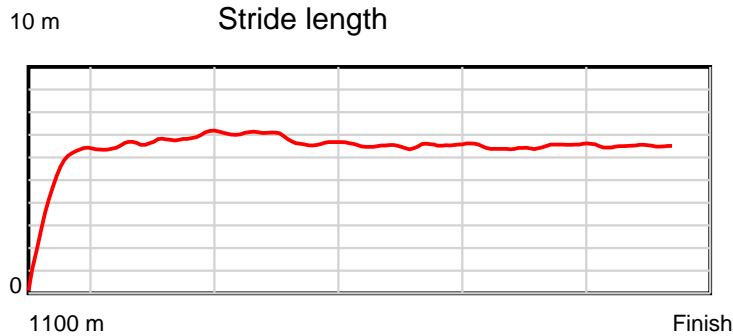
Disclaimer.

Tasracing Pty Ltd and Thoroughbred Ratings Pty Ltd accepts no responsibility for the completeness or accuracy of any of the information contained herein, and makes no representations about its suitability for any particular purpose. Users should make their own judgements about those matters and/or seek independent advice. You assume all risks associated with use of the data provided on this page.

Race Results

March 08, 2015, Race 1, MDN-SW, Distance 1100m, Elwick Course Proper - Offset 0m

Result	TAB no.	Horse (Barrier)	1100 to	1000m to	800m to	600m to	400m to	200m to	Total or	Margin
9th	9	Little Miff (2)	1000m	800m	600m	400m	200m	WP	Average	
		Position in running (margin)	-	6(3.5)	8(3.9)	8(3.9)	8(6.3)	8(5.9)		12.10
		Sectional time (s)	9.03	11.21	11.26	11.90	12.06	12.82		
		Cumulative time (s)	68.29	59.26	48.05	36.78	24.88	12.82	1:08.29	
		Speed (m/s)	11.07	17.84	17.76	16.81	16.58	15.60	16.11	
		Stride length (m)	4.88	6.96	7.01	6.60	6.57	6.56	6.51	
		Stride duration (s)	0.402	0.390	0.395	0.393	0.396	0.421	0.404	
		Stride efficiency (%)	37.15	75.67	76.78	68.10	67.37	67.27	66.19	
		Stride count	20.51	28.74	28.53	30.30	30.46	30.48	169.02	



Note: Horizontal distance axis grid lines are 200m furlongs.

Disclaimer.

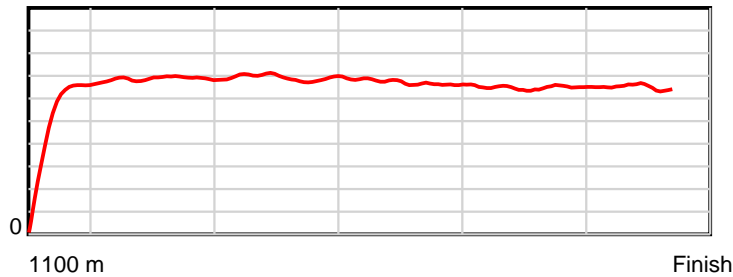
Tasracing Pty Ltd and Thoroughbred Ratings Pty Ltd accepts no responsibility for the completeness or accuracy of any of the information contained herein, and makes no representations about its suitability for any particular purpose. Users should make their own judgements about those matters and/or seek independent advice. You assume all risks associated with use of the data provided on this page.

Race Results

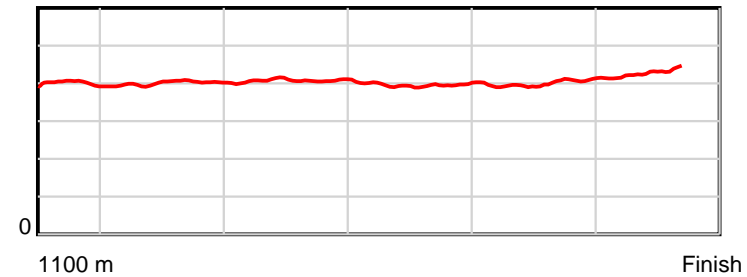
March 08, 2015, Race 1, MDN-SW, Distance 1100m, Elwick Course Proper - Offset 0m

Result	TAB no.	Horse (Barrier)	1100 to	1000m to	800m to	600m to	400m to	200m to	Total or	Margin
10th	12	Good Girl Rose (9)	1000m	800m	600m	400m	200m	WP	Average	
		Position in running (margin)	-	9(8.3)	9(4.8)	9(5.9)	9(7.5)	9(8.4)		16.40
		Sectional time (s)	9.97	10.55	11.45	11.76	12.29	13.11		
		Cumulative time (s)	69.13	59.16	48.61	37.16	25.40	13.11	1:09.12	
		Speed (m/s)	10.03	18.96	17.47	17.01	16.27	15.26	15.91	
		Stride length (m)	4.63	7.54	7.07	6.78	6.44	6.45	6.55	
		Stride duration (s)	0.416	0.398	0.405	0.398	0.396	0.423	0.411	
		Stride efficiency (%)	33.43	88.95	78.19	71.73	64.80	64.92	66.99	
		Stride count	21.62	26.51	28.27	29.52	31.06	31.03	168.01	

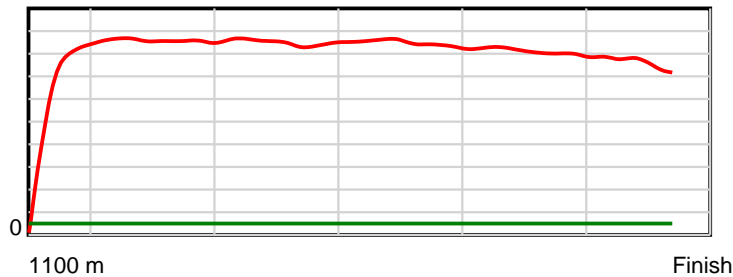
10 m Stride length



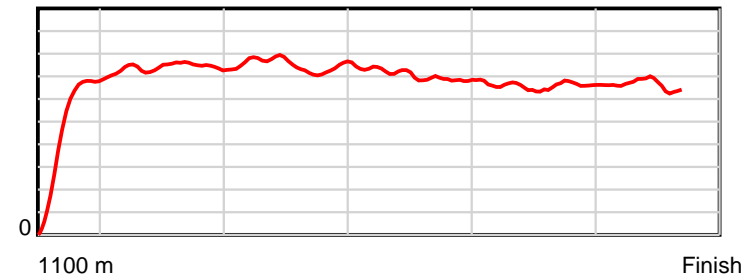
0.6 s Stride duration



20 m/sec Speed



100 % Stride efficiency



Note: Horizontal distance axis grid lines are 200m furlongs.

Disclaimer.

Tasracing Pty Ltd and Thoroughbred Ratings Pty Ltd accepts no responsibility for the completeness or accuracy of any of the information contained herein, and makes no representations about its suitability for any particular purpose. Users should make their own judgements about those matters and/or seek independent advice. You assume all risks associated with use of the data provided on this page.