



Race Results

Tasmanian Racing Club, Hobart, March 08, 2015

Compilation date: March 10, 2015, 9:07:35 AM (EST)

Copyright © 2015 Tasracing Pty Ltd. All rights reserved.

Trademarks.

StrideMASTER is a registered trademark of Thoroughbred Ratings Pty Ltd.

Disclaimer.

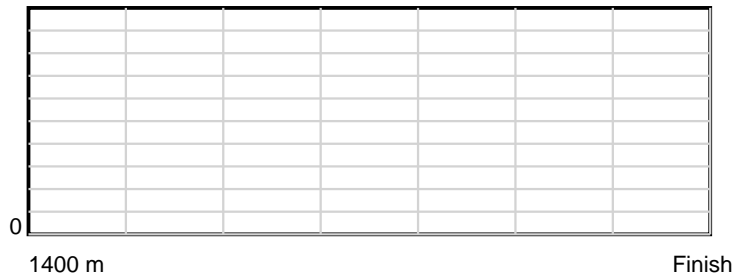
Tasracing Pty Ltd and Thoroughbred Ratings Pty Ltd accepts no responsibility for the completeness or accuracy of any of the information contained herein, and makes no representations about its suitability for any particular purpose. Users should make their own judgements about those matters and/or seek independent advice. You assume all risks associated with use of the data provided on this page.

Race Results


March 08, 2015, Race 2, MDN-SW, Distance 1400m, Elwick Course Proper - Offset 0m

Result	TAB no.	Horse (Barrier)	1400 to	1200m to	1000m to	800m to	600m to	400m to	200m to	Total or	Margin
1st	6	Tshahitsi (1)									
		Position in running (margin)									
		Sectional time (s)									
		Cumulative time (s)									
		Speed (m/s)									
		Stride length (m)									
		Stride duration (s)									
		Stride efficiency (%)									
		Stride count									

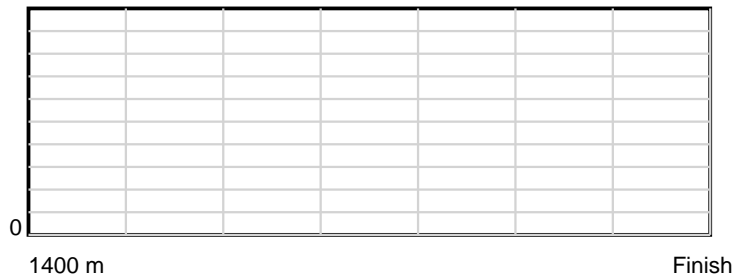
10 m Stride length



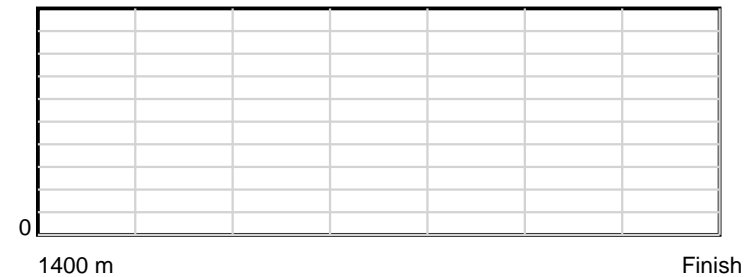
0.6 s Stride duration



20 m/sec Speed



100 % Stride efficiency



Note: Horizontal distance axis grid lines are 200m furlongs.

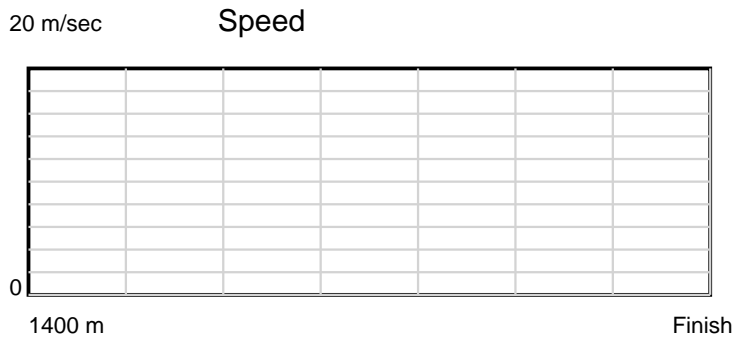
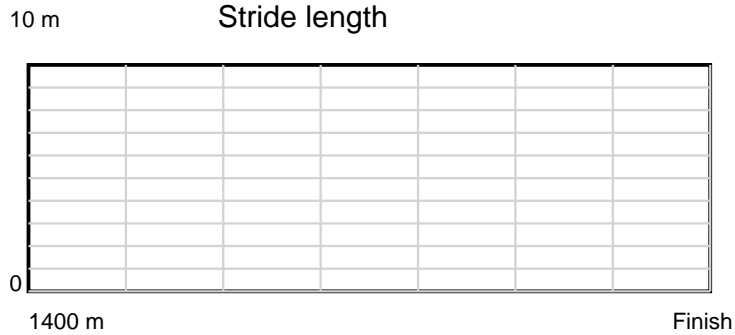
Disclaimer.

Tasracing Pty Ltd and Thoroughbred Ratings Pty Ltd accepts no responsibility for the completeness or accuracy of any of the information contained herein, and makes no representations about its suitability for any particular purpose. Users should make their own judgements about those matters and/or seek independent advice. You assume all risks associated with use of the data provided on this page.

Race Results

March 08, 2015, Race 2, MDN-SW, Distance 1400m, Elwick Course Proper - Offset 0m

Result	TAB no.	Horse (Barrier)	1400 to	1200m to	1000m to	800m to	600m to	400m to	200m to	Total or	Margin
2nd	15	Flying Cruiser (9)									
		Position in running (margin)									
		Sectional time (s)									
		Cumulative time (s)									
		Speed (m/s)									
		Stride length (m)									
		Stride duration (s)									
		Stride efficiency (%)									
		Stride count									



Note: Horizontal distance axis grid lines are 200m furlongs.

Disclaimer.

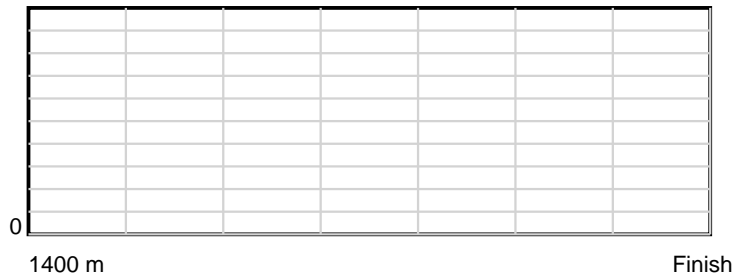
Tasracing Pty Ltd and Thoroughbred Ratings Pty Ltd accepts no responsibility for the completeness or accuracy of any of the information contained herein, and makes no representations about its suitability for any particular purpose. Users should make their own judgements about those matters and/or seek independent advice. You assume all risks associated with use of the data provided on this page.

Race Results


March 08, 2015, Race 2, MDN-SW, Distance 1400m, Elwick Course Proper - Offset 0m

Result	TAB no.	Horse (Barrier)	1400 to	1200m to	1000m to	800m to	600m to	400m to	200m to	Total or	Margin
3rd	13	Like Alulu (2)									
		Position in running (margin)									
		Sectional time (s)									
		Cumulative time (s)									
		Speed (m/s)									
		Stride length (m)									
		Stride duration (s)									
		Stride efficiency (%)									
		Stride count									

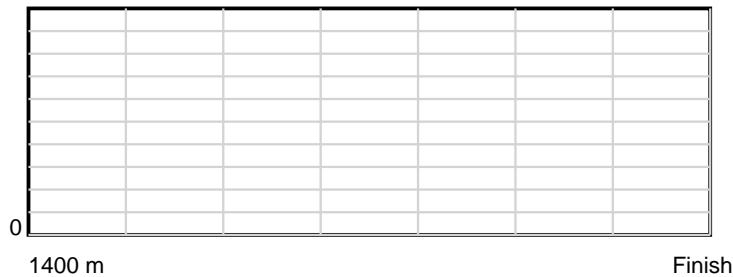
10 m Stride length



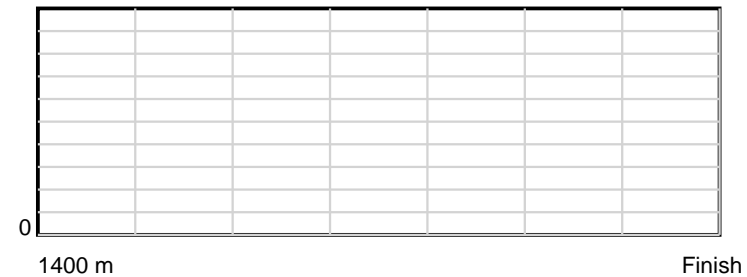
0.6 s Stride duration



20 m/sec Speed



100 % Stride efficiency



Note: Horizontal distance axis grid lines are 200m furlongs.

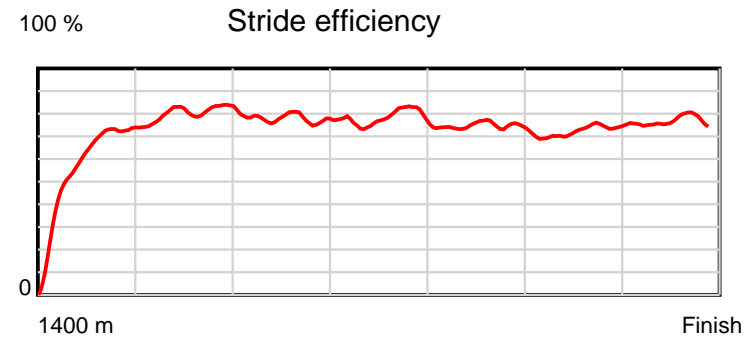
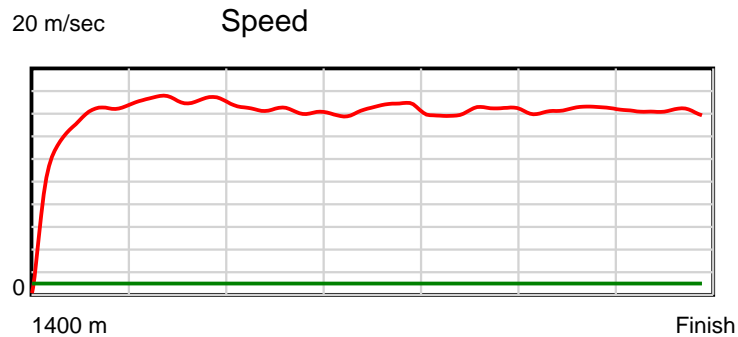
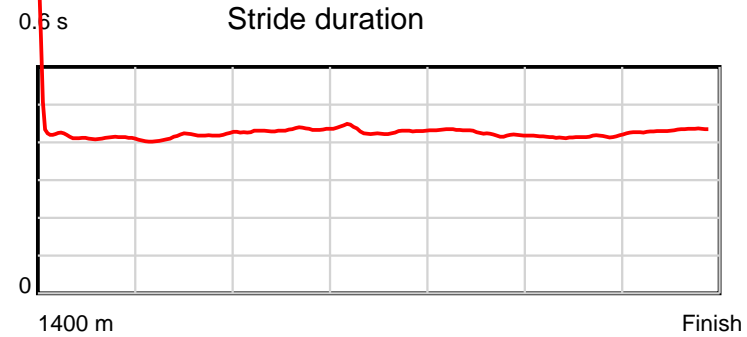
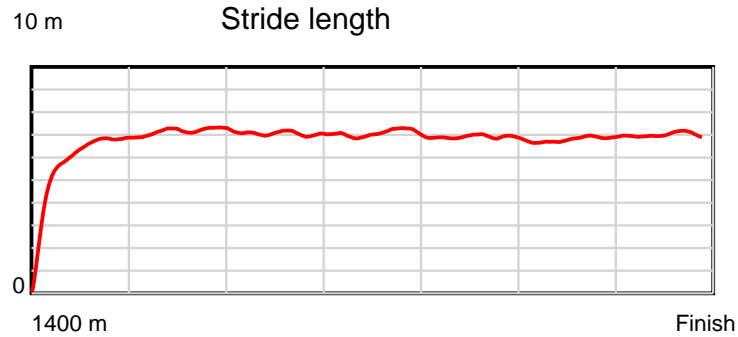
Disclaimer.

Tasracing Pty Ltd and Thoroughbred Ratings Pty Ltd accepts no responsibility for the completeness or accuracy of any of the information contained herein, and makes no representations about its suitability for any particular purpose. Users should make their own judgements about those matters and/or seek independent advice. You assume all risks associated with use of the data provided on this page.

Race Results

March 08, 2015, Race 2, MDN-SW, Distance 1400m, Elwick Course Proper - Offset 0m

Result	TAB no.	Horse (Barrier)	1400 to	1200m to	1000m to	800m to	600m to	400m to	200m to	Total or	Margin
4th	2	Kompressor (7)	1200m	1000m	800m	600m	400m	200m	WP	Average	
		Position in running (margin)	-	5(4.2)	5(4.6)	5(5.2)	5(4.8)	2(1.8)	1(0.0)		7.80
		Sectional time (s)	16.32	11.24	12.02	12.04	11.99	12.06	12.29		
		Cumulative time (s)	87.96	71.64	60.40	48.38	36.33	24.35	12.29	1:27.95	
		Speed (m/s)	12.25	17.79	16.64	16.61	16.68	16.58	16.27	15.92	
		Stride length (m)	5.58	7.40	7.19	7.15	7.10	6.88	7.02	6.85	
		Stride duration (s)	0.436	0.416	0.432	0.431	0.426	0.415	0.431	0.430	
		Stride efficiency (%)	48.57	85.62	80.76	79.91	78.84	73.92	77.04	73.31	
		Stride count	35.87	27.02	27.82	27.97	28.16	29.08	28.48	204.40	



Note: Horizontal distance axis grid lines are 200m furlongs.

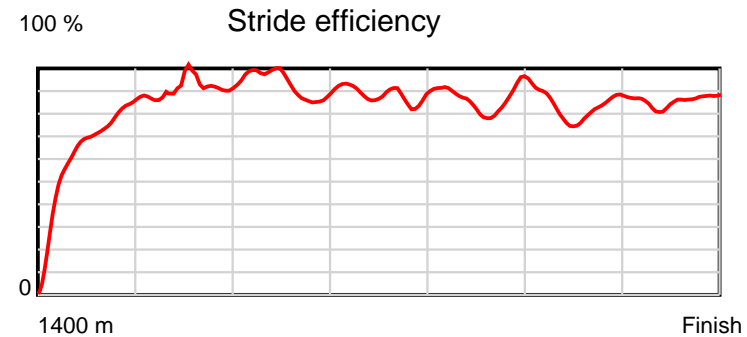
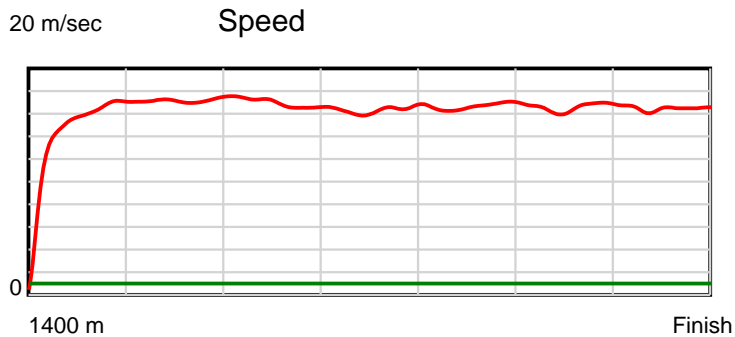
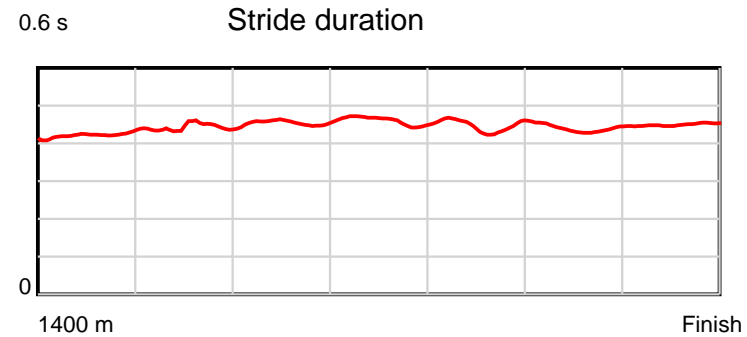
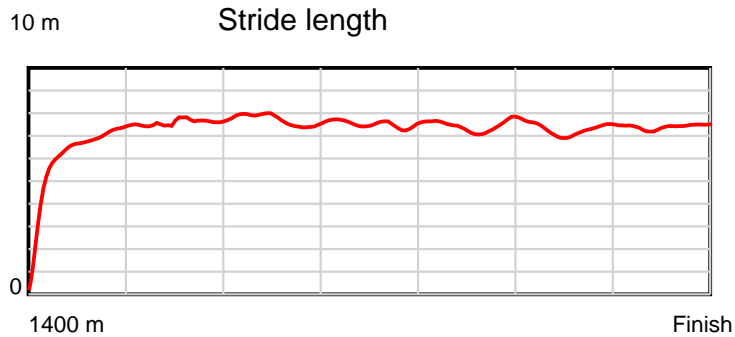
Disclaimer.

Tasracing Pty Ltd and Thoroughbred Ratings Pty Ltd accepts no responsibility for the completeness or accuracy of any of the information contained herein, and makes no representations about its suitability for any particular purpose. Users should make their own judgements about those matters and/or seek independent advice. You assume all risks associated with use of the data provided on this page.

Race Results

March 08, 2015, Race 2, MDN-SW, Distance 1400m, Elwick Course Proper - Offset 0m

Result	TAB no.	Horse (Barrier)	1400 to	1200m to	1000m to	800m to	600m to	400m to	200m to	Total or	Margin
5th	5	Gee Gees Tell ... (10)	1200m	1000m	800m	600m	400m	200m	WP	Average	
		Position in running (margin)	-	3(2.0)	4(3.4)	4(3.8)	4(4.2)	4(3.6)	3(3.1)		9.80
		Sectional time (s)	15.96	11.42	11.99	12.16	12.38	12.29	12.14		
		Cumulative time (s)	88.35	72.39	60.97	48.97	36.81	24.43	12.14	1:28.34	
		Speed (m/s)	12.54	17.51	16.68	16.45	16.16	16.27	16.47	15.85	
		Stride length (m)	5.43	7.53	7.60	7.55	7.23	7.15	7.41	7.04	
		Stride duration (s)	0.418	0.430	0.456	0.459	0.447	0.440	0.450	0.444	
		Stride efficiency (%)	46.11	88.65	90.20	89.09	81.69	79.98	85.88	77.51	
		Stride count	36.82	26.55	26.32	26.49	27.66	27.96	26.98	198.78	



Note: Horizontal distance axis grid lines are 200m furlongs.

Disclaimer.

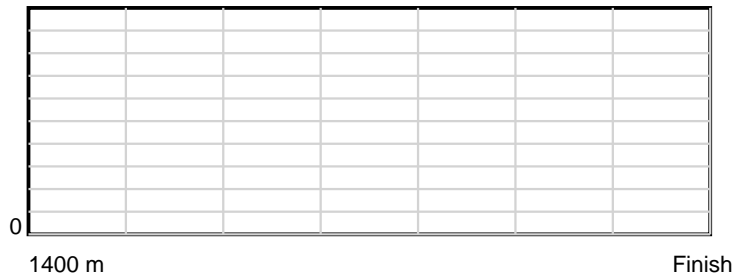
Tasracing Pty Ltd and Thoroughbred Ratings Pty Ltd accepts no responsibility for the completeness or accuracy of any of the information contained herein, and makes no representations about its suitability for any particular purpose. Users should make their own judgements about those matters and/or seek independent advice. You assume all risks associated with use of the data provided on this page.

Race Results


March 08, 2015, Race 2, MDN-SW, Distance 1400m, Elwick Course Proper - Offset 0m

Result	TAB no.	Horse (Barrier)	1400 to	1200m to	1000m to	800m to	600m to	400m to	200m to	Total or	Margin
6th	9	Hello Gertie (5)									
		Position in running (margin)									
		Sectional time (s)									
		Cumulative time (s)									
		Speed (m/s)									
		Stride length (m)									
		Stride duration (s)									
		Stride efficiency (%)									
		Stride count									

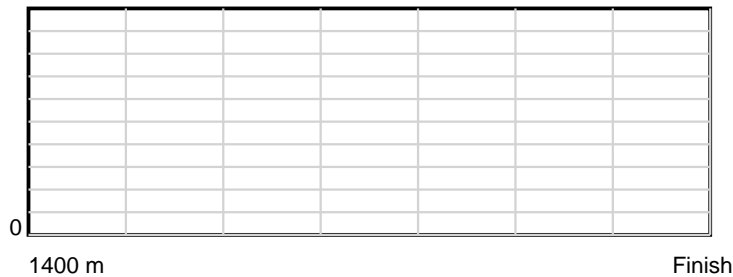
10 m Stride length



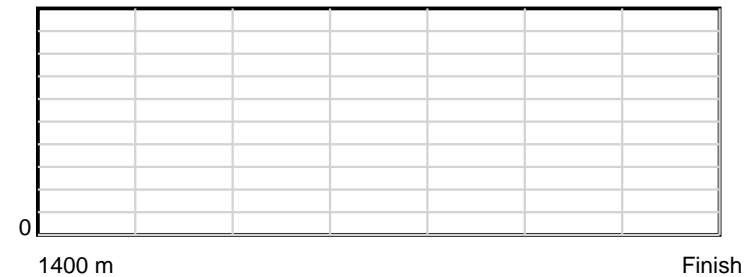
0.6 s Stride duration



20 m/sec Speed



100 % Stride efficiency



Note: Horizontal distance axis grid lines are 200m furlongs.

Disclaimer.

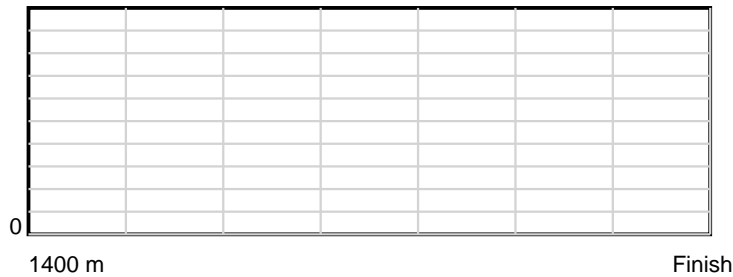
Tasracing Pty Ltd and Thoroughbred Ratings Pty Ltd accepts no responsibility for the completeness or accuracy of any of the information contained herein, and makes no representations about its suitability for any particular purpose. Users should make their own judgements about those matters and/or seek independent advice. You assume all risks associated with use of the data provided on this page.

Race Results


March 08, 2015, Race 2, MDN-SW, Distance 1400m, Elwick Course Proper - Offset 0m

Result	TAB no.	Horse (Barrier)	1400 to	1200m to	1000m to	800m to	600m to	400m to	200m to	Total or	Margin
7th	7	Down to the Wi... (8)									
		Position in running (margin)									
		Sectional time (s)									
		Cumulative time (s)									
		Speed (m/s)									
		Stride length (m)									
		Stride duration (s)									
		Stride efficiency (%)									
		Stride count									

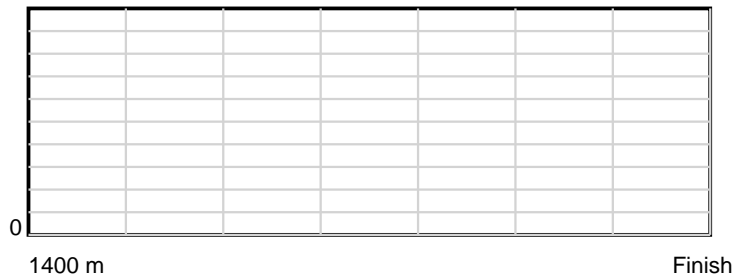
10 m Stride length



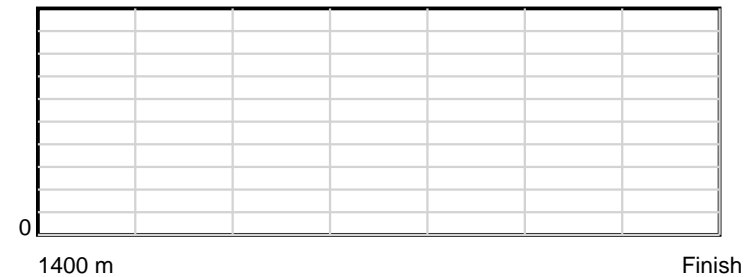
0.6 s Stride duration



20 m/sec Speed



100 % Stride efficiency



Note: Horizontal distance axis grid lines are 200m furlongs.

Disclaimer.

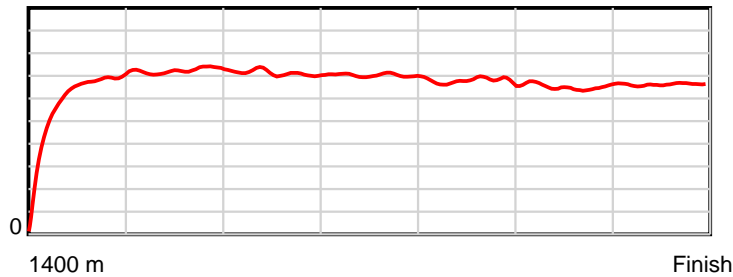
Tasracing Pty Ltd and Thoroughbred Ratings Pty Ltd accepts no responsibility for the completeness or accuracy of any of the information contained herein, and makes no representations about its suitability for any particular purpose. Users should make their own judgements about those matters and/or seek independent advice. You assume all risks associated with use of the data provided on this page.

Race Results

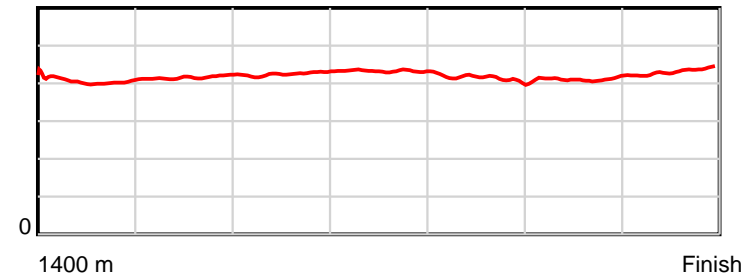
March 08, 2015, Race 2, MDN-SW, Distance 1400m, Elwick Course Proper - Offset 0m

Result	TAB no.	Horse (Barrier)	1400 to	1200m to	1000m to	800m to	600m to	400m to	200m to	Total or	Margin
8th	12	La Belle Moi (3)	1200m	1000m	800m	600m	400m	200m	WP	Average	
		Position in running (margin)	-	1(0.0)	1(0.0)	1(0.0)	1(0.0)	1(0.0)	2(2.3)		14.70
		Sectional time (s)	15.95	11.18	11.93	12.10	12.48	12.75	12.91		
		Cumulative time (s)	89.30	73.35	62.17	50.25	38.14	25.66	12.91	1:29.29	
		Speed (m/s)	12.54	17.89	16.76	16.53	16.03	15.69	15.49	15.68	
		Stride length (m)	5.34	7.44	7.12	7.15	6.63	6.46	6.69	6.62	
		Stride duration (s)	0.404	0.416	0.425	0.433	0.414	0.412	0.432	0.422	
		Stride efficiency (%)	44.55	86.39	79.26	79.94	68.61	65.15	69.95	68.51	
		Stride count	37.46	26.90	28.08	27.96	30.18	30.97	29.89	211.44	

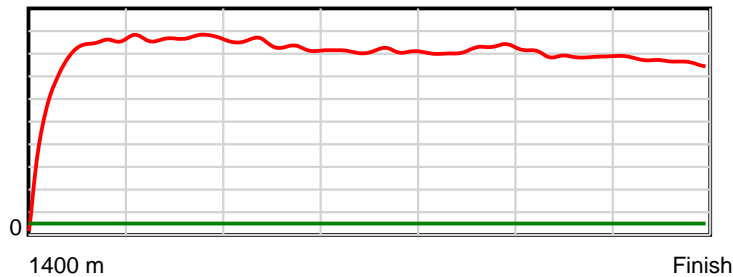
10 m Stride length



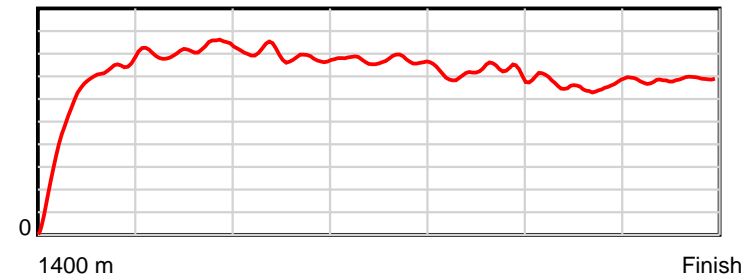
0.6 s Stride duration



20 m/sec Speed



100 % Stride efficiency



Note: Horizontal distance axis grid lines are 200m furlongs.

Disclaimer.

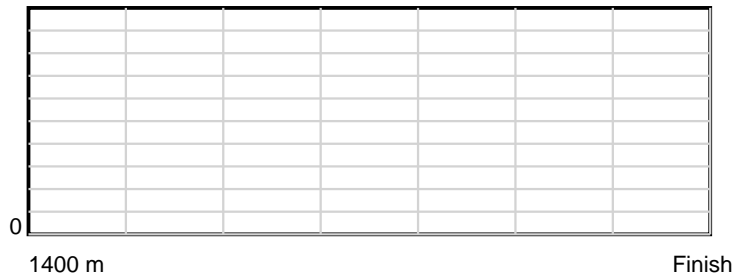
Tasracing Pty Ltd and Thoroughbred Ratings Pty Ltd accepts no responsibility for the completeness or accuracy of any of the information contained herein, and makes no representations about its suitability for any particular purpose. Users should make their own judgements about those matters and/or seek independent advice. You assume all risks associated with use of the data provided on this page.

Race Results


March 08, 2015, Race 2, MDN-SW, Distance 1400m, Elwick Course Proper - Offset 0m

Result	TAB no.	Horse (Barrier)	1400 to	1200m to	1000m to	800m to	600m to	400m to	200m to	Total or	Margin
9th	10	Add to Friends (11)									
		Position in running (margin)									
		Sectional time (s)									
		Cumulative time (s)									
		Speed (m/s)									
		Stride length (m)									
		Stride duration (s)									
		Stride efficiency (%)									
		Stride count									

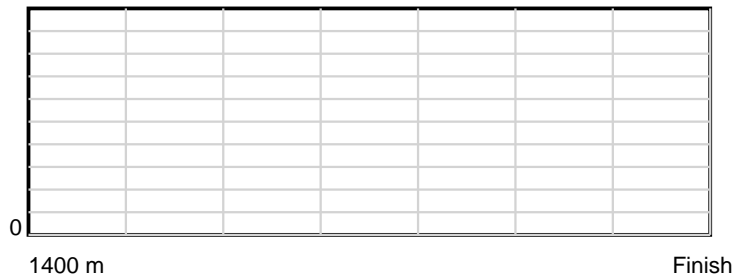
10 m Stride length



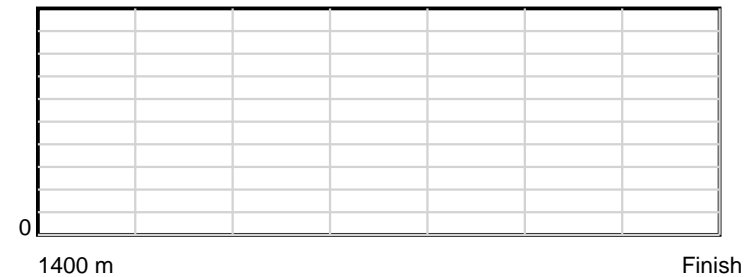
0.6 s Stride duration



20 m/sec Speed



100 % Stride efficiency



Note: Horizontal distance axis grid lines are 200m furlongs.

Disclaimer.

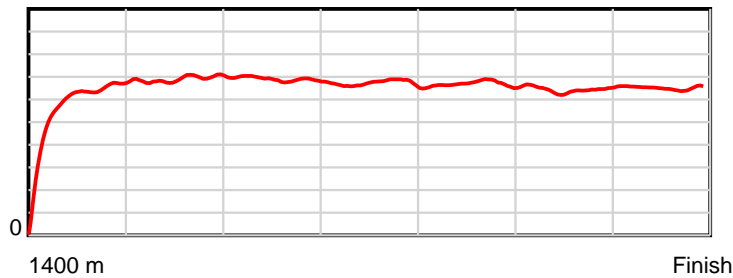
Tasracing Pty Ltd and Thoroughbred Ratings Pty Ltd accepts no responsibility for the completeness or accuracy of any of the information contained herein, and makes no representations about its suitability for any particular purpose. Users should make their own judgements about those matters and/or seek independent advice. You assume all risks associated with use of the data provided on this page.

Race Results

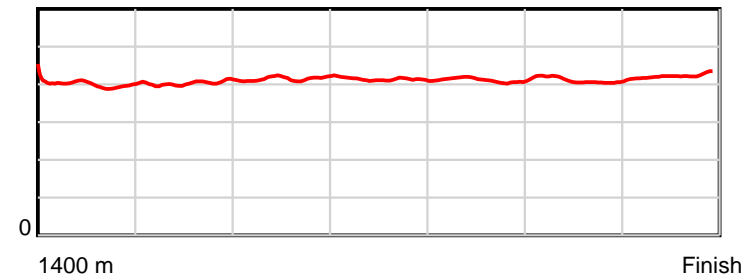
March 08, 2015, Race 2, MDN-SW, Distance 1400m, Elwick Course Proper - Offset 0m

Result	TAB no.	Horse (Barrier)	1400 to	1200m to	1000m to	800m to	600m to	400m to	200m to	Total or	Margin
10th	16	Zemiro (4)	1200m	1000m	800m	600m	400m	200m	WP	Average	
		Position in running (margin)	-	4(2.3)	3(3.4)	3(3.8)	3(3.6)	5(3.8)	5(6.5)		18.00
		Sectional time (s)	16.41	11.36	11.99	12.07	12.52	12.81	12.81		
		Cumulative time (s)	89.96	73.55	62.19	50.20	38.13	25.61	12.81	1:29.95	
		Speed (m/s)	12.19	17.61	16.68	16.57	15.97	15.61	15.61	15.56	
		Stride length (m)	5.27	7.08	6.93	6.84	6.56	6.42	6.60	6.47	
		Stride duration (s)	0.403	0.402	0.415	0.412	0.411	0.411	0.422	0.416	
		Stride efficiency (%)	43.45	78.25	75.00	73.01	67.31	64.35	68.00	65.48	
		Stride count	37.93	28.26	28.87	29.26	30.47	31.17	30.32	216.28	

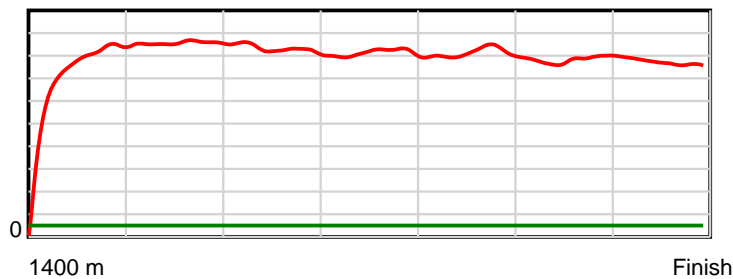
10 m Stride length



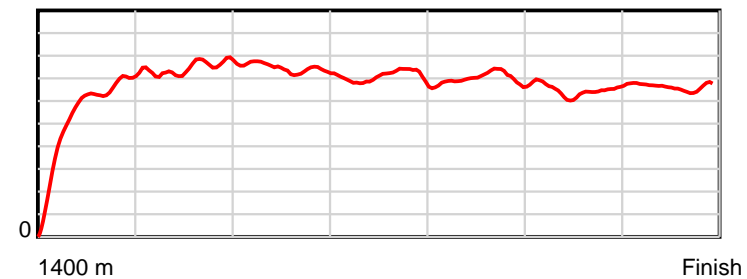
0.6 s Stride duration



20 m/sec Speed



100 % Stride efficiency



Note: Horizontal distance axis grid lines are 200m furlongs.

Disclaimer.

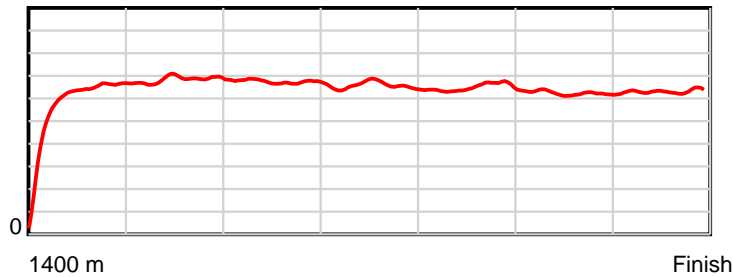
Tasracing Pty Ltd and Thoroughbred Ratings Pty Ltd accepts no responsibility for the completeness or accuracy of any of the information contained herein, and makes no representations about its suitability for any particular purpose. Users should make their own judgements about those matters and/or seek independent advice. You assume all risks associated with use of the data provided on this page.

Race Results

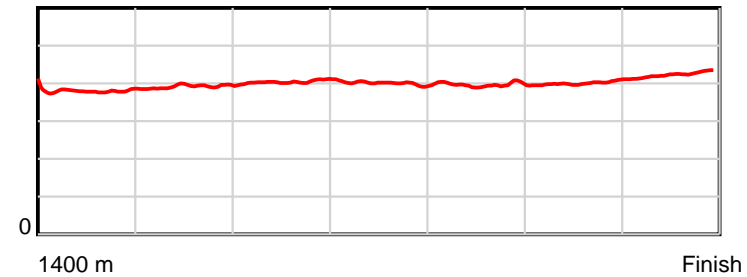
March 08, 2015, Race 2, MDN-SW, Distance 1400m, Elwick Course Proper - Offset 0m

Result	TAB no.	Horse (Barrier)	1400 to	1200m to	1000m to	800m to	600m to	400m to	200m to	Total or	Margin
11th	4	A Matter of Ti... (6)	1200m	1000m	800m	600m	400m	200m	WP	Average	
		Position in running (margin)	-	2(0.4)	2(0.1)	2(1.0)	2(2.0)	3(2.3)	4(5.6)		19.80
		Sectional time (s)	16.18	11.11	12.09	12.26	12.53	12.91	13.23		
		Cumulative time (s)	90.32	74.14	63.02	50.94	38.68	26.14	13.23	1:30.31	
		Speed (m/s)	12.36	18.00	16.54	16.31	15.96	15.49	15.12	15.50	
		Stride length (m)	5.08	7.04	6.67	6.54	6.32	6.21	6.41	6.26	
		Stride duration (s)	0.384	0.391	0.403	0.401	0.396	0.401	0.424	0.404	
		Stride efficiency (%)	40.33	77.36	69.45	66.77	62.42	60.17	64.13	61.31	
		Stride count	39.37	28.43	30.00	30.60	31.65	32.23	31.22	223.50	

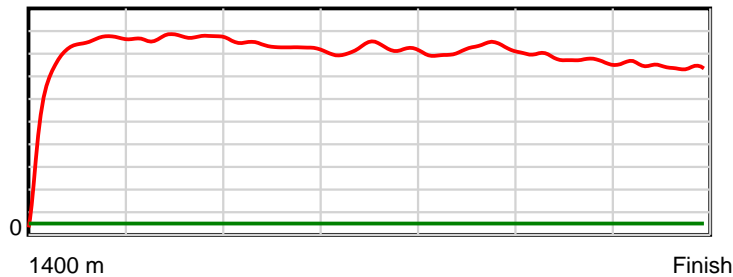
10 m Stride length



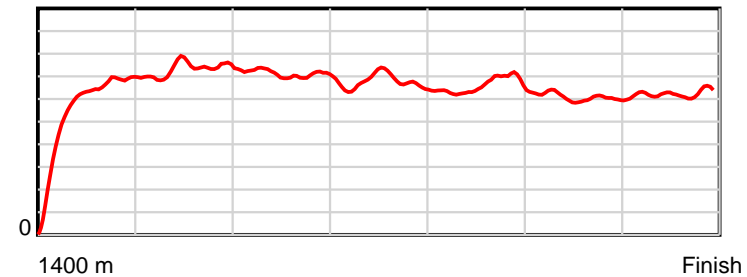
0.6 s Stride duration



20 m/sec Speed



100 % Stride efficiency



Note: Horizontal distance axis grid lines are 200m furlongs.

Disclaimer.

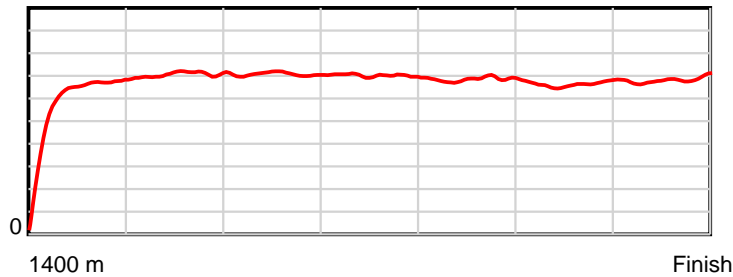
Tasracing Pty Ltd and Thoroughbred Ratings Pty Ltd accepts no responsibility for the completeness or accuracy of any of the information contained herein, and makes no representations about its suitability for any particular purpose. Users should make their own judgements about those matters and/or seek independent advice. You assume all risks associated with use of the data provided on this page.

Race Results

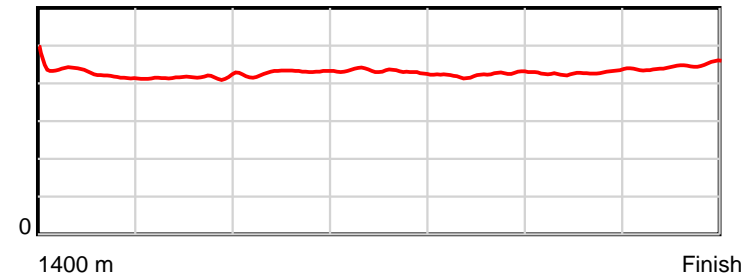
March 08, 2015, Race 2, MDN-SW, Distance 1400m, Elwick Course Proper - Offset 0m

Result	TAB no.	Horse (Barrier)	1400 to	1200m to	1000m to	800m to	600m to	400m to	200m to	Total or	Margin
12th	17	Nicole's Quest (12)	1200m	1000m	800m	600m	400m	200m	WP	Average	
		Position in running (margin)	-	6(6.0)	6(7.8)	6(7.5)	6(8.3)	6(7.1)	6(10.8)		22.80
		Sectional time (s)	17.16	11.48	11.89	12.23	12.27	12.99	12.91		
		Cumulative time (s)	90.93	73.77	62.29	50.40	38.17	25.90	12.91	1:30.93	
		Speed (m/s)	11.65	17.42	16.82	16.35	16.30	15.40	15.49	15.40	
		Stride length (m)	5.41	7.25	7.21	7.05	6.90	6.60	6.91	6.70	
		Stride duration (s)	0.431	0.416	0.428	0.431	0.423	0.428	0.446	0.435	
		Stride efficiency (%)	45.73	82.24	81.22	77.73	74.33	67.98	74.56	70.18	
		Stride count	36.97	27.57	27.74	28.36	29.00	30.32	28.95	208.91	

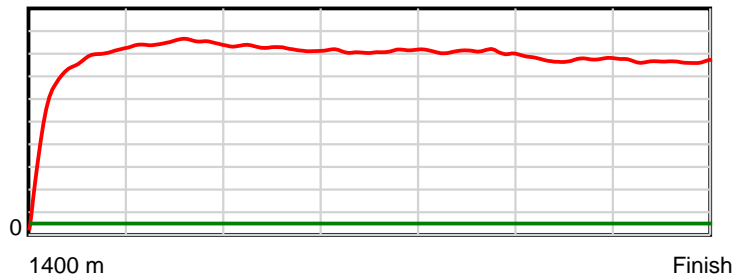
10 m Stride length



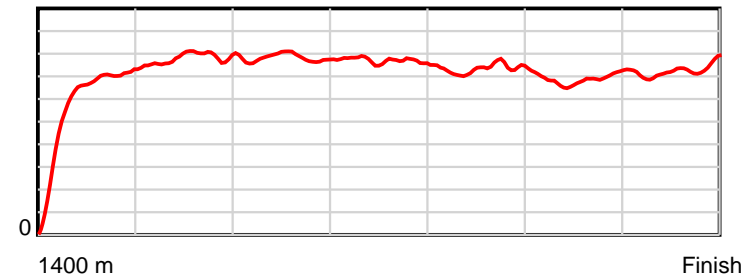
0.6 s Stride duration



20 m/sec Speed



100 % Stride efficiency



Note: Horizontal distance axis grid lines are 200m furlongs.

Disclaimer.

Tasracing Pty Ltd and Thoroughbred Ratings Pty Ltd accepts no responsibility for the completeness or accuracy of any of the information contained herein, and makes no representations about its suitability for any particular purpose. Users should make their own judgements about those matters and/or seek independent advice. You assume all risks associated with use of the data provided on this page.