



Race Results

Tasmanian Racing Club, Hobart, March 08, 2015

Compilation date: March 10, 2015, 9:11:24 AM (EST)

Copyright © 2015 Tasracing Pty Ltd. All rights reserved.

Trademarks.

StrideMASTER is a registered trademark of Thoroughbred Ratings Pty Ltd.

Disclaimer.

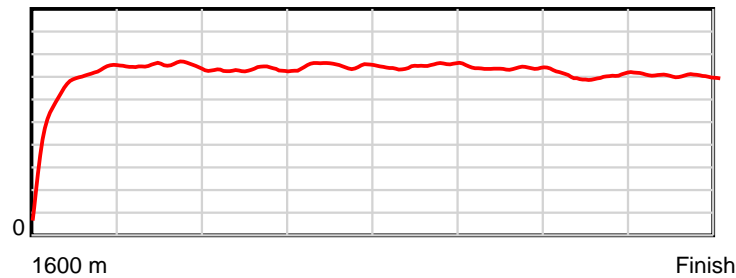
Tasracing Pty Ltd and Thoroughbred Ratings Pty Ltd accepts no responsibility for the completeness or accuracy of any of the information contained herein, and makes no representations about its suitability for any particular purpose. Users should make their own judgements about those matters and/or seek independent advice. You assume all risks associated with use of the data provided on this page.

Race Results

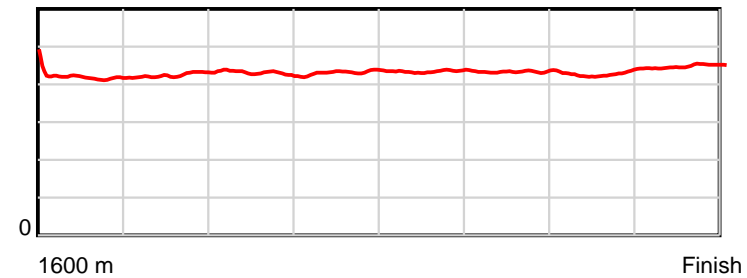
March 08, 2015, Race 3, MDN/CL1-SW, Distance 1600m, Elwick Course Proper - Offset 0m

Result	TAB no.	Horse (Barrier)	1600 to	1400m to	1200m to	1000m to	800m to	600m to	400m to	200m to	Total or	Margin
1st	4	Sweet Ginger B... (9)	1400m	1200m	1000m	800m	600m	400m	200m	WP	Average	
		Position in running (margin)	-	5(1.9)	6(4.9)	8(9.6)	8(11.1)	8(10.8)	4(7.2)	2(0.4)		0.00
		Sectional time (s)	14.26	11.66	12.03	11.75	11.88	12.06	12.59	12.93		
		Cumulative time (s)	99.16	84.90	73.24	61.21	49.46	37.58	25.52	12.93	1:39.15	
		Speed (m/s)	14.03	17.15	16.63	17.02	16.84	16.58	15.89	15.47	16.14	
		Stride length (m)	5.95	7.28	7.14	7.37	7.31	7.18	6.81	6.93	6.97	
		Stride duration (s)	0.423	0.424	0.429	0.433	0.434	0.433	0.428	0.448	0.432	
		Stride efficiency (%)	55.24	82.90	79.64	84.78	83.53	80.60	72.39	75.09	75.81	
		Stride count	33.64	27.46	28.02	27.15	27.36	27.85	29.38	28.85	229.71	

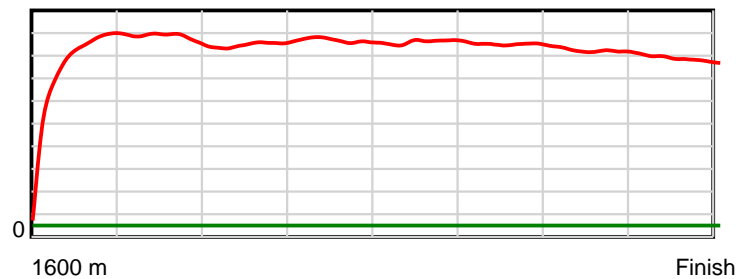
10 m Stride length



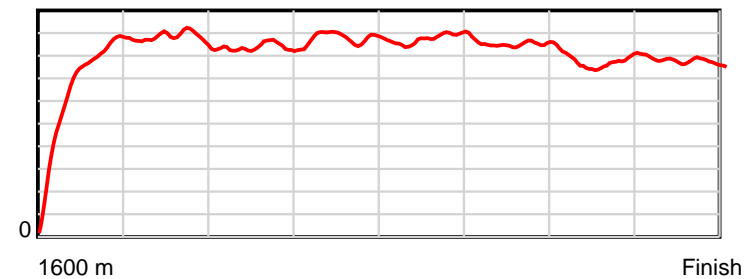
0.6 s Stride duration



20 m/sec Speed



100 % Stride efficiency



Note: Horizontal distance axis grid lines are 200m furlongs.

Disclaimer.

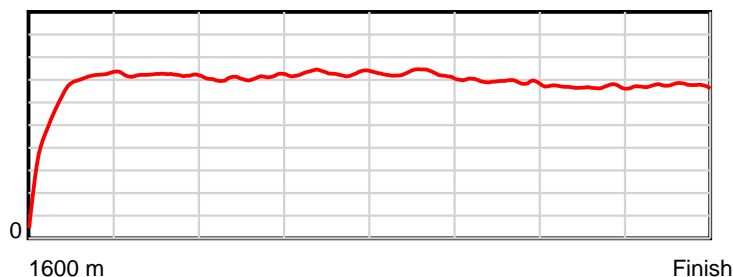
Tasracing Pty Ltd and Thoroughbred Ratings Pty Ltd accepts no responsibility for the completeness or accuracy of any of the information contained herein, and makes no representations about its suitability for any particular purpose. Users should make their own judgements about those matters and/or seek independent advice. You assume all risks associated with use of the data provided on this page.

Race Results

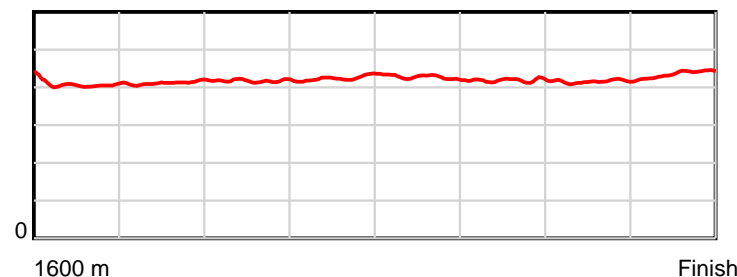
March 08, 2015, Race 3, MDN/CL1-SW, Distance 1600m, Elwick Course Proper - Offset 0m

Result	TAB no.	Horse (Barrier)	1600 to	1400m to	1200m to	1000m to	800m to	600m to	400m to	200m to	Total or	Margin
2nd	6	Ocean Star (3)	1400m	1200m	1000m	800m	600m	400m	200m	WP	Average	
		Position in running (margin)	-	7(3.2)	7(5.0)	7(9.0)	7(10.8)	7(10.7)	5(7.2)	4(0.6)		0.10
		Sectional time (s)	14.34	11.47	11.90	11.80	11.92	12.07	12.61	13.06		
		Cumulative time (s)	99.18	84.84	73.37	61.47	49.66	37.75	25.67	13.06	1:39.18	
		Speed (m/s)	13.95	17.44	16.81	16.95	16.78	16.57	15.86	15.31	16.13	
		Stride length (m)	5.68	7.17	7.00	7.20	7.16	6.91	6.59	6.67	6.76	
		Stride duration (s)	0.411	0.411	0.417	0.425	0.427	0.417	0.416	0.436	0.419	
		Stride efficiency (%)	50.37	80.32	76.67	81.05	80.11	74.69	67.93	69.62	71.46	
		Stride count	35.23	27.90	28.55	27.77	27.93	28.93	30.33	29.96	236.60	

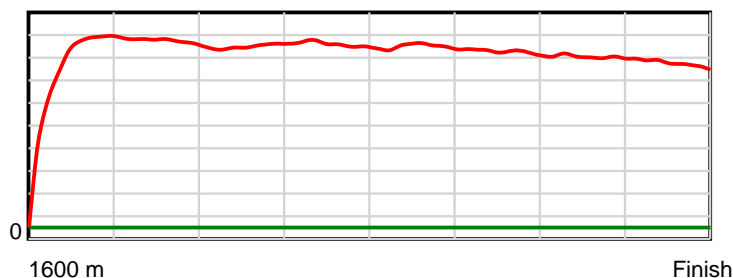
10 m Stride length



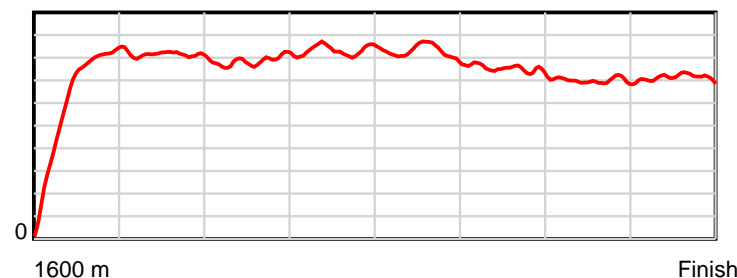
0.6 s Stride duration



20 m/sec Speed



100 % Stride efficiency



Note: Horizontal distance axis grid lines are 200m furlongs.

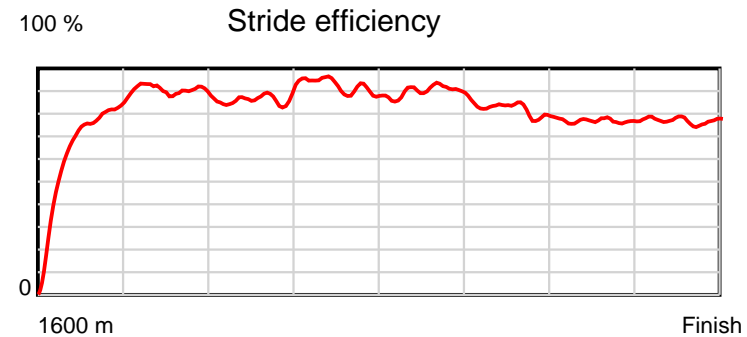
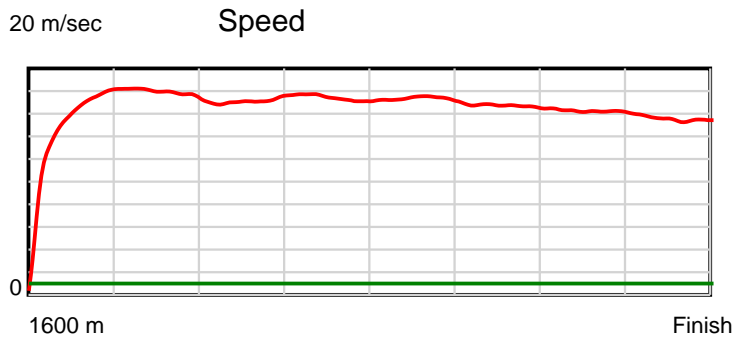
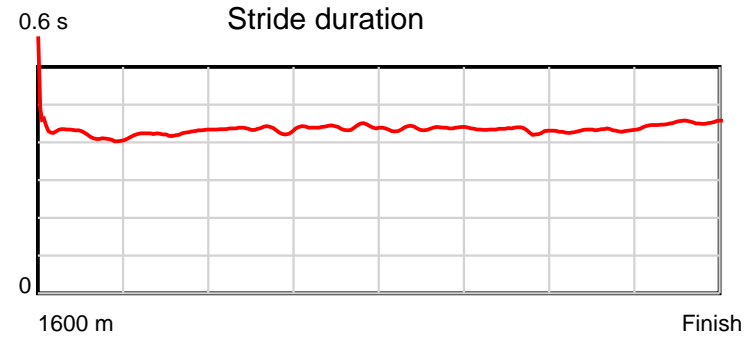
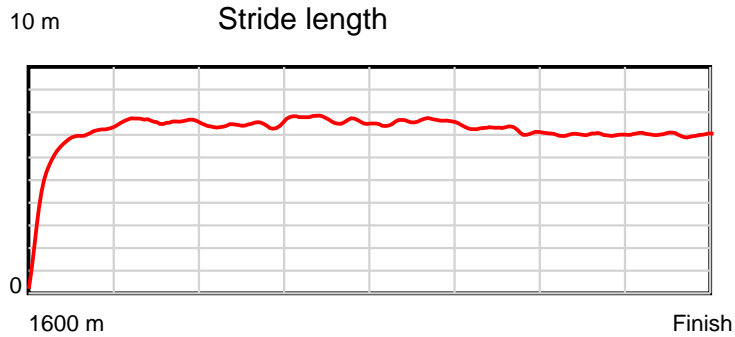
Disclaimer.

Tasracing Pty Ltd and Thoroughbred Ratings Pty Ltd accepts no responsibility for the completeness or accuracy of any of the information contained herein, and makes no representations about its suitability for any particular purpose. Users should make their own judgements about those matters and/or seek independent advice. You assume all risks associated with use of the data provided on this page.

Race Results

March 08, 2015, Race 3, MDN/CL1-SW, Distance 1600m, Elwick Course Proper - Offset 0m

Result	TAB no.	Horse (Barrier)	1600 to	1400m to	1200m to	1000m to	800m to	600m to	400m to	200m to	Total or	Margin
3rd	2	Family Ty (10)	1400m	1200m	1000m	800m	600m	400m	200m	WP	Average	
		Position in running (margin)	-	11(4.3)	9(5.9)	10(10.5)	11(12.2)	10(11.6)	8(7.3)	3(0.5)		2.10
		Sectional time (s)	14.90	11.43	12.01	11.78	11.84	11.94	12.58	13.07		
		Cumulative time (s)	99.55	84.65	73.22	61.21	49.43	37.60	25.65	13.07	1:39.54	
		Speed (m/s)	13.42	17.50	16.65	16.98	16.89	16.75	15.90	15.30	16.07	
		Stride length (m)	5.76	7.43	7.25	7.47	7.38	7.22	6.86	6.91	6.99	
		Stride duration (s)	0.422	0.425	0.435	0.440	0.437	0.431	0.431	0.452	0.435	
		Stride efficiency (%)	51.92	86.25	82.06	87.10	85.09	81.54	73.54	74.64	76.36	
		Stride count	34.70	26.92	27.60	26.79	27.10	27.69	29.15	28.94	228.89	



Note: Horizontal distance axis grid lines are 200m furlongs.

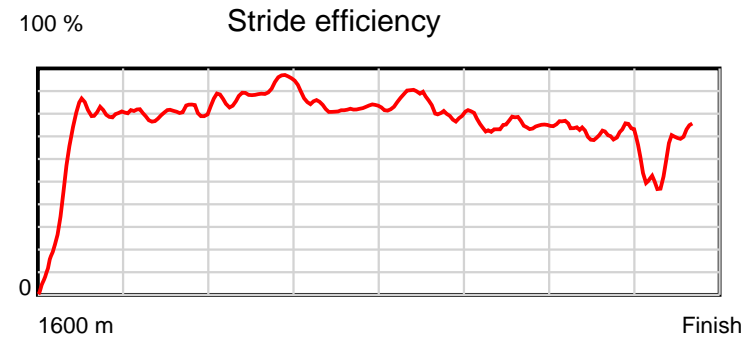
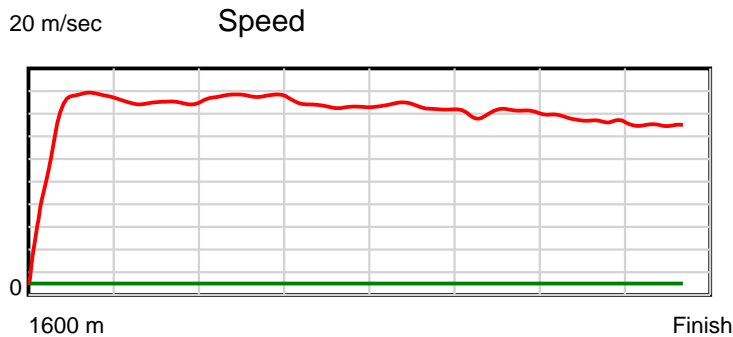
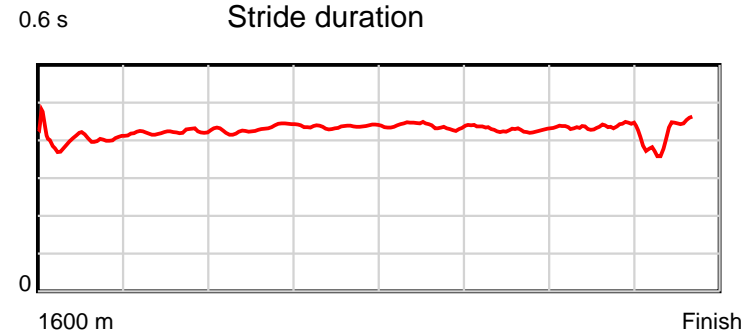
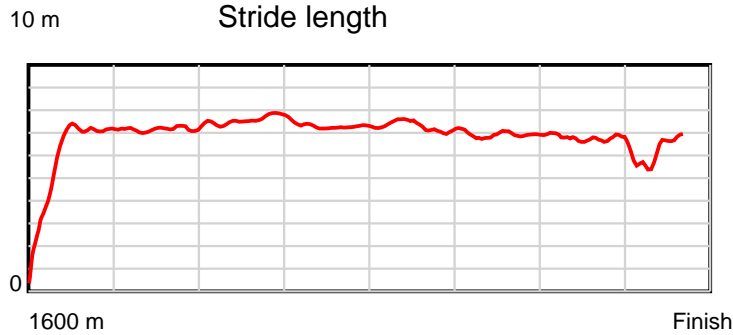
Disclaimer.

Tasracing Pty Ltd and Thoroughbred Ratings Pty Ltd accepts no responsibility for the completeness or accuracy of any of the information contained herein, and makes no representations about its suitability for any particular purpose. Users should make their own judgements about those matters and/or seek independent advice. You assume all risks associated with use of the data provided on this page.

Race Results

March 08, 2015, Race 3, MDN/CL1-SW, Distance 1600m, Elwick Course Proper - Offset 0m

Result	TAB no.	Horse (Barrier)	1600 to	1400m to	1200m to	1000m to	800m to	600m to	400m to	200m to	Total or	Margin
4th	1	Arkadashim (5)	1400m	1200m	1000m	800m	600m	400m	200m	WP	Average	
		Position in running (margin)	-	8(3.4)	8(5.0)	4(5.5)	4(7.6)	4(8.0)	9(8.4)	7(2.3)		2.20
		Sectional time (s)	14.38	11.43	11.33	11.84	12.01	12.72	12.70	13.17		
		Cumulative time (s)	99.57	85.19	73.77	62.44	50.60	38.59	25.87	13.17	1:39.56	
		Speed (m/s)	13.91	17.50	17.65	16.89	16.65	15.72	15.75	15.19	16.07	
		Stride length (m)	5.63	7.28	7.48	7.38	7.30	6.65	6.75	6.37	6.80	
		Stride duration (s)	0.412	0.416	0.424	0.437	0.438	0.423	0.429	0.419	0.423	
		Stride efficiency (%)	49.61	82.92	87.49	85.12	83.31	69.13	71.20	63.37	72.26	
		Stride count	35.50	27.46	26.73	27.10	27.39	30.07	29.63	31.41	235.29	



Note: Horizontal distance axis grid lines are 200m furlongs.

Disclaimer.

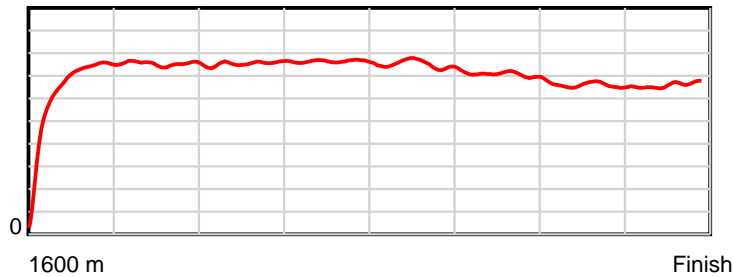
Tasracing Pty Ltd and Thoroughbred Ratings Pty Ltd accepts no responsibility for the completeness or accuracy of any of the information contained herein, and makes no representations about its suitability for any particular purpose. Users should make their own judgements about those matters and/or seek independent advice. You assume all risks associated with use of the data provided on this page.

Race Results

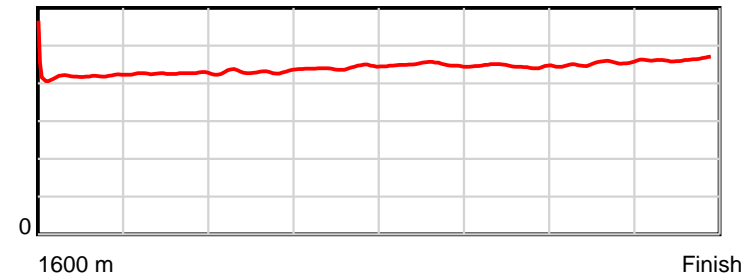
March 08, 2015, Race 3, MDN/CL1-SW, Distance 1600m, Elwick Course Proper - Offset 0m

Result	TAB no.	Horse (Barrier)	1600 to	1400m to	1200m to	1000m to	800m to	600m to	400m to	200m to	Total or	Margin
5th	8	Victory Medal (2)	1400m	1200m	1000m	800m	600m	400m	200m	WP	Average	
		Position in running (margin)	-	2(0.7)	1(0.0)	1(0.0)	1(0.0)	1(0.0)	1(0.0)	1(0.0)		2.70
		Sectional time (s)	13.60	11.05	11.24	11.50	11.93	12.66	13.72	13.95		
		Cumulative time (s)	99.66	86.06	75.00	63.76	52.26	40.33	27.67	13.95	1:39.65	
		Speed (m/s)	14.70	18.10	17.79	17.39	16.76	15.80	14.58	14.34	16.05	
		Stride length (m)	6.00	7.72	7.64	7.67	7.53	7.04	6.58	6.65	7.05	
		Stride duration (s)	0.422	0.426	0.429	0.441	0.449	0.446	0.451	0.464	0.439	
		Stride efficiency (%)	56.26	93.02	91.18	91.83	88.70	77.55	67.64	69.00	77.66	
		Stride count	33.33	25.92	26.18	26.09	26.55	28.39	30.40	30.10	226.96	

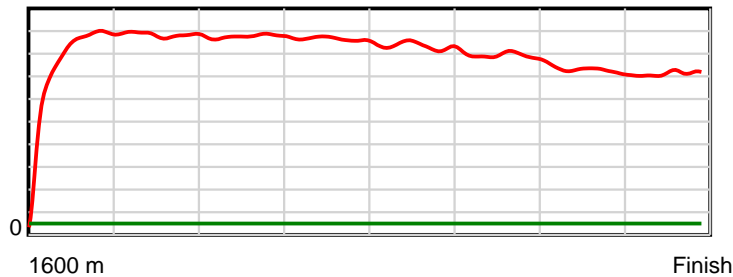
10 m Stride length



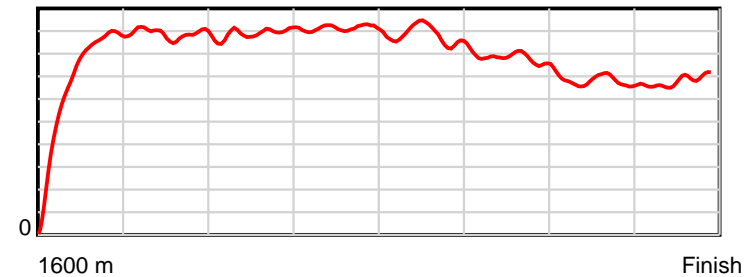
0.6 s Stride duration



20 m/sec Speed



100 % Stride efficiency



Note: Horizontal distance axis grid lines are 200m furlongs.

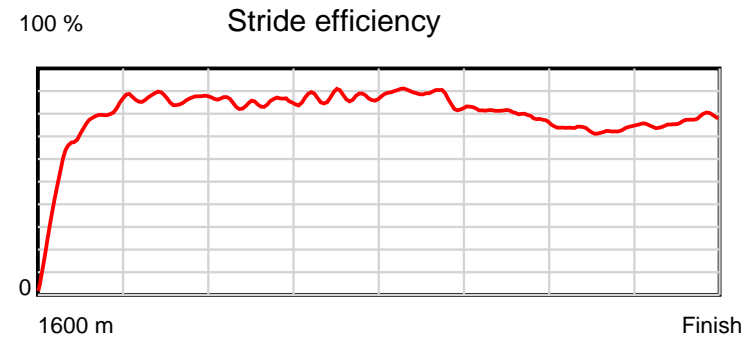
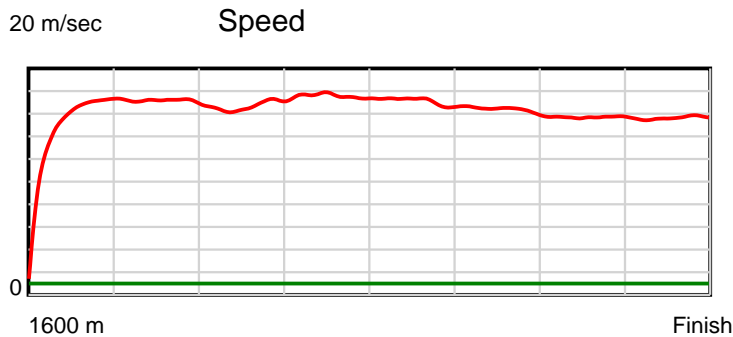
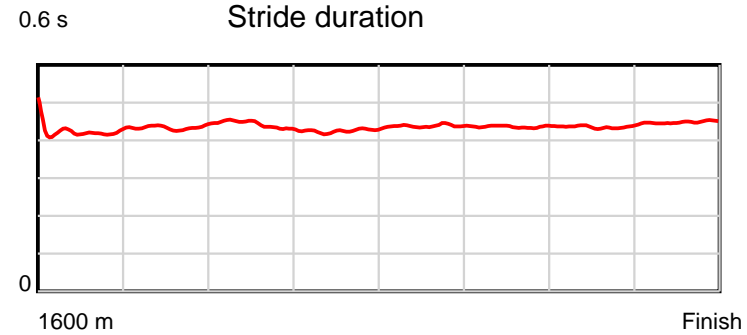
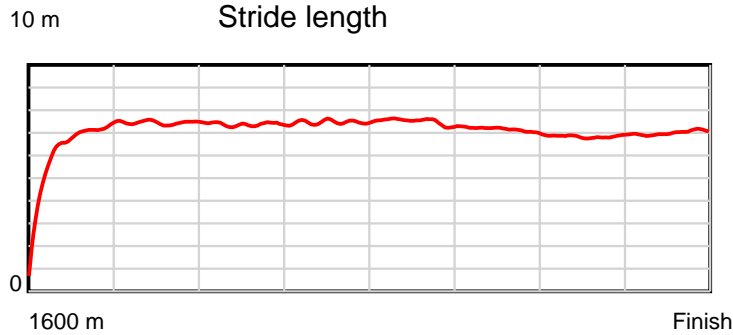
Disclaimer.

Tasracing Pty Ltd and Thoroughbred Ratings Pty Ltd accepts no responsibility for the completeness or accuracy of any of the information contained herein, and makes no representations about its suitability for any particular purpose. Users should make their own judgements about those matters and/or seek independent advice. You assume all risks associated with use of the data provided on this page.

Race Results

March 08, 2015, Race 3, MDN/CL1-SW, Distance 1600m, Elwick Course Proper - Offset 0m

Result	TAB no.	Horse (Barrier)	1600 to	1400m to	1200m to	1000m to	800m to	600m to	400m to	200m to	Total or	Margin
6th	14	Shining Amor (14)	1400m	1200m	1000m	800m	600m	400m	200m	WP	Average	
		Position in running (margin)	-	12(4.4)	12(7.4)	12(12.6)	10(12.1)	9(11.2)	10(8.9)	8(4.2)		3.00
		Sectional time (s)	14.69	11.65	12.11	11.42	11.79	12.27	12.93	12.86		
		Cumulative time (s)	99.72	85.03	73.38	61.27	49.85	38.06	25.79	12.86	1:39.72	
		Speed (m/s)	13.61	17.17	16.52	17.51	16.96	16.30	15.47	15.55	16.04	
		Stride length (m)	5.74	7.45	7.27	7.47	7.43	7.11	6.74	6.97	6.98	
		Stride duration (s)	0.427	0.434	0.440	0.426	0.438	0.436	0.436	0.448	0.435	
		Stride efficiency (%)	51.56	86.81	82.70	87.09	86.21	78.91	71.06	75.88	76.04	
		Stride count	34.82	26.83	27.49	26.79	26.93	28.14	29.66	28.70	229.36	



Note: Horizontal distance axis grid lines are 200m furlongs.

Disclaimer.

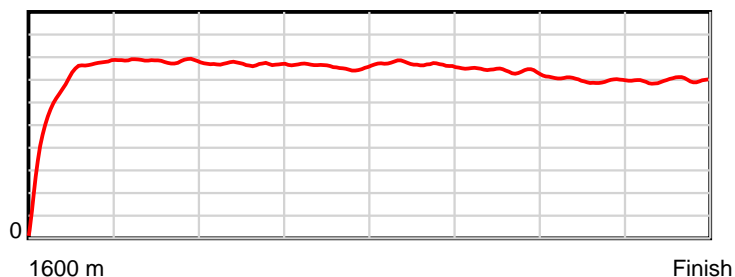
Tasracing Pty Ltd and Thoroughbred Ratings Pty Ltd accepts no responsibility for the completeness or accuracy of any of the information contained herein, and makes no representations about its suitability for any particular purpose. Users should make their own judgements about those matters and/or seek independent advice. You assume all risks associated with use of the data provided on this page.

Race Results

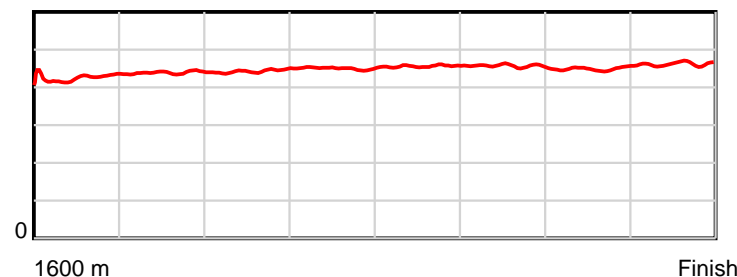
March 08, 2015, Race 3, MDN/CL1-SW, Distance 1600m, Elwick Course Proper - Offset 0m

Result	TAB no.	Horse (Barrier)	1600 to	1400m to	1200m to	1000m to	800m to	600m to	400m to	200m to	Total or	Margin
7th	5	What a Buzz (1)	1400m	1200m	1000m	800m	600m	400m	200m	WP	Average	
		Position in running (margin)	-	1(0.0)	2(1.1)	3(4.2)	3(7.5)	3(8.0)	3(5.4)	6(1.7)		4.30
		Sectional time (s)	14.00	11.35	11.76	12.05	12.01	12.23	13.10	13.47		
		Cumulative time (s)	99.97	85.97	74.62	62.86	50.81	38.80	26.57	13.47	1:39.97	
		Speed (m/s)	14.29	17.62	17.01	16.60	16.65	16.35	15.27	14.85	16.01	
		Stride length (m)	6.03	7.74	7.53	7.48	7.59	7.46	6.86	6.87	7.15	
		Stride duration (s)	0.426	0.439	0.443	0.451	0.455	0.456	0.449	0.463	0.447	
		Stride efficiency (%)	56.84	93.52	88.70	87.41	89.94	87.00	73.53	73.83	79.93	
		Stride count	33.16	25.85	26.55	26.74	26.36	26.80	29.16	29.10	223.72	

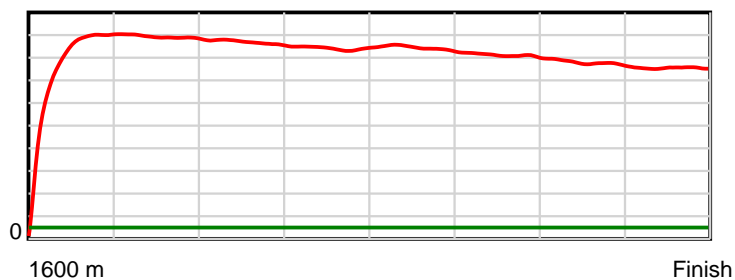
10 m Stride length



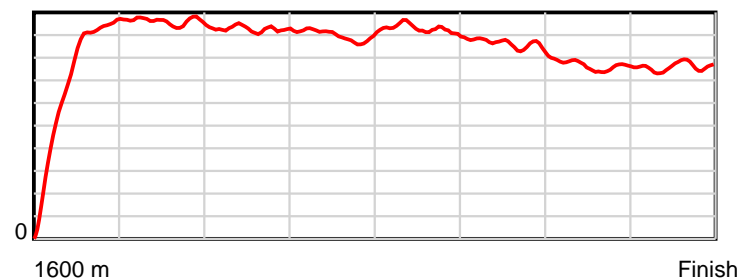
0.6 s Stride duration



20 m/sec Speed



100 % Stride efficiency



Note: Horizontal distance axis grid lines are 200m furlongs.

Disclaimer.

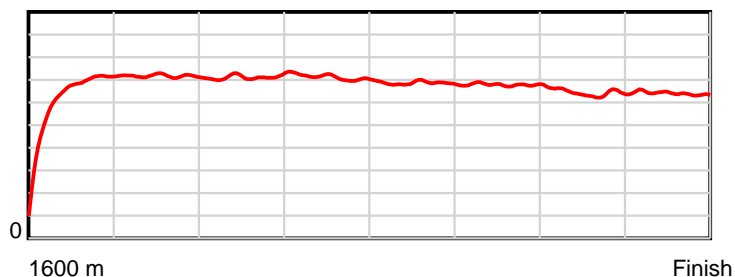
Tasracing Pty Ltd and Thoroughbred Ratings Pty Ltd accepts no responsibility for the completeness or accuracy of any of the information contained herein, and makes no representations about its suitability for any particular purpose. Users should make their own judgements about those matters and/or seek independent advice. You assume all risks associated with use of the data provided on this page.

Race Results

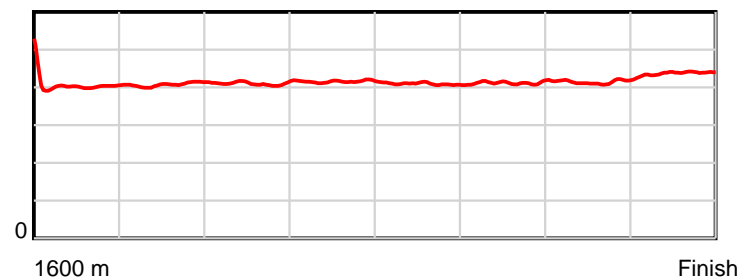
March 08, 2015, Race 3, MDN/CL1-SW, Distance 1600m, Elwick Course Proper - Offset 0m

Result	TAB no.	Horse (Barrier)	1600 to	1400m to	1200m to	1000m to	800m to	600m to	400m to	200m to	Total or	Margin
8th	3	Keep Racing (6)	1400m	1200m	1000m	800m	600m	400m	200m	WP	Average	
		Position in running (margin)	-	4(1.8)	5(3.9)	6(6.1)	6(8.5)	6(8.4)	2(5.3)	5(1.6)		6.80
		Sectional time (s)	14.57	11.52	11.61	11.90	11.92	12.14	13.10	13.69		
		Cumulative time (s)	100.44	85.87	74.35	62.74	50.85	38.93	26.79	13.69	1:40.44	
		Speed (m/s)	13.73	17.36	17.23	16.81	16.78	16.47	15.27	14.61	15.93	
		Stride length (m)	5.76	7.07	7.08	6.98	6.86	6.79	6.33	6.40	6.63	
		Stride duration (s)	0.410	0.407	0.411	0.415	0.409	0.412	0.415	0.438	0.416	
		Stride efficiency (%)	51.77	78.05	78.23	76.07	73.57	71.94	62.68	64.04	68.63	
		Stride count	34.75	28.30	28.27	28.67	29.15	29.48	31.58	31.24	241.44	

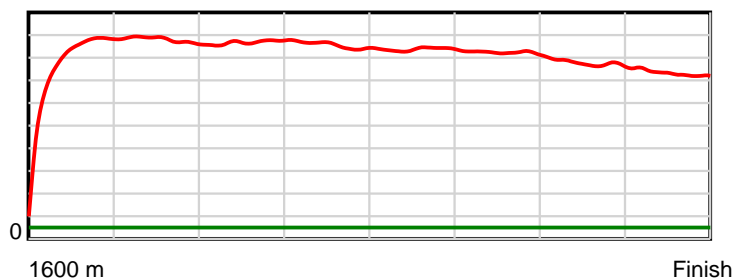
10 m Stride length



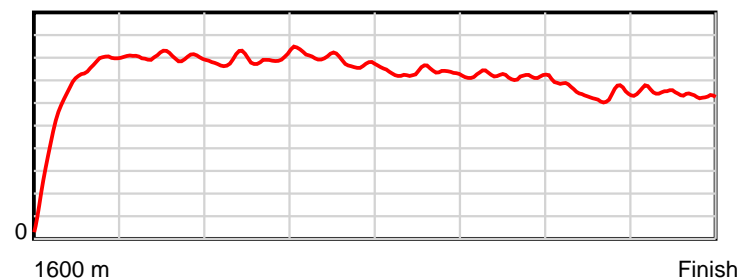
0.6 s Stride duration



20 m/sec Speed



100 % Stride efficiency



Note: Horizontal distance axis grid lines are 200m furlongs.

Disclaimer.

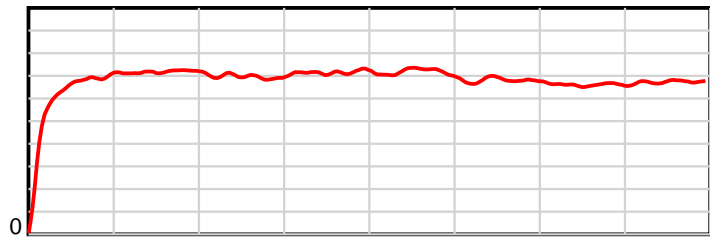
Tasracing Pty Ltd and Thoroughbred Ratings Pty Ltd accepts no responsibility for the completeness or accuracy of any of the information contained herein, and makes no representations about its suitability for any particular purpose. Users should make their own judgements about those matters and/or seek independent advice. You assume all risks associated with use of the data provided on this page.

Race Results

March 08, 2015, Race 3, MDN/CL1-SW, Distance 1600m, Elwick Course Proper - Offset 0m

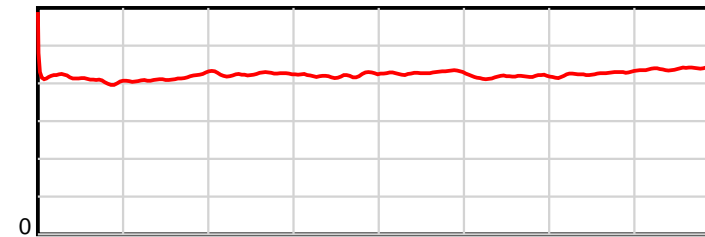
Result	TAB no.	Horse (Barrier)	1600 to	1400m to	1200m to	1000m to	800m to	600m to	400m to	200m to	Total or	Margin
9th	12	Mayan Sun (11)	1400m	1200m	1000m	800m	600m	400m	200m	WP	Average	
		Position in running (margin)	-	13(5.8)	13(8.1)	13(12.7)	12(13.4)	12(13.5)	12(12.7)	12(8.9)		7.00
		Sectional time (s)	14.88	11.55	12.01	11.62	11.94	12.52	13.08	12.87		
		Cumulative time (s)	100.48	85.60	74.05	62.04	50.42	38.47	25.95	12.87	1:40.48	
		Speed (m/s)	13.44	17.32	16.65	17.21	16.75	15.97	15.29	15.54	15.92	
		Stride length (m)	5.59	7.16	7.06	7.23	7.17	6.66	6.50	6.82	6.73	
		Stride duration (s)	0.415	0.413	0.424	0.420	0.428	0.417	0.425	0.439	0.423	
		Stride efficiency (%)	48.91	80.08	77.97	81.77	80.39	69.41	66.05	72.75	70.86	
		Stride count	35.75	27.94	28.31	27.65	27.88	30.01	30.76	29.31	237.61	

10 m Stride length



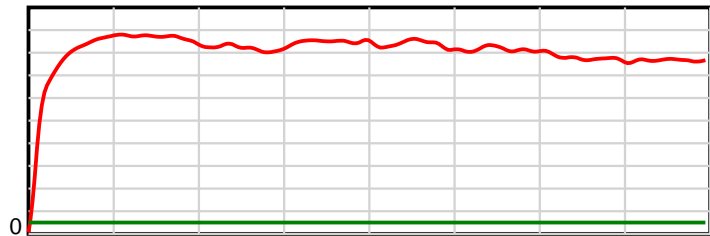
1600 m Finish

0.6 s Stride duration



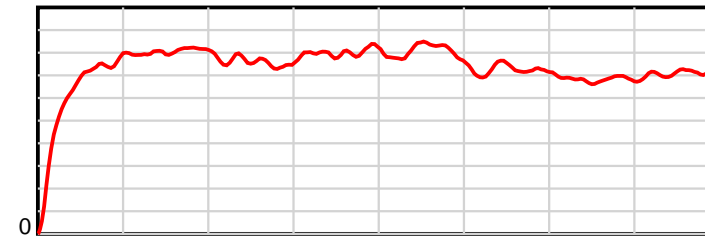
1600 m Finish

20 m/sec Speed



1600 m Finish

100 % Stride efficiency



1600 m Finish

Note: Horizontal distance axis grid lines are 200m furlongs.

Disclaimer.

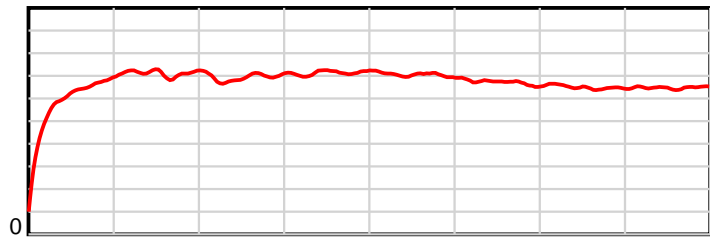
Tasracing Pty Ltd and Thoroughbred Ratings Pty Ltd accepts no responsibility for the completeness or accuracy of any of the information contained herein, and makes no representations about its suitability for any particular purpose. Users should make their own judgements about those matters and/or seek independent advice. You assume all risks associated with use of the data provided on this page.

Race Results

March 08, 2015, Race 3, MDN/CL1-SW, Distance 1600m, Elwick Course Proper - Offset 0m

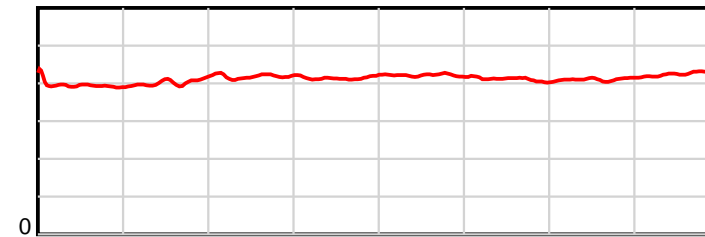
Result	TAB no.	Horse (Barrier)	1600 to	1400m to	1200m to	1000m to	800m to	600m to	400m to	200m to	Total or	Margin
10th	10	Crib Point (8)	1400m	1200m	1000m	800m	600m	400m	200m	WP	Average	
		Position in running (margin)	-	10(4.2)	10(6.4)	11(12.6)	13(14.4)	13(15.0)	11(12.3)	11(6.5)		8.30
		Sectional time (s)	14.87	11.52	12.27	11.80	12.04	12.21	12.75	13.27		
		Cumulative time (s)	100.73	85.86	74.34	62.06	50.27	38.22	26.02	13.27	1:40.73	
		Speed (m/s)	13.45	17.36	16.30	16.95	16.61	16.38	15.69	15.07	15.88	
		Stride length (m)	5.30	7.00	6.82	7.02	6.98	6.72	6.45	6.42	6.54	
		Stride duration (s)	0.398	0.404	0.418	0.414	0.420	0.410	0.411	0.426	0.412	
		Stride efficiency (%)	43.91	76.65	72.65	76.96	76.21	70.51	64.92	64.36	66.80	
		Stride count	37.73	28.56	29.33	28.50	28.64	29.77	31.03	31.16	244.72	

10 m Stride length



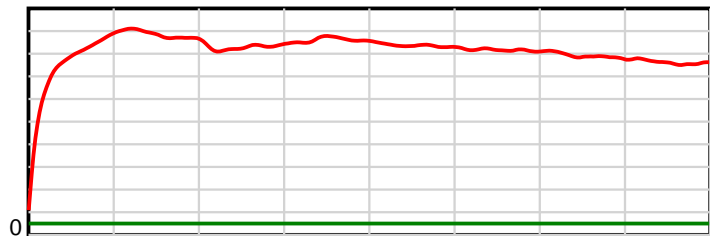
1600 m Finish

0.6 s Stride duration



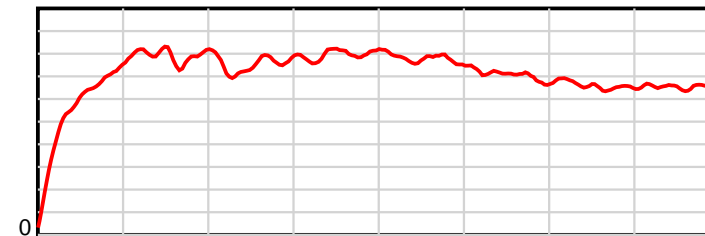
1600 m Finish

20 m/sec Speed



1600 m Finish

100 % Stride efficiency



1600 m Finish

Note: Horizontal distance axis grid lines are 200m furlongs.

Disclaimer.

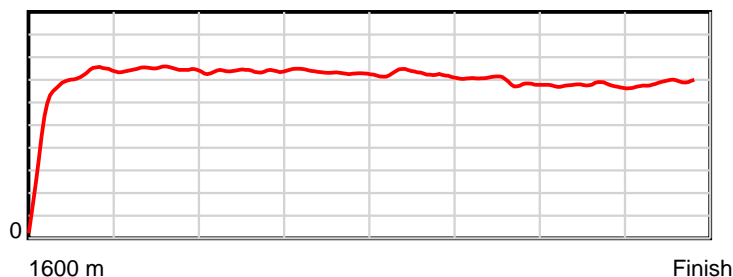
Tasracing Pty Ltd and Thoroughbred Ratings Pty Ltd accepts no responsibility for the completeness or accuracy of any of the information contained herein, and makes no representations about its suitability for any particular purpose. Users should make their own judgements about those matters and/or seek independent advice. You assume all risks associated with use of the data provided on this page.

Race Results

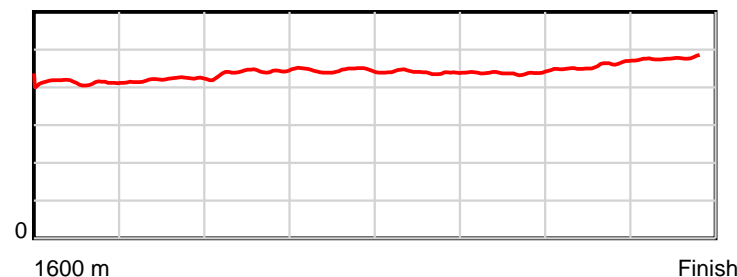
March 08, 2015, Race 3, MDN/CL1-SW, Distance 1600m, Elwick Course Proper - Offset 0m

Result	TAB no.	Horse (Barrier)	1600 to	1400m to	1200m to	1000m to	800m to	600m to	400m to	200m to	Total or	Margin
11th	7	Rangaondarun (4)	1400m	1200m	1000m	800m	600m	400m	200m	WP	Average	
		Position in running (margin)	-	6(2.6)	4(2.3)	5(5.7)	5(7.9)	5(8.2)	7(7.3)	9(5.3)		9.30
		Sectional time (s)	14.38	11.12	11.81	11.88	11.97	12.51	13.38	13.88		
		Cumulative time (s)	100.92	86.54	75.42	63.61	51.74	39.76	27.25	13.88	1:40.92	
		Speed (m/s)	13.91	17.99	16.93	16.84	16.71	15.99	14.95	14.41	15.85	
		Stride length (m)	5.94	7.55	7.41	7.53	7.34	6.99	6.76	6.88	7.01	
		Stride duration (s)	0.427	0.420	0.437	0.447	0.439	0.437	0.452	0.478	0.442	
		Stride efficiency (%)	55.05	88.97	85.71	88.53	84.18	76.32	71.46	74.00	76.75	
		Stride count	33.70	26.51	27.01	26.57	27.25	28.62	29.58	29.06	228.30	

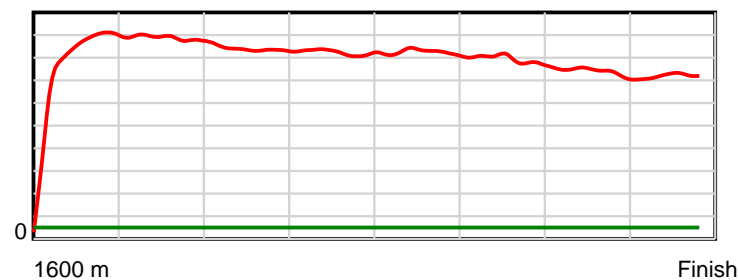
10 m Stride length



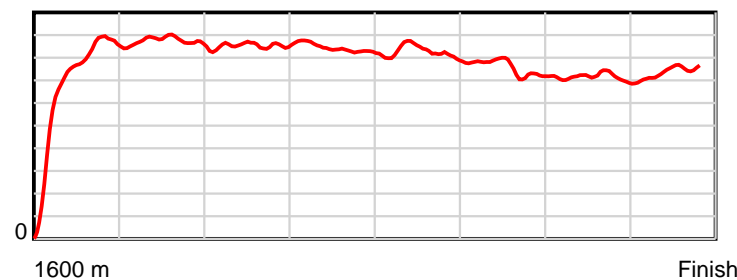
0.6 s Stride duration



20 m/sec Speed



100 % Stride efficiency



Note: Horizontal distance axis grid lines are 200m furlongs.

Disclaimer.

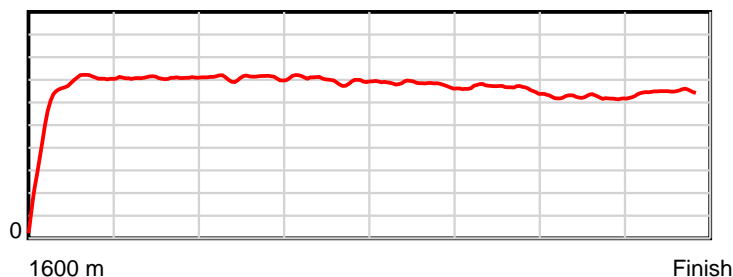
Tasracing Pty Ltd and Thoroughbred Ratings Pty Ltd accepts no responsibility for the completeness or accuracy of any of the information contained herein, and makes no representations about its suitability for any particular purpose. Users should make their own judgements about those matters and/or seek independent advice. You assume all risks associated with use of the data provided on this page.

Race Results

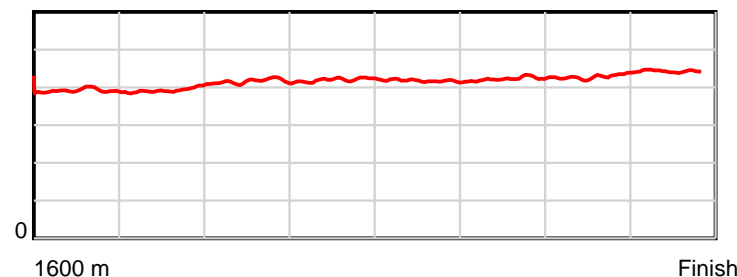
March 08, 2015, Race 3, MDN/CL1-SW, Distance 1600m, Elwick Course Proper - Offset 0m

Result	TAB no.	Horse (Barrier)	1600 to	1400m to	1200m to	1000m to	800m to	600m to	400m to	200m to	Total or	Margin
12th	9	Anytime Soon (12)	1400m	1200m	1000m	800m	600m	400m	200m	WP	Average	
		Position in running (margin)	-	3(1.4)	3(1.3)	2(3.3)	2(6.0)	2(7.1)	6(7.2)	10(5.9)		9.80
		Sectional time (s)	14.28	11.14	11.58	11.94	12.13	12.67	13.49	13.78		
		Cumulative time (s)	101.02	86.74	75.59	64.01	52.07	39.94	27.27	13.78	1:41.02	
		Speed (m/s)	14.01	17.95	17.27	16.75	16.49	15.79	14.83	14.51	15.84	
		Stride length (m)	5.71	7.01	7.17	6.98	6.90	6.63	6.31	6.42	6.61	
		Stride duration (s)	0.407	0.391	0.415	0.417	0.418	0.420	0.426	0.443	0.417	
		Stride efficiency (%)	51.04	76.77	80.32	76.04	74.33	68.70	62.22	64.50	68.26	
		Stride count	35.00	28.53	27.90	28.67	29.00	30.16	31.70	31.13	242.09	

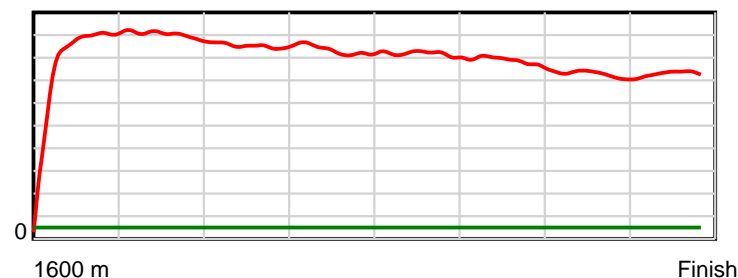
10 m Stride length



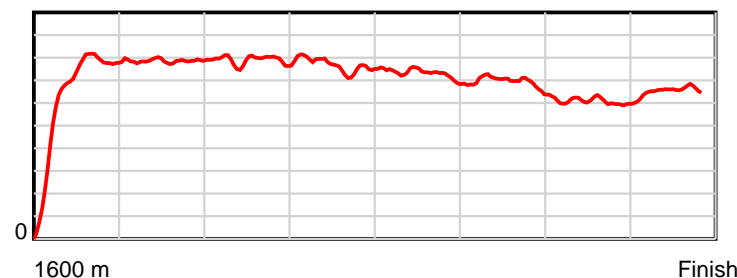
0.6 s Stride duration



20 m/sec Speed



100 % Stride efficiency



Note: Horizontal distance axis grid lines are 200m furlongs.

Disclaimer.

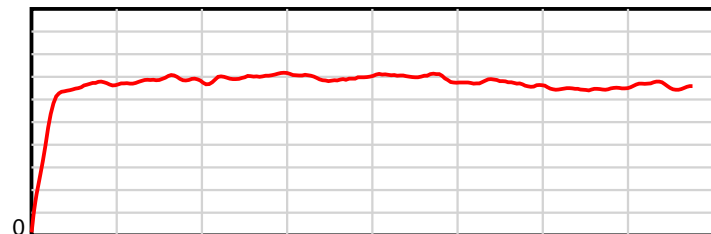
Tasracing Pty Ltd and Thoroughbred Ratings Pty Ltd accepts no responsibility for the completeness or accuracy of any of the information contained herein, and makes no representations about its suitability for any particular purpose. Users should make their own judgements about those matters and/or seek independent advice. You assume all risks associated with use of the data provided on this page.

Race Results

March 08, 2015, Race 3, MDN/CL1-SW, Distance 1600m, Elwick Course Proper - Offset 0m

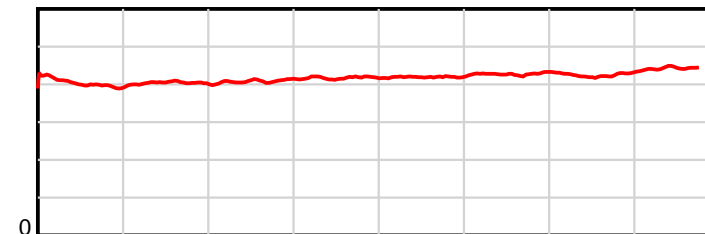
Result	TAB no.	Horse (Barrier)	1600 to	1400m to	1200m to	1000m to	800m to	600m to	400m to	200m to	Total or	Margin
13th	15	Dark Wind (7)	1400m	1200m	1000m	800m	600m	400m	200m	WP	Average	
		Position in running (margin)	-	14(14.3)	14(16.8)	14(19.5)	14(22.7)	14(22.8)	14(23.1)	14(18.5)		19.80
		Sectional time (s)	16.98	11.59	11.69	12.05	11.94	12.71	12.95	13.09		
		Cumulative time (s)	102.98	86.00	74.41	62.73	50.68	38.74	26.04	13.09	1:42.98	
		Speed (m/s)	11.78	17.26	17.11	16.60	16.75	15.74	15.44	15.28	15.54	
		Stride length (m)	5.27	6.95	6.95	6.91	7.00	6.69	6.57	6.74	6.58	
		Stride duration (s)	0.398	0.402	0.406	0.416	0.418	0.425	0.425	0.441	0.424	
		Stride efficiency (%)	43.47	75.40	75.45	74.52	76.51	70.01	67.39	71.06	67.73	
		Stride count	37.92	28.79	28.78	28.96	28.58	29.88	30.46	29.66	243.03	

10 m Stride length



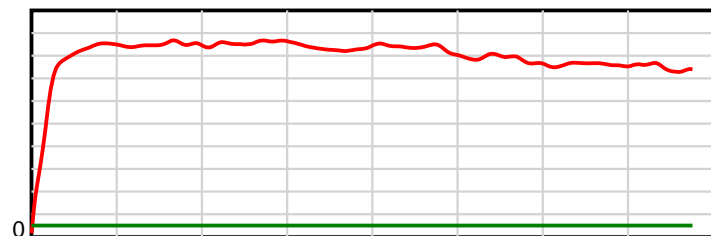
1600 m Finish

0.6 s Stride duration



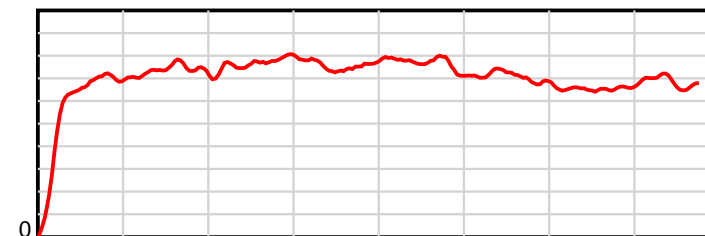
1600 m Finish

20 m/sec Speed



1600 m Finish

100 % Stride efficiency



1600 m Finish

Note: Horizontal distance axis grid lines are 200m furlongs.

Disclaimer.

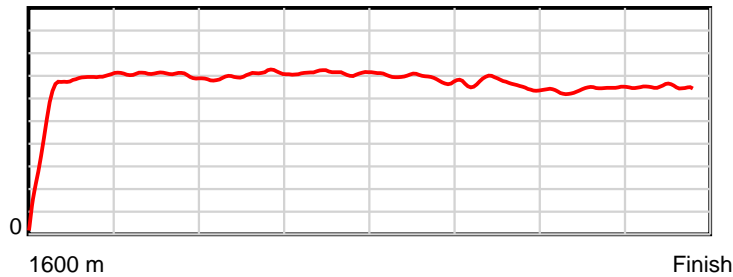
Tasracing Pty Ltd and Thoroughbred Ratings Pty Ltd accepts no responsibility for the completeness or accuracy of any of the information contained herein, and makes no representations about its suitability for any particular purpose. Users should make their own judgements about those matters and/or seek independent advice. You assume all risks associated with use of the data provided on this page.

Race Results

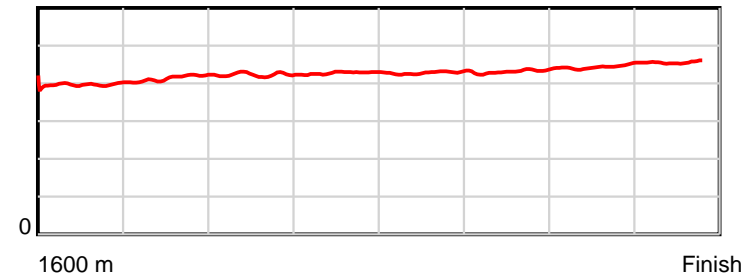
March 08, 2015, Race 3, MDN/CL1-SW, Distance 1600m, Elwick Course Proper - Offset 0m

Result	TAB no.	Horse (Barrier)	1600 to	1400m to	1200m to	1000m to	800m to	600m to	400m to	200m to	Total or	Margin
14th	11	Etown (13)	1400m	1200m	1000m	800m	600m	400m	200m	WP	Average	
		Position in running (margin)	-	9(3.9)	11(6.4)	9(9.7)	9(11.4)	11(13.2)	13(15.1)	13(15.1)		20.20
		Sectional time (s)	14.94	11.58	11.80	11.78	12.23	12.97	13.72	14.04		
		Cumulative time (s)	103.06	88.12	76.54	64.74	52.96	40.73	27.76	14.04	1:43.06	
		Speed (m/s)	13.38	17.27	16.95	16.98	16.35	15.42	14.58	14.25	15.52	
		Stride length (m)	5.48	7.10	7.17	7.23	7.00	6.64	6.43	6.49	6.64	
		Stride duration (s)	0.400	0.411	0.423	0.426	0.428	0.431	0.441	0.455	0.428	
		Stride efficiency (%)	46.96	78.76	80.39	81.63	76.56	68.92	64.54	65.72	68.96	
		Stride count	36.49	28.17	27.88	27.67	28.57	30.12	31.12	30.84	240.86	

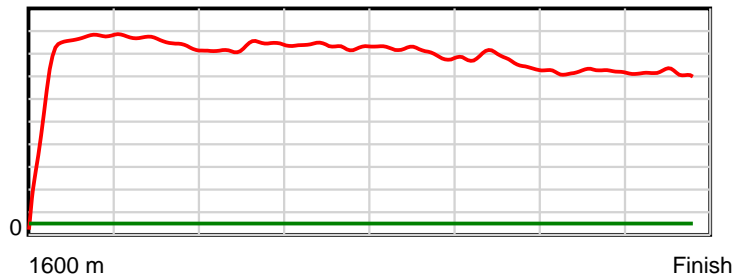
10 m Stride length



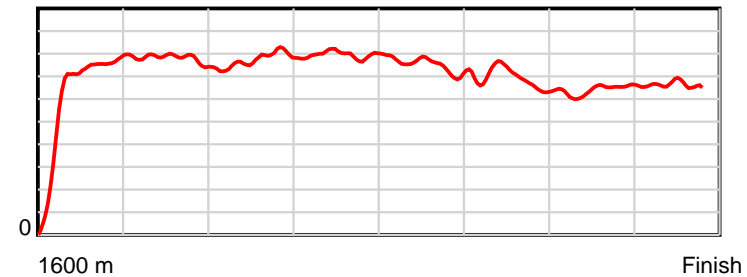
0.6 s Stride duration



20 m/sec Speed



100 % Stride efficiency



Note: Horizontal distance axis grid lines are 200m furlongs.

Disclaimer.

Tasracing Pty Ltd and Thoroughbred Ratings Pty Ltd accepts no responsibility for the completeness or accuracy of any of the information contained herein, and makes no representations about its suitability for any particular purpose. Users should make their own judgements about those matters and/or seek independent advice. You assume all risks associated with use of the data provided on this page.