



Race Results

Tasmanian Racing Club, Hobart, March 08, 2015

Compilation date: March 10, 2015, 12:27:17 PM (EST)

Copyright © 2015 Tasracing Pty Ltd. All rights reserved.

Trademarks.

StrideMASTER is a registered trademark of Thoroughbred Ratings Pty Ltd.

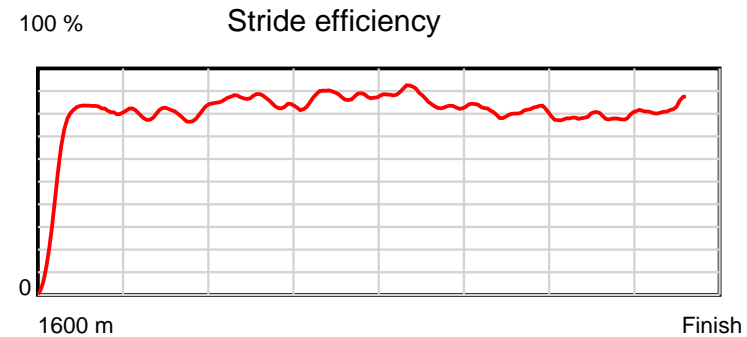
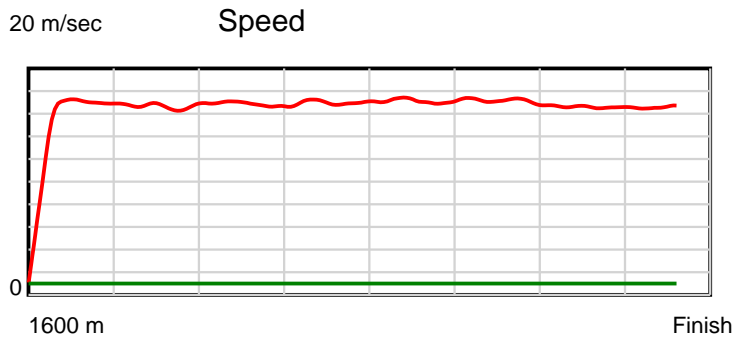
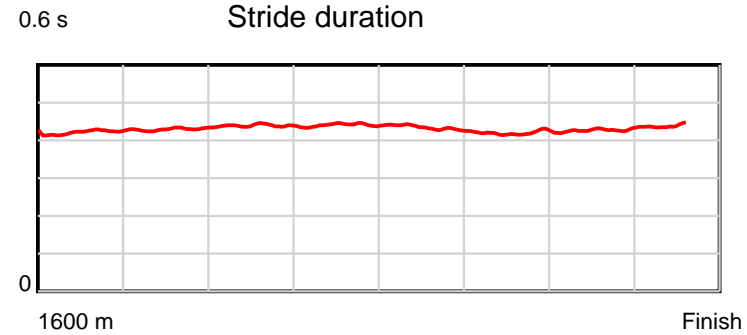
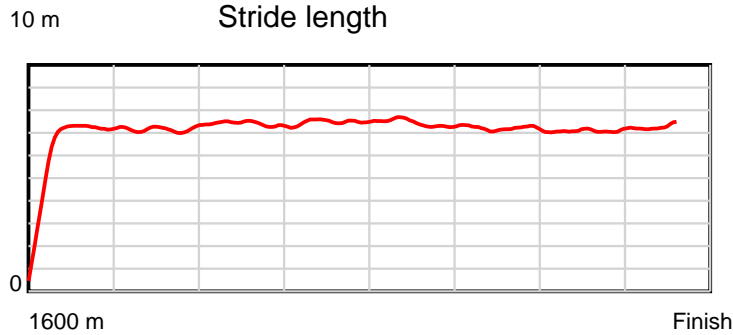
Disclaimer.

Tasracing Pty Ltd and Thoroughbred Ratings Pty Ltd accepts no responsibility for the completeness or accuracy of any of the information contained herein, and makes no representations about its suitability for any particular purpose. Users should make their own judgements about those matters and/or seek independent advice. You assume all risks associated with use of the data provided on this page.

Race Results

March 08, 2015, Race 7, BM82, Distance 1600m, Elwick Course Proper - Offset 0m

Result	TAB no.	Horse (Barrier)	1600 to	1400m to	1200m to	1000m to	800m to	600m to	400m to	200m to	Total or	Margin
1st	3	At the Weekend (10)	1400m	1200m	1000m	800m	600m	400m	200m	WP	Average	
		Position in running (margin)	-	9(0.0)	9(0.0)	9(0.0)	8(0.0)	8(0.0)	9(0.0)	8(0.0)		0.00
		Sectional time (s)	14.37	11.36	11.78	11.79	11.67	12.08	12.23	11.87		
		Cumulative time (s)	97.14	82.77	71.42	59.63	47.85	36.18	24.10	11.87	1:37.14	
		Speed (m/s)	13.92	17.61	16.98	16.96	17.14	16.56	16.35	16.85	16.47	
		Stride length (m)	6.31	7.51	7.41	7.45	7.52	6.98	6.95	7.33	7.16	
		Stride duration (s)	0.472	0.427	0.436	0.439	0.439	0.422	0.425	0.435	0.435	
		Stride efficiency (%)	62.26	88.21	85.72	86.64	88.31	76.12	75.49	84.03	80.11	
		Stride count	31.68	26.62	27.00	26.86	26.60	28.66	28.77	27.27	223.46	



Note: Horizontal distance axis grid lines are 200m furlongs.

Disclaimer.

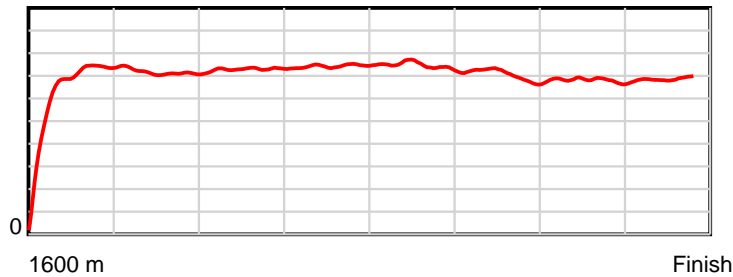
Tasracing Pty Ltd and Thoroughbred Ratings Pty Ltd accepts no responsibility for the completeness or accuracy of any of the information contained herein, and makes no representations about its suitability for any particular purpose. Users should make their own judgements about those matters and/or seek independent advice. You assume all risks associated with use of the data provided on this page.

Race Results

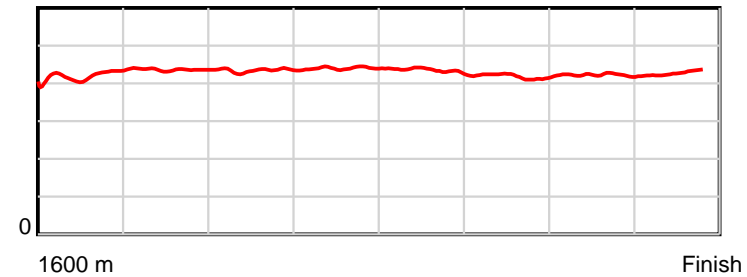
March 08, 2015, Race 7, BM82, Distance 1600m, Elwick Course Proper - Offset 0m

Result	TAB no.	Horse (Barrier)	1600 to	1400m to	1200m to	1000m to	800m to	600m to	400m to	200m to	Total or	Margin
2nd	4	Lingo (2)	1400m	1200m	1000m	800m	600m	400m	200m	WP	Average	
		Position in running (margin)	-	5(0.0)	7(0.0)	7(0.0)	7(0.0)	6(0.0)	6(0.0)	6(0.0)		0.80
		Sectional time (s)	13.62	11.80	11.81	11.83	11.67	12.09	12.28	12.19		
		Cumulative time (s)	97.29	83.67	71.86	60.06	48.23	36.56	24.47	12.19	1:37.29	
		Speed (m/s)	14.69	16.95	16.93	16.91	17.14	16.54	16.29	16.41	16.45	
		Stride length (m)	5.67	7.40	7.36	7.42	7.48	6.93	6.87	7.00	6.97	
		Stride duration (s)	0.410	0.437	0.434	0.439	0.436	0.419	0.422	0.426	0.423	
		Stride efficiency (%)	50.27	85.51	84.65	86.08	87.50	75.05	73.73	76.47	75.81	
		Stride count	35.26	27.04	27.17	26.95	26.73	28.86	29.12	28.59	229.72	

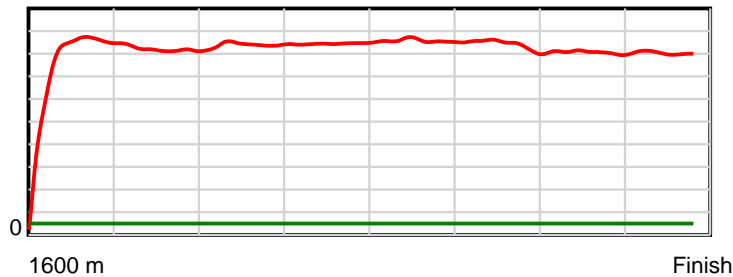
10 m Stride length



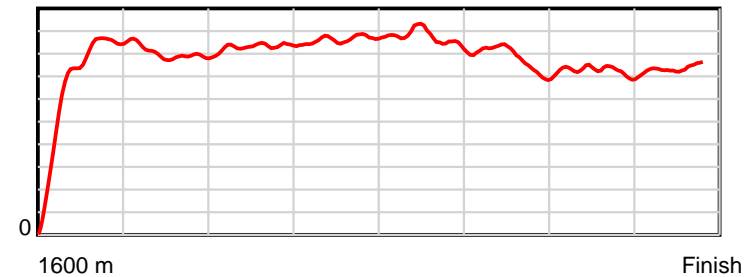
0.6 s Stride duration



20 m/sec Speed



100 % Stride efficiency



Note: Horizontal distance axis grid lines are 200m furlongs.

Disclaimer.

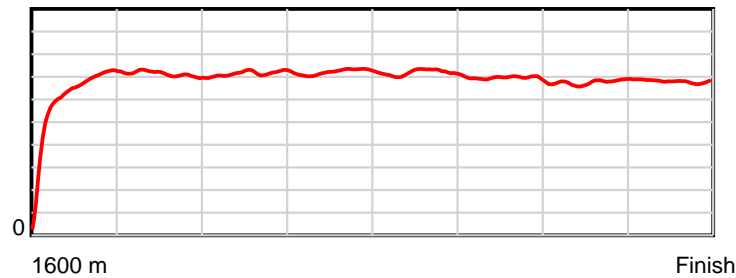
Tasracing Pty Ltd and Thoroughbred Ratings Pty Ltd accepts no responsibility for the completeness or accuracy of any of the information contained herein, and makes no representations about its suitability for any particular purpose. Users should make their own judgements about those matters and/or seek independent advice. You assume all risks associated with use of the data provided on this page.

Race Results

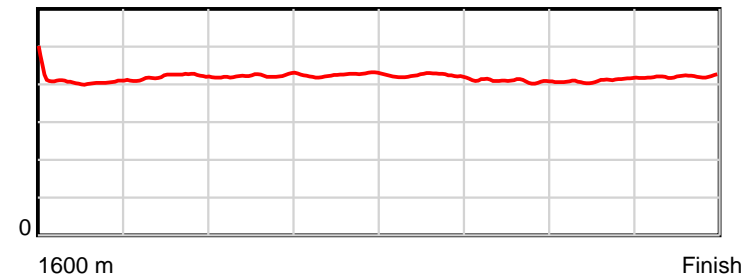
March 08, 2015, Race 7, BM82, Distance 1600m, Elwick Course Proper - Offset 0m

Result	TAB no.	Horse (Barrier)	1600 to	1400m to	1200m to	1000m to	800m to	600m to	400m to	200m to	Total or	Margin
3rd	6	Geegees Velvet (6)	1400m	1200m	1000m	800m	600m	400m	200m	WP	Average	
		Position in running (margin)	-	4(0.0)	6(0.0)	6(0.0)	6(0.0)	7(0.0)	5(0.0)	3(0.0)		1.60
		Sectional time (s)	13.78	11.75	11.84	11.79	11.79	12.08	12.09	12.31		
		Cumulative time (s)	97.43	83.65	71.90	60.06	48.27	36.49	24.41	12.31	1:37.43	
		Speed (m/s)	14.51	17.02	16.89	16.96	16.96	16.56	16.54	16.25	16.42	
		Stride length (m)	5.69	7.15	7.13	7.22	7.18	6.76	6.78	6.84	6.81	
		Stride duration (s)	0.413	0.420	0.422	0.425	0.423	0.408	0.410	0.421	0.415	
		Stride efficiency (%)	50.60	79.90	79.49	81.39	80.57	71.47	71.84	73.02	72.41	
		Stride count	35.15	27.97	28.04	27.71	27.85	29.57	29.50	29.26	235.05	

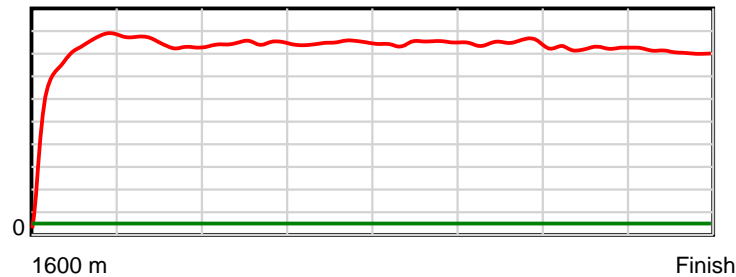
10 m Stride length



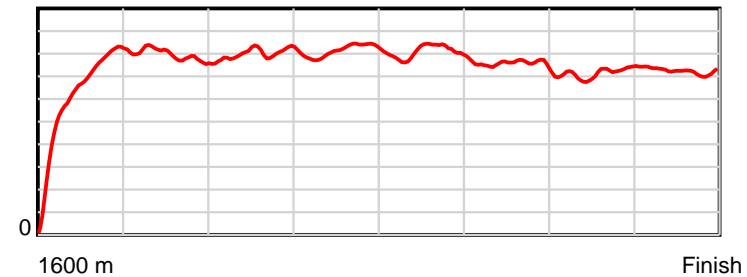
0.6 s Stride duration



20 m/sec Speed



100 % Stride efficiency



Note: Horizontal distance axis grid lines are 200m furlongs.

Disclaimer.

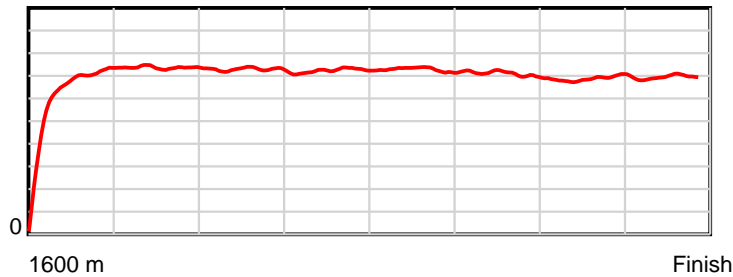
Tasracing Pty Ltd and Thoroughbred Ratings Pty Ltd accepts no responsibility for the completeness or accuracy of any of the information contained herein, and makes no representations about its suitability for any particular purpose. Users should make their own judgements about those matters and/or seek independent advice. You assume all risks associated with use of the data provided on this page.

Race Results

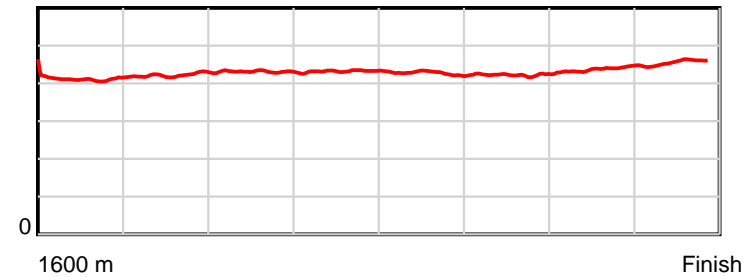
March 08, 2015, Race 7, BM82, Distance 1600m, Elwick Course Proper - Offset 0m

Result	TAB no.	Horse (Barrier)	1600 to	1400m to	1200m to	1000m to	800m to	600m to	400m to	200m to	Total or	Margin
4th	1	Second Dozen (7)	1400m	1200m	1000m	800m	600m	400m	200m	WP	Average	
		Position in running (margin)	-	6(0.0)	2(0.0)	2(0.0)	2(0.0)	2(0.0)	2(0.0)	2(0.0)		5.10
		Sectional time (s)	13.84	11.05	11.73	11.86	11.67	12.06	12.78	13.09		
		Cumulative time (s)	98.08	84.24	73.18	61.46	49.60	37.93	25.87	13.09	1:38.08	
		Speed (m/s)	14.45	18.10	17.05	16.86	17.14	16.58	15.65	15.28	16.31	
		Stride length (m)	5.64	7.63	7.34	7.28	7.35	6.98	6.81	6.96	6.95	
		Stride duration (s)	0.416	0.422	0.431	0.432	0.429	0.421	0.435	0.455	0.426	
		Stride efficiency (%)	49.66	91.00	84.26	82.77	84.34	76.10	72.49	75.72	75.37	
		Stride count	35.48	26.21	27.24	27.48	27.22	28.66	29.36	28.73	230.38	

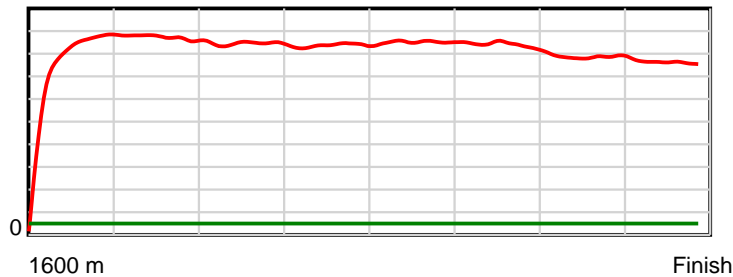
10 m Stride length



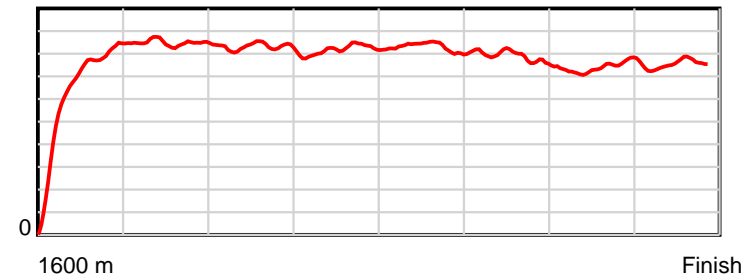
0.6 s Stride duration



20 m/sec Speed



100 % Stride efficiency



Note: Horizontal distance axis grid lines are 200m furlongs.

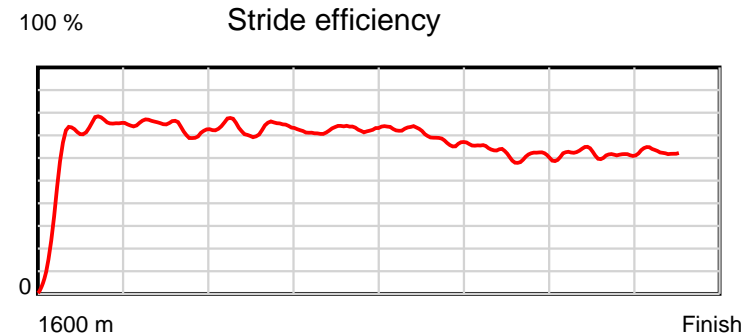
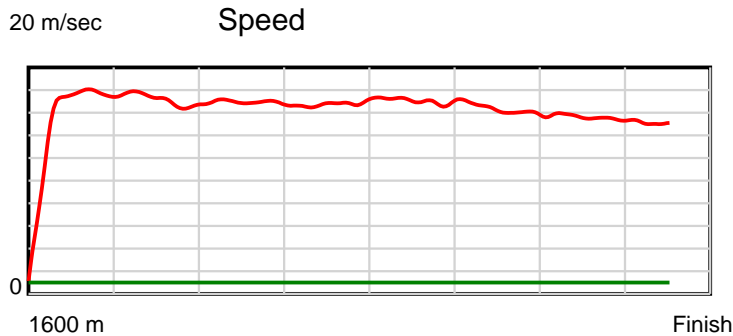
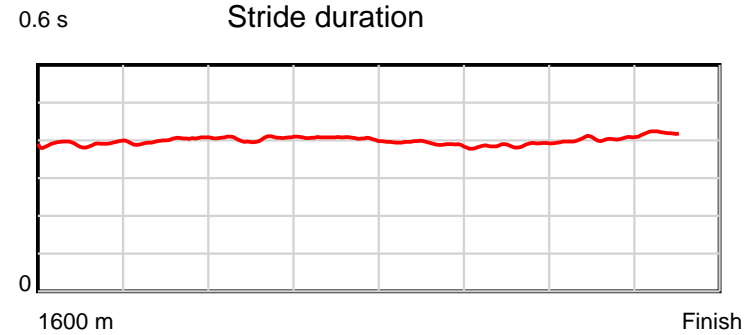
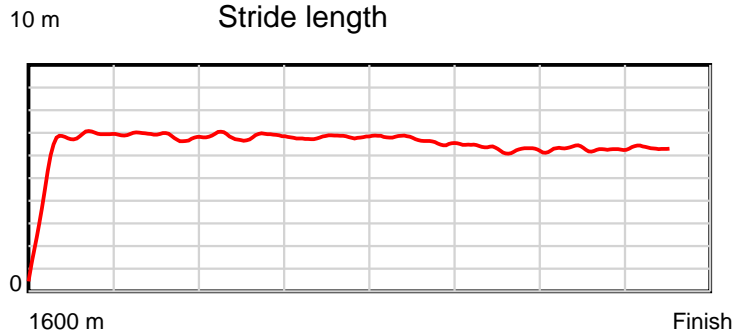
Disclaimer.

Tasracing Pty Ltd and Thoroughbred Ratings Pty Ltd accepts no responsibility for the completeness or accuracy of any of the information contained herein, and makes no representations about its suitability for any particular purpose. Users should make their own judgements about those matters and/or seek independent advice. You assume all risks associated with use of the data provided on this page.

Race Results

March 08, 2015, Race 7, BM82, Distance 1600m, Elwick Course Proper - Offset 0m

Result	TAB no.	Horse (Barrier)	1600 to	1400m to	1200m to	1000m to	800m to	600m to	400m to	200m to	Total or	Margin
5th	11	Miss It And a ... (9)	1400m	1200m	1000m	800m	600m	400m	200m	WP	Average	
		Position in running (margin)	-	7(0.0)	3(0.0)	3(0.0)	3(0.0)	3(0.0)	3(0.0)	4(0.0)		5.50
		Sectional time (s)	14.34	10.85	11.79	11.81	11.71	12.06	12.59	12.99		
		Cumulative time (s)	98.15	83.81	72.96	61.16	49.35	37.64	25.58	12.99	1:38.15	
		Speed (m/s)	13.94	18.43	16.96	16.93	17.08	16.58	15.89	15.40	16.30	
		Stride length (m)	5.86	7.29	6.83	6.92	6.81	6.39	6.29	6.37	6.57	
		Stride duration (s)	0.423	0.396	0.403	0.409	0.399	0.385	0.396	0.414	0.403	
		Stride efficiency (%)	53.71	83.11	72.96	74.83	72.40	63.77	61.83	63.34	67.42	
		Stride count	34.11	27.42	29.27	28.90	29.38	31.31	31.79	31.41	243.59	



Note: Horizontal distance axis grid lines are 200m furlongs.

Disclaimer.

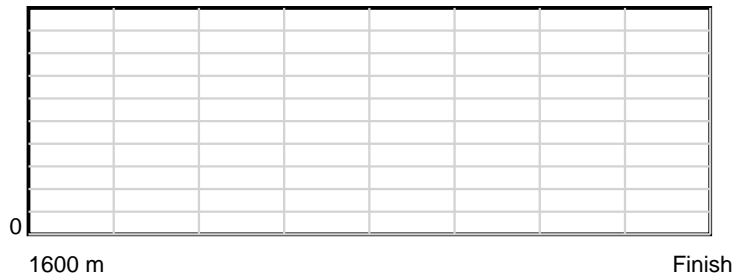
Tasracing Pty Ltd and Thoroughbred Ratings Pty Ltd accepts no responsibility for the completeness or accuracy of any of the information contained herein, and makes no representations about its suitability for any particular purpose. Users should make their own judgements about those matters and/or seek independent advice. You assume all risks associated with use of the data provided on this page.

Race Results


March 08, 2015, Race 7, BM82, Distance 1600m, Elwick Course Proper - Offset 0m

Result	TAB no.	Horse (Barrier)	1600 to	1400m to	1200m to	1000m to	800m to	600m to	400m to	200m to	Total or	Margin
6th	2	The Producer (8)	WP	Average								
		Position in running (margin)		5.70								
		Sectional time (s)										
		Cumulative time (s)	1:38.19									
		Speed (m/s)	16.30									
		Stride length (m)	nan									
		Stride duration (s)	nan									
		Stride efficiency (%)	nan									
		Stride count	0.00									

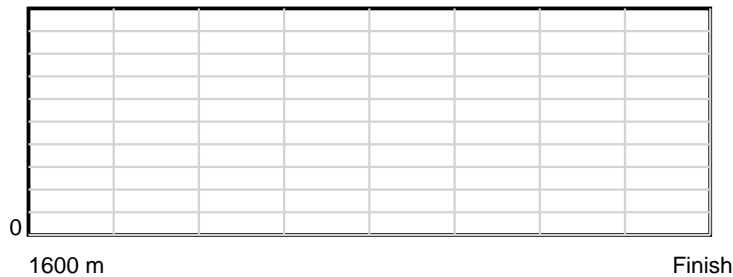
10 m Stride length



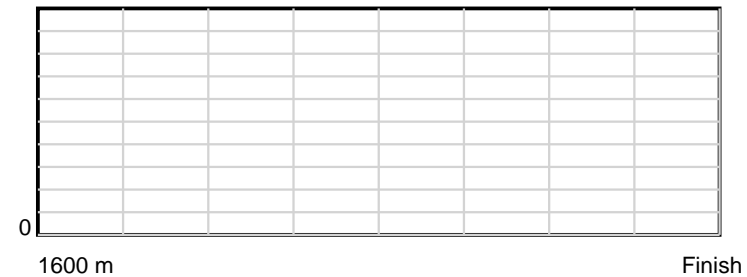
0.6 s Stride duration



20 m/sec Speed



100 % Stride efficiency



Note: Horizontal distance axis grid lines are 200m furlongs.

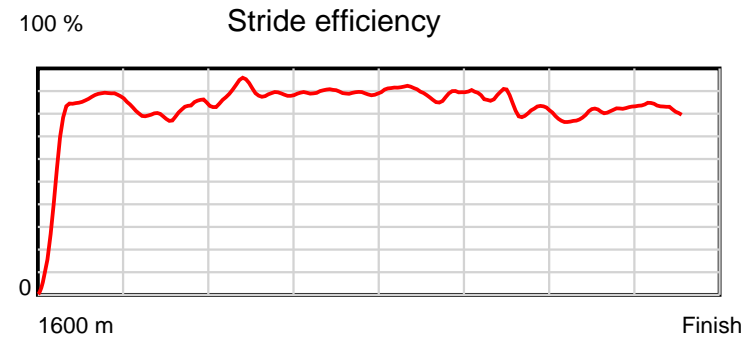
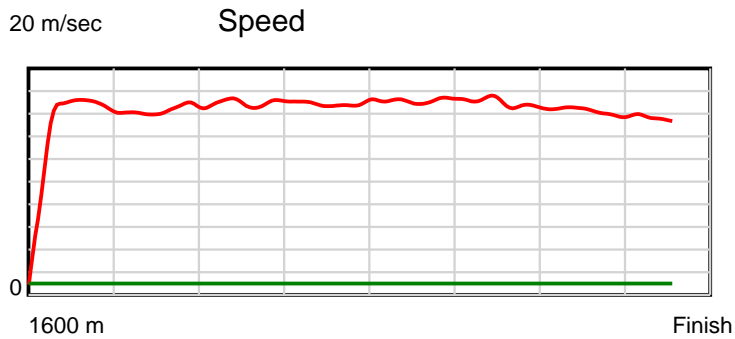
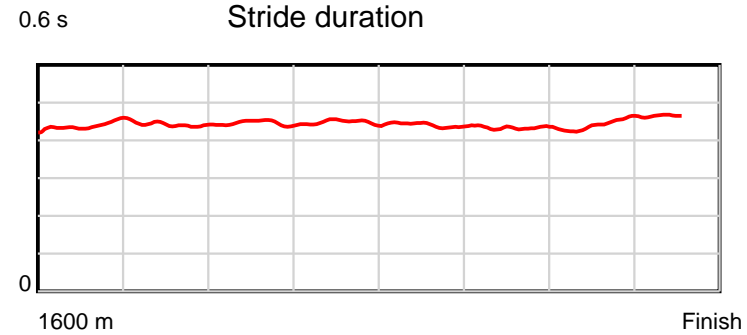
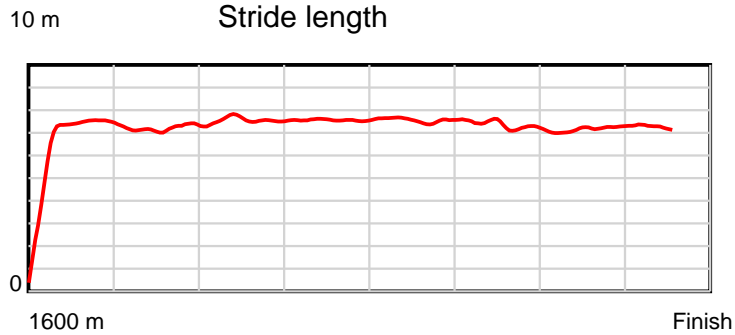
Disclaimer.

Tasracing Pty Ltd and Thoroughbred Ratings Pty Ltd accepts no responsibility for the completeness or accuracy of any of the information contained herein, and makes no representations about its suitability for any particular purpose. Users should make their own judgements about those matters and/or seek independent advice. You assume all risks associated with use of the data provided on this page.

Race Results

March 08, 2015, Race 7, BM82, Distance 1600m, Elwick Course Proper - Offset 0m

Result	TAB no.	Horse (Barrier)	1600 to	1400m to	1200m to	1000m to	800m to	600m to	400m to	200m to	Total or	Margin
7th	8	Chi Gong (3)	1400m	1200m	1000m	800m	600m	400m	200m	WP	Average	
		Position in running (margin)	-	8(0.0)	8(0.0)	8(0.0)	9(0.0)	8(0.0)	8(0.0)	7(0.0)		5.90
		Sectional time (s)	14.63	11.40	11.77	11.82	11.75	11.91	12.25	12.69		
		Cumulative time (s)	98.23	83.60	72.19	60.42	48.60	36.85	24.94	12.69	1:38.23	
		Speed (m/s)	13.67	17.54	16.99	16.92	17.02	16.79	16.33	15.76	16.29	
		Stride length (m)	6.48	7.84	7.54	7.56	7.58	7.28	7.07	7.29	7.31	
		Stride duration (s)	0.499	0.447	0.444	0.447	0.445	0.434	0.433	0.462	0.449	
		Stride efficiency (%)	65.70	96.01	88.76	89.27	89.82	82.82	78.01	83.02	83.44	
		Stride count	30.84	25.52	26.54	26.46	26.38	27.47	28.31	27.44	218.96	



Note: Horizontal distance axis grid lines are 200m furlongs.

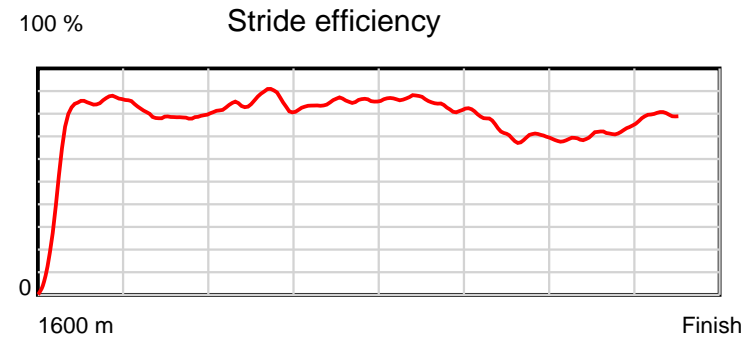
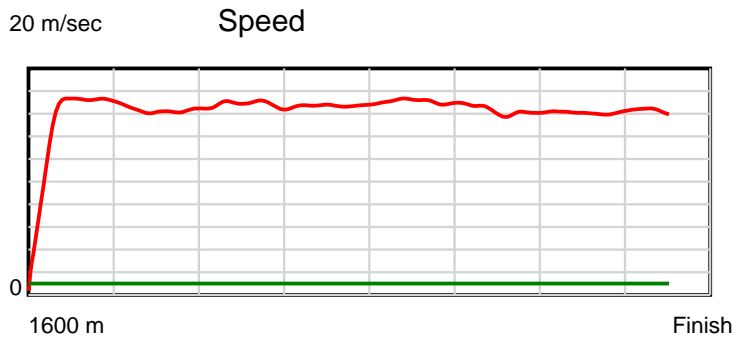
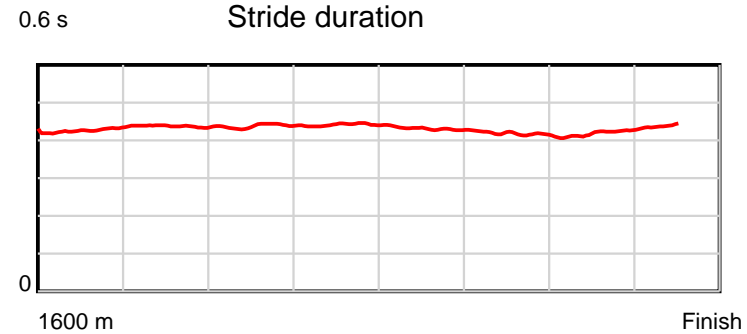
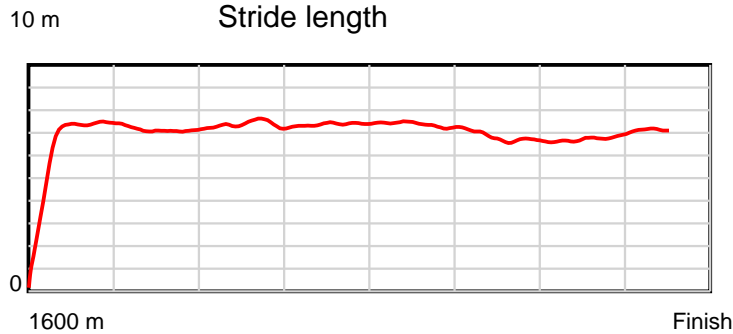
Disclaimer.

Tasracing Pty Ltd and Thoroughbred Ratings Pty Ltd accepts no responsibility for the completeness or accuracy of any of the information contained herein, and makes no representations about its suitability for any particular purpose. Users should make their own judgements about those matters and/or seek independent advice. You assume all risks associated with use of the data provided on this page.

Race Results

March 08, 2015, Race 7, BM82, Distance 1600m, Elwick Course Proper - Offset 0m

Result	TAB no.	Horse (Barrier)	1600 to	1400m to	1200m to	1000m to	800m to	600m to	400m to	200m to	Total or	Margin
8th	12	Settler's Joy (4)	1400m	1200m	1000m	800m	600m	400m	200m	WP	Average	
		Position in running (margin)	-	10(0.0)	100(0.0)	100(0.0)	10(0.0)	100(0.0)	10(0.0)	10(0.0)		6.40
		Sectional time (s)	15.14	11.03	11.79	11.93	11.68	12.28	12.20	12.27		
		Cumulative time (s)	98.32	83.18	72.15	60.35	48.42	36.75	24.47	12.27	1:38.31	
		Speed (m/s)	13.21	18.13	16.96	16.76	17.12	16.29	16.39	16.30	16.27	
		Stride length (m)	5.82	7.91	7.38	7.39	7.49	6.91	6.78	7.06	7.04	
		Stride duration (s)	0.458	0.437	0.435	0.441	0.437	0.424	0.414	0.433	0.433	
		Stride efficiency (%)	52.92	97.85	85.10	85.41	87.72	74.52	71.89	77.92	77.46	
		Stride count	34.37	25.27	27.10	27.05	26.69	28.96	29.49	28.32	227.25	



Note: Horizontal distance axis grid lines are 200m furlongs.

Disclaimer.

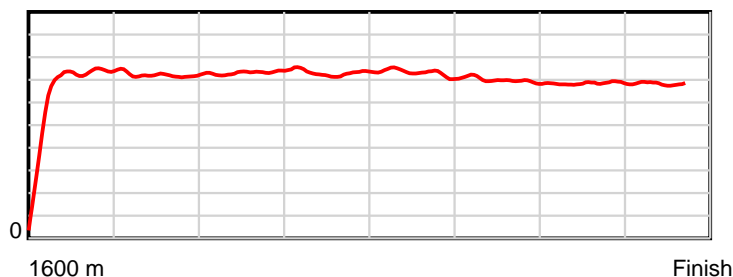
Tasracing Pty Ltd and Thoroughbred Ratings Pty Ltd accepts no responsibility for the completeness or accuracy of any of the information contained herein, and makes no representations about its suitability for any particular purpose. Users should make their own judgements about those matters and/or seek independent advice. You assume all risks associated with use of the data provided on this page.

Race Results

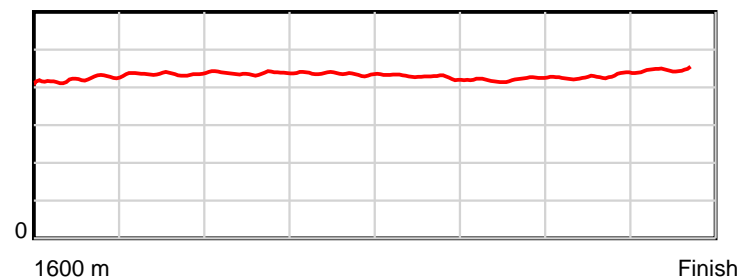
March 08, 2015, Race 7, BM82, Distance 1600m, Elwick Course Proper - Offset 0m

Result	TAB no.	Horse (Barrier)	1600 to	1400m to	1200m to	1000m to	800m to	600m to	400m to	200m to	Total or	Margin
9th	5	Deux Foix (5)	1400m	1200m	1000m	800m	600m	400m	200m	WP	Average	
		Position in running (margin)	-	3(0.0)	5(0.0)	5(0.0)	5(0.0)	5(0.0)	4(0.0)	5(0.0)		6.60
		Sectional time (s)	13.79	11.74	11.86	11.83	11.60	12.00	12.56	12.99		
		Cumulative time (s)	98.36	84.57	72.83	60.97	49.14	37.55	25.55	12.99	1:38.36	
		Speed (m/s)	14.51	17.04	16.86	16.91	17.24	16.67	15.92	15.40	16.27	
		Stride length (m)	5.72	7.38	7.38	7.39	7.43	6.99	6.77	6.85	6.94	
		Stride duration (s)	0.412	0.433	0.438	0.437	0.431	0.419	0.425	0.445	0.427	
		Stride efficiency (%)	51.18	85.02	85.13	85.44	86.33	76.36	71.57	73.37	75.31	
		Stride count	34.95	27.11	27.10	27.05	26.91	28.61	29.55	29.19	230.47	

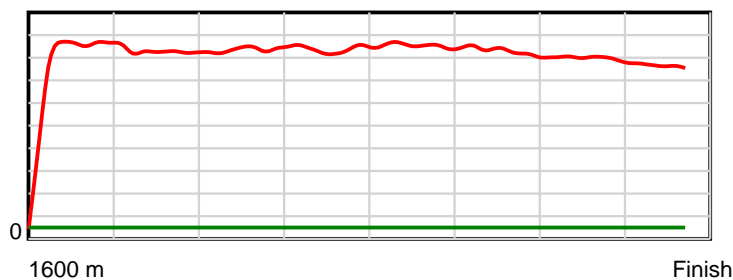
10 m Stride length



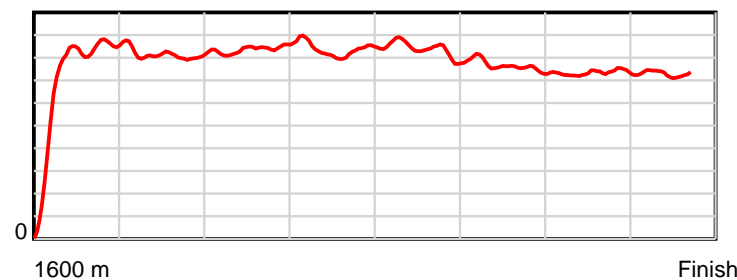
0.6 s Stride duration



20 m/sec Speed



100 % Stride efficiency



Note: Horizontal distance axis grid lines are 200m furlongs.

Disclaimer.

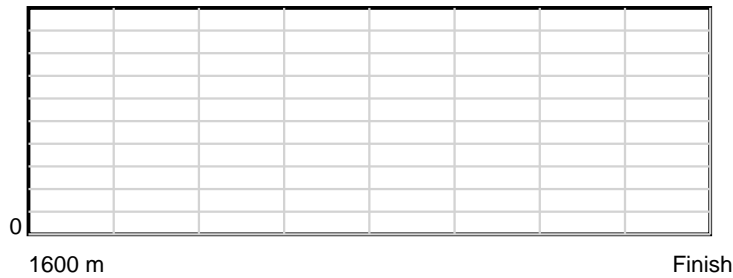
Tasracing Pty Ltd and Thoroughbred Ratings Pty Ltd accepts no responsibility for the completeness or accuracy of any of the information contained herein, and makes no representations about its suitability for any particular purpose. Users should make their own judgements about those matters and/or seek independent advice. You assume all risks associated with use of the data provided on this page.

Race Results


March 08, 2015, Race 7, BM82, Distance 1600m, Elwick Course Proper - Offset 0m

Result	TAB no.	Horse (Barrier)	1600 to	1400m to	1200m to	1000m to	800m to	600m to	400m to	200m to	Total or	Margin
10th	7	Allegro Dehere (12)										
		Position in running (margin)										
		Sectional time (s)										
		Cumulative time (s)										
		Speed (m/s)										
		Stride length (m)										
		Stride duration (s)										
		Stride efficiency (%)										
		Stride count										

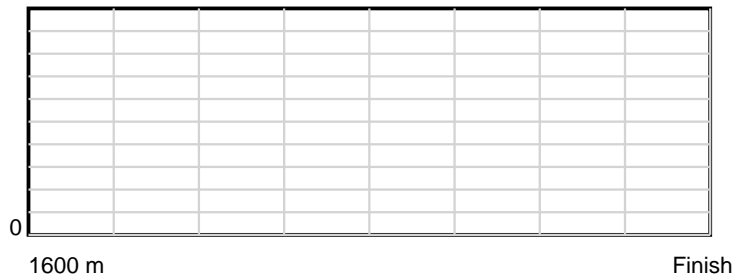
10 m Stride length



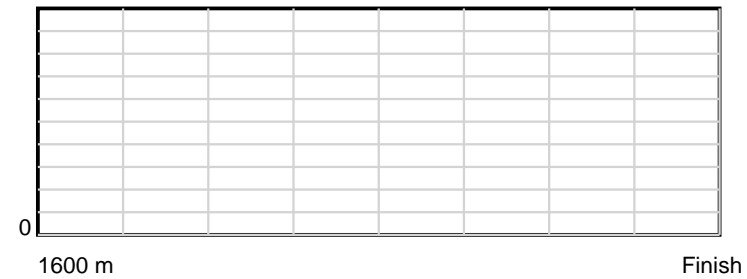
0.6 s Stride duration



20 m/sec Speed



100 % Stride efficiency



Note: Horizontal distance axis grid lines are 200m furlongs.

Disclaimer.

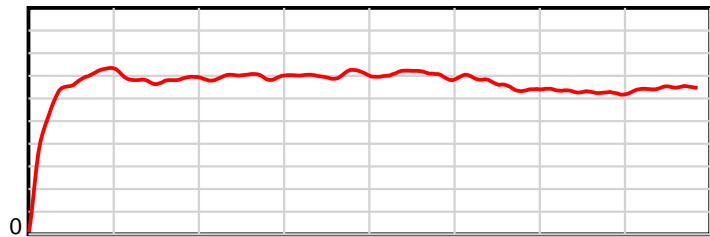
Tasracing Pty Ltd and Thoroughbred Ratings Pty Ltd accepts no responsibility for the completeness or accuracy of any of the information contained herein, and makes no representations about its suitability for any particular purpose. Users should make their own judgements about those matters and/or seek independent advice. You assume all risks associated with use of the data provided on this page.

Race Results

March 08, 2015, Race 7, BM82, Distance 1600m, Elwick Course Proper - Offset 0m

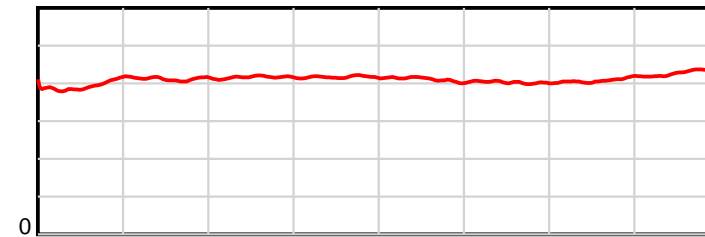
Result	TAB no.	Horse (Barrier)	1600 to	1400m to	1200m to	1000m to	800m to	600m to	400m to	200m to	Total or	Margin
11th	10	Shipspotting (1)	1400m	1200m	1000m	800m	600m	400m	200m	WP	Average	
		Position in running (margin)	-	2(0.0)	4(0.0)	4(0.0)	4(0.0)	4(0.0)	7(0.0)	10(0.0)		10.80
		Sectional time (s)	13.87	11.63	11.81	11.89	11.71	12.40	12.88	12.94		
		Cumulative time (s)	99.15	85.28	73.65	61.83	49.94	38.23	25.83	12.94	1:39.15	
		Speed (m/s)	14.42	17.20	16.93	16.82	17.08	16.13	15.53	15.46	16.14	
		Stride length (m)	5.50	7.09	7.04	7.01	7.03	6.49	6.30	6.59	6.59	
		Stride duration (s)	0.396	0.412	0.416	0.417	0.412	0.403	0.406	0.427	0.408	
		Stride efficiency (%)	47.21	78.51	77.54	76.87	77.21	65.89	61.96	67.90	67.82	
		Stride count	36.39	28.22	28.39	28.52	28.45	30.80	31.76	30.34	242.87	

10 m Stride length



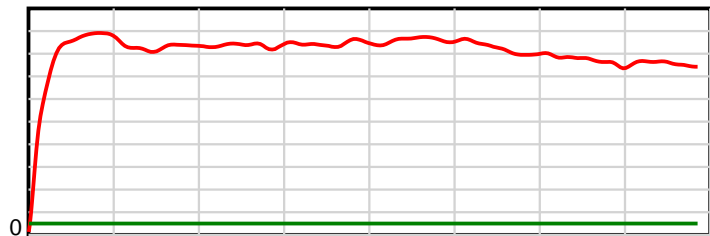
1600 m Finish

0.6 s Stride duration



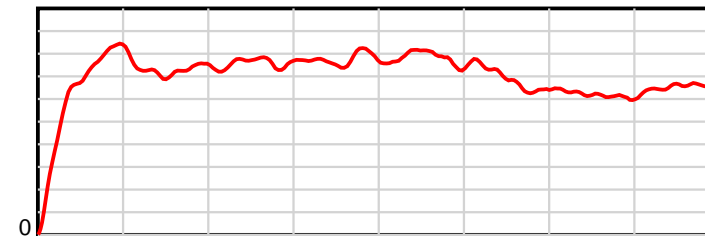
1600 m Finish

20 m/sec Speed



1600 m Finish

100 % Stride efficiency



1600 m Finish

Note: Horizontal distance axis grid lines are 200m furlongs.

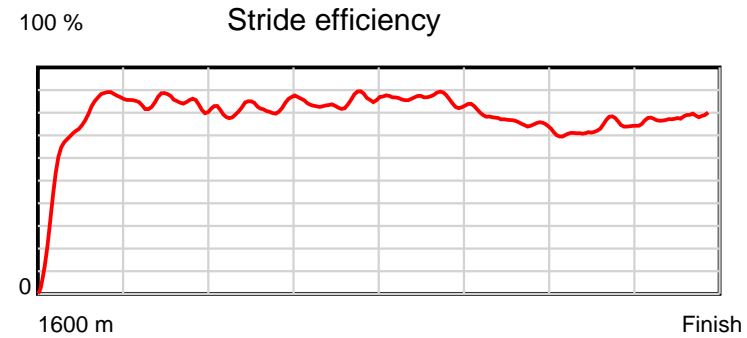
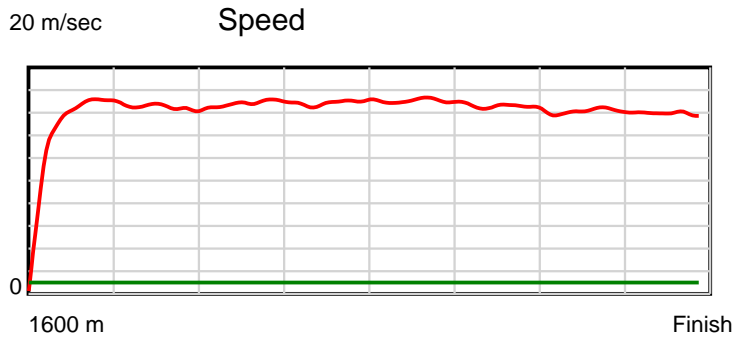
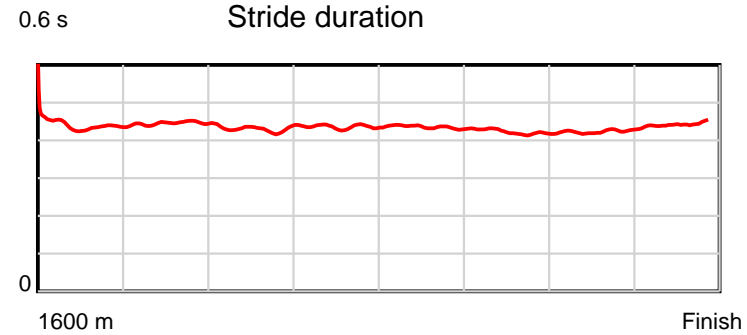
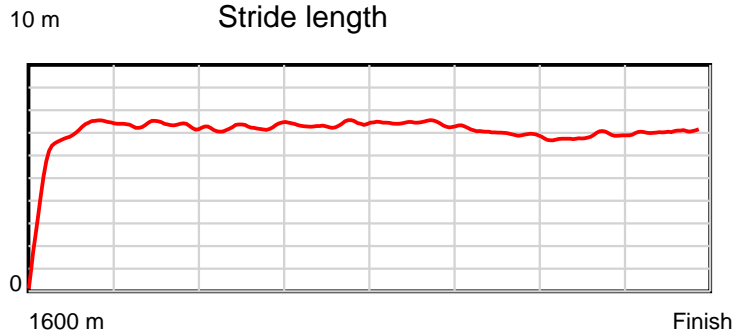
Disclaimer.

Tasracing Pty Ltd and Thoroughbred Ratings Pty Ltd accepts no responsibility for the completeness or accuracy of any of the information contained herein, and makes no representations about its suitability for any particular purpose. Users should make their own judgements about those matters and/or seek independent advice. You assume all risks associated with use of the data provided on this page.

Race Results

March 08, 2015, Race 7, BM82, Distance 1600m, Elwick Course Proper - Offset 0m

Result	TAB no.	Horse (Barrier)	1600 to	1400m to	1200m to	1000m to	800m to	600m to	400m to	200m to	Total or	Margin
12th	9	Musique Player (11)	1400m	1200m	1000m	800m	600m	400m	200m	WP	Average	
		Position in running (margin)	-	11(0.0)	11(0.0)	11(0.0)	11(0.0)	11(0.0)	11(0.0)	11(0.0)		10.90
		Sectional time (s)	14.90	11.92	11.80	11.75	11.77	12.28	12.40	12.35		
		Cumulative time (s)	99.17	84.27	72.35	60.55	48.80	37.03	24.75	12.35	1:39.17	
		Speed (m/s)	13.43	16.78	16.95	17.02	16.99	16.29	16.13	16.19	16.13	
		Stride length (m)	5.97	7.45	7.31	7.42	7.40	6.90	6.82	7.16	7.02	
		Stride duration (s)	0.463	0.444	0.431	0.436	0.435	0.423	0.423	0.442	0.435	
		Stride efficiency (%)	55.77	86.79	83.43	86.10	85.52	74.34	72.68	80.05	76.99	
		Stride count	33.48	26.84	27.37	26.94	27.04	29.00	29.33	27.94	227.94	



Note: Horizontal distance axis grid lines are 200m furlongs.

Disclaimer.

Tasracing Pty Ltd and Thoroughbred Ratings Pty Ltd accepts no responsibility for the completeness or accuracy of any of the information contained herein, and makes no representations about its suitability for any particular purpose. Users should make their own judgements about those matters and/or seek independent advice. You assume all risks associated with use of the data provided on this page.