



## Race Results

Tasmanian Turf Club, Launceston, March 11, 2015

Compilation date: March 12, 2015, 11:49:54 AM (EST)

Copyright © 2015 Tasracing Pty Ltd. All rights reserved.

### Trademarks.

StrideMASTER is a registered trademark of Thoroughbred Ratings Pty Ltd.

### Disclaimer.

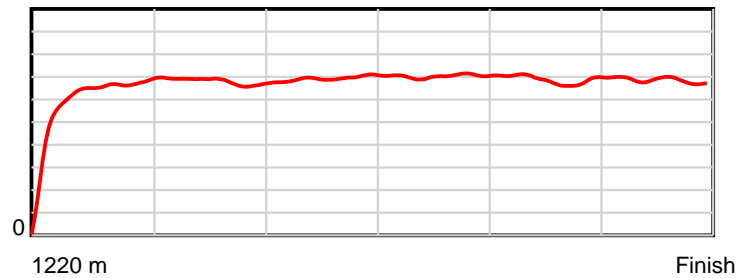
Tasracing Pty Ltd and Thoroughbred Ratings Pty Ltd accepts no responsibility for the completeness or accuracy of any of the information contained herein, and makes no representations about its suitability for any particular purpose. Users should make their own judgements about those matters and/or seek independent advice. You assume all risks associated with use of the data provided on this page.

# Race Results

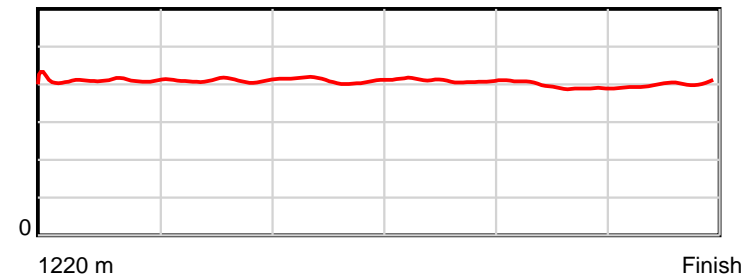
March 11, 2015, Race 1, BM62, Distance 1220m, Mowbray - Offset 4m

Result	TAB no.	Horse (Barrier)	1220 to	1200m to	1000m to	800m to	600m to	400m to	200m to	Total or	Margin
1st	3	<b>Frolicked (6)</b>	<b>1200m</b>	<b>1000m</b>	<b>800m</b>	<b>600m</b>	<b>400m</b>	<b>200m</b>	<b>WP</b>	<b>Average</b>	
		Position in running (margin)	-	5(0.0)	9(0.0)	10(0.0)	10(0.0)	10(0.0)	9(0.0)		0.00
		Sectional time (s)	2.74	12.43	12.33	12.57	11.56	11.85	11.59		
		Cumulative time (s)	75.07	72.33	59.90	47.57	35.00	23.43	11.59	1:15.06	
		Speed (m/s)	7.30	16.09	16.22	15.91	17.30	16.88	17.26	16.25	
		Stride length (m)	2.94	6.58	6.65	6.53	7.10	6.68	6.92	6.60	
		Stride duration (s)	0.403	0.409	0.410	0.411	0.410	0.396	0.401	0.406	
		Stride efficiency (%)	13.52	67.60	69.14	66.64	78.72	69.76	74.73	68.00	
		Stride count	6.80	30.41	30.07	30.63	28.18	29.93	28.92	184.94	

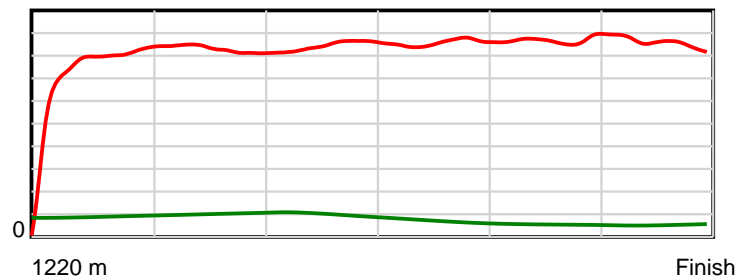
10 m Stride length



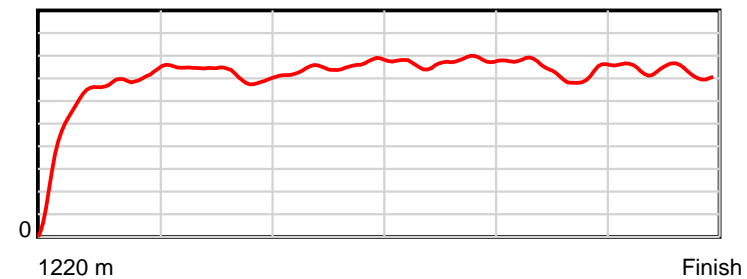
0.6 s Stride duration



20 m/sec Speed



100 % Stride efficiency



Note: Horizontal distance axis grid lines are 200m furlongs.

## Disclaimer.

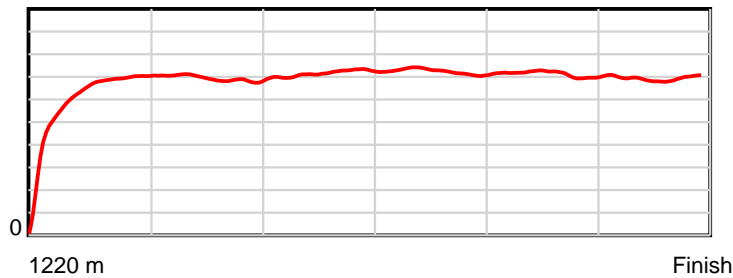
Tasracing Pty Ltd and Thoroughbred Ratings Pty Ltd accepts no responsibility for the completeness or accuracy of any of the information contained herein, and makes no representations about its suitability for any particular purpose. Users should make their own judgements about those matters and/or seek independent advice. You assume all risks associated with use of the data provided on this page.

# Race Results

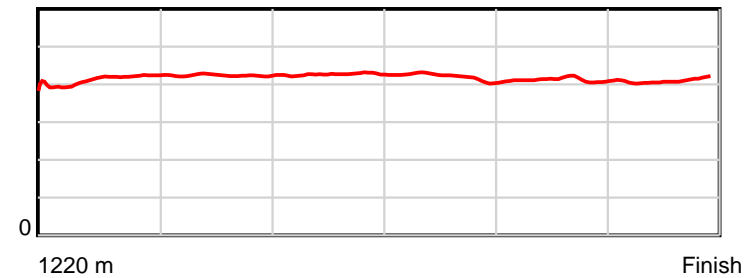
March 11, 2015, Race 1, BM62, Distance 1220m, Mowbray - Offset 4m

Result	TAB no.	Horse (Barrier)	1220 to	1200m to	1000m to	800m to	600m to	400m to	200m to	Total or	Margin
2nd	2	<b>Geegees Sopran... (3)</b>	<b>1200m</b>	<b>1000m</b>	<b>800m</b>	<b>600m</b>	<b>400m</b>	<b>200m</b>	<b>WP</b>	<b>Average</b>	
		Position in running (margin)	-	9(0.0)	10(0.0)	9(0.0)	7(0.0)	8(0.0)	7(0.0)		0.40
		Sectional time (s)	3.11	12.40	12.22	12.40	11.55	11.82	11.63		
		Cumulative time (s)	75.14	72.03	59.62	47.40	35.01	23.45	11.63	1:15.14	
		Speed (m/s)	6.42	16.13	16.37	16.13	17.32	16.92	17.20	16.24	
		Stride length (m)	2.91	6.63	6.93	6.88	7.28	6.96	7.07	6.80	
		Stride duration (s)	0.390	0.411	0.423	0.427	0.420	0.411	0.411	0.419	
		Stride efficiency (%)	13.21	68.69	75.01	74.03	82.75	75.60	78.11	72.19	
		Stride count	6.88	30.17	28.87	29.06	27.48	28.75	28.29	179.50	

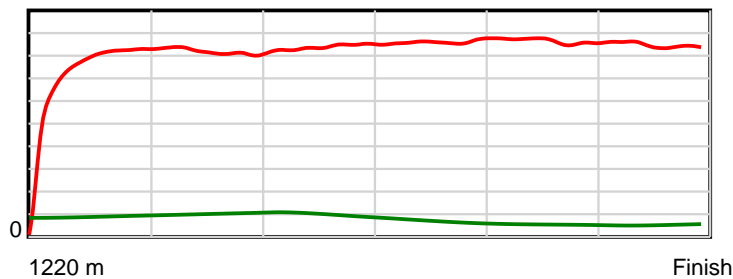
10 m Stride length



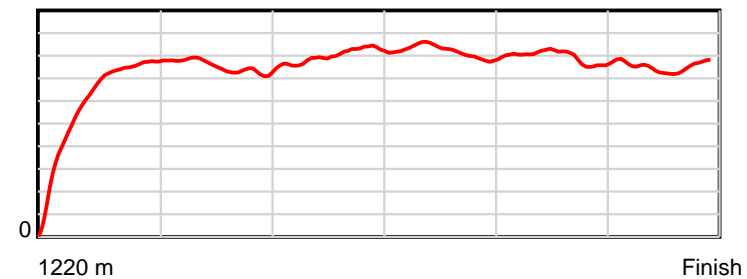
0.6 s Stride duration



20 m/sec Speed



100 % Stride efficiency



Note: Horizontal distance axis grid lines are 200m furlongs.

## Disclaimer.

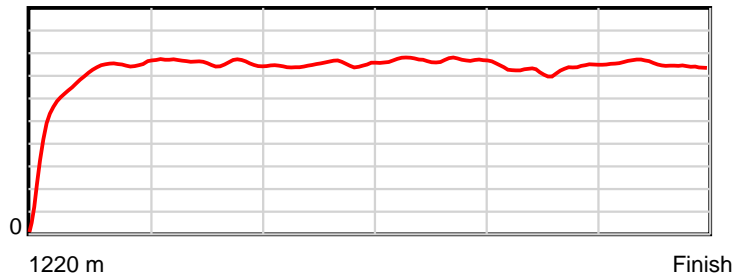
Tasracing Pty Ltd and Thoroughbred Ratings Pty Ltd accepts no responsibility for the completeness or accuracy of any of the information contained herein, and makes no representations about its suitability for any particular purpose. Users should make their own judgements about those matters and/or seek independent advice. You assume all risks associated with use of the data provided on this page.

# Race Results

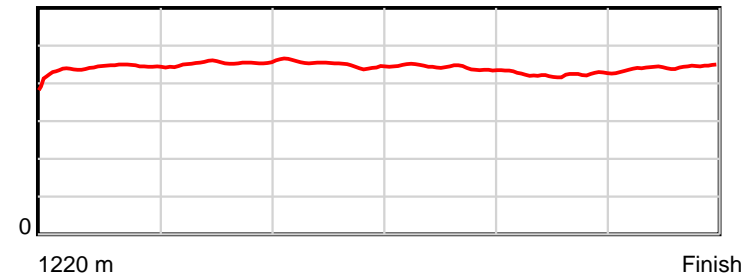
March 11, 2015, Race 1, BM62, Distance 1220m, Mowbray - Offset 4m

Result	TAB no.	Horse (Barrier)	1220 to	1200m to	1000m to	800m to	600m to	400m to	200m to	Total or	Margin
3rd	5	Dhanraj (12)	1200m	1000m	800m	600m	400m	200m	WP	Average	
		Position in running (margin)	-	4(0.0)	5(0.0)	5(0.0)	9(0.0)	7(0.0)	6(0.0)		0.50
		Sectional time (s)	2.76	12.35	12.27	12.71	11.41	11.83	11.83		
		Cumulative time (s)	75.16	72.40	60.04	47.78	35.06	23.66	11.83	1:15.15	
		Speed (m/s)	7.24	16.19	16.30	15.74	17.53	16.91	16.91	16.23	
		Stride length (m)	2.86	7.16	7.37	7.09	7.74	7.16	7.48	7.14	
		Stride duration (s)	0.367	0.442	0.452	0.451	0.442	0.423	0.442	0.440	
		Stride efficiency (%)	12.78	80.17	84.85	78.55	93.66	80.00	87.41	79.75	
		Stride count	6.99	27.92	27.14	28.21	25.83	27.95	26.74	170.78	

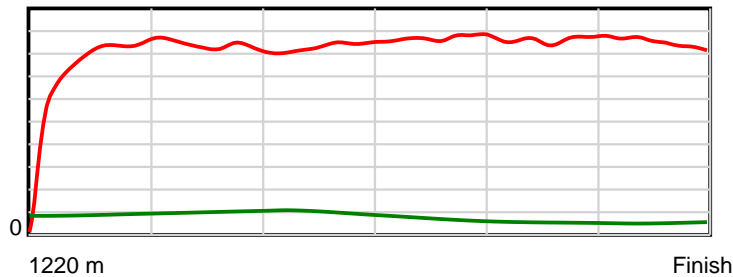
10 m Stride length



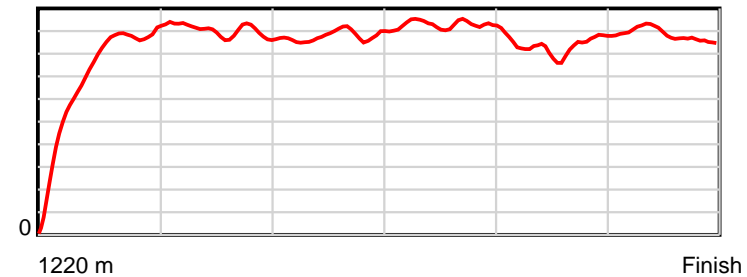
0.6 s Stride duration



20 m/sec Speed



100 % Stride efficiency



Note: Horizontal distance axis grid lines are 200m furlongs.

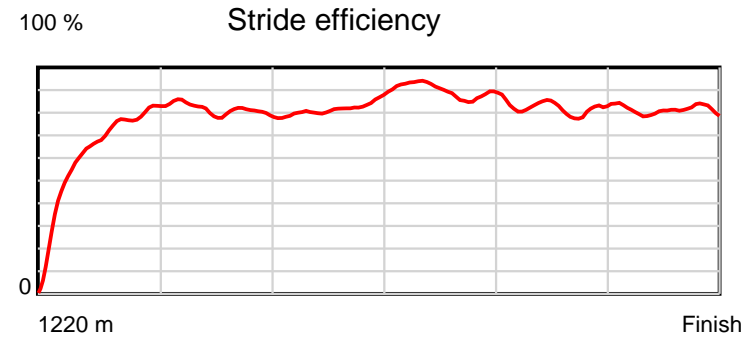
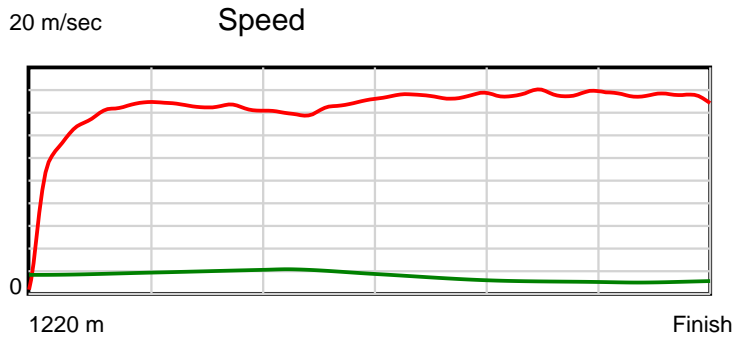
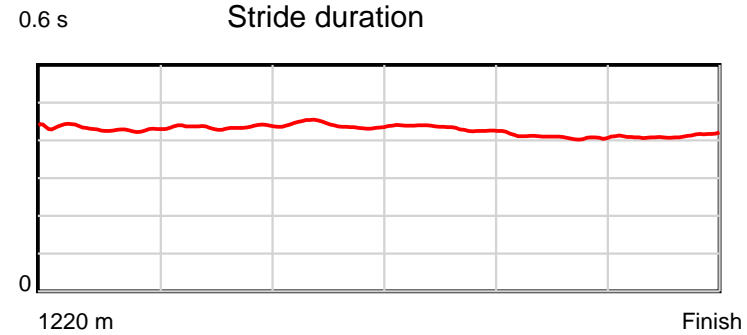
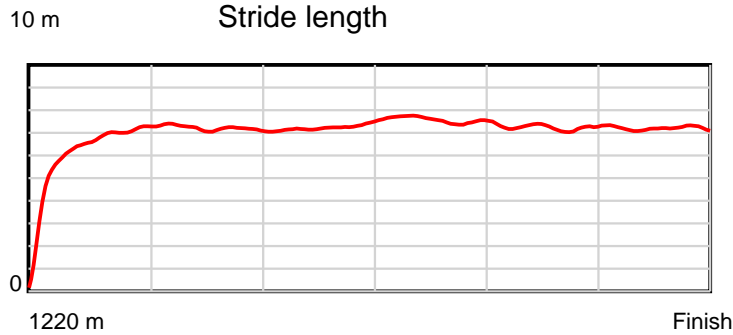
**Disclaimer.**

Tasracing Pty Ltd and Thoroughbred Ratings Pty Ltd accepts no responsibility for the completeness or accuracy of any of the information contained herein, and makes no representations about its suitability for any particular purpose. Users should make their own judgements about those matters and/or seek independent advice. You assume all risks associated with use of the data provided on this page.

# Race Results

March 11, 2015, Race 1, BM62, Distance 1220m, Mowbray - Offset 4m

Result	TAB no.	Horse (Barrier)	1220 to	1200m to	1000m to	800m to	600m to	400m to	200m to	Total or	Margin
4th	12	<b>Watch Over Me (13)</b>	<b>1200m</b>	<b>1000m</b>	<b>800m</b>	<b>600m</b>	<b>400m</b>	<b>200m</b>	<b>WP</b>	<b>Average</b>	
		Position in running (margin)	-	3(0.0)	13(0.0)	13(0.0)	13(0.0)	13(0.0)	11(0.0)		0.90
		Sectional time (s)	2.81	12.68	12.54	12.73	11.30	11.76	11.43		
		Cumulative time (s)	75.24	72.43	59.75	47.21	34.48	23.18	11.43	1:15.23	
		Speed (m/s)	7.13	15.77	15.95	15.71	17.70	17.01	17.50	16.22	
		Stride length (m)	3.47	6.80	6.94	6.91	7.66	6.95	7.20	6.95	
		Stride duration (s)	0.441	0.431	0.435	0.440	0.433	0.409	0.411	0.428	
		Stride efficiency (%)	18.79	72.24	75.21	74.70	91.72	75.57	80.92	75.43	
		Stride count	5.77	29.42	28.83	28.93	26.10	28.76	27.79	175.60	



Note: Horizontal distance axis grid lines are 200m furlongs.

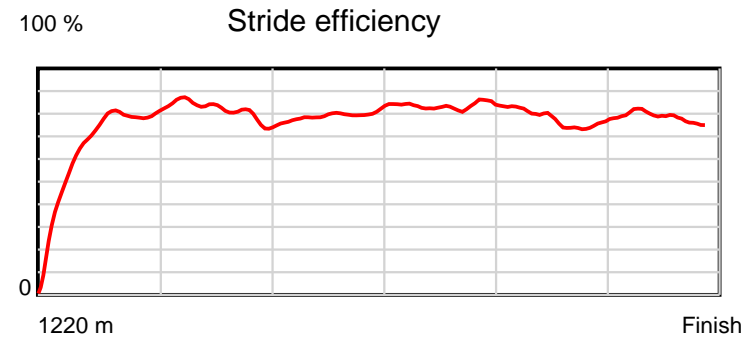
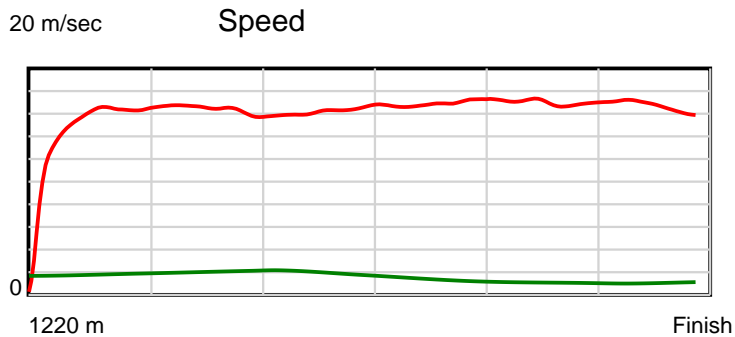
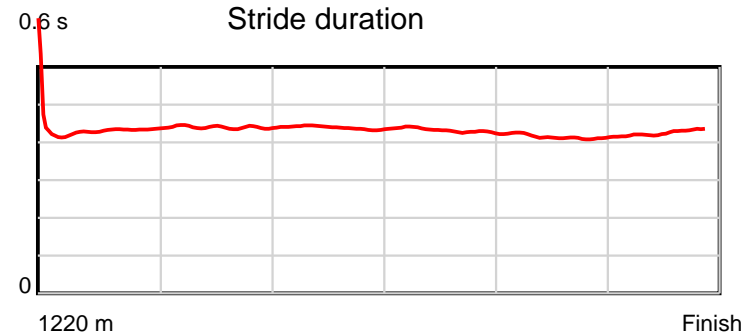
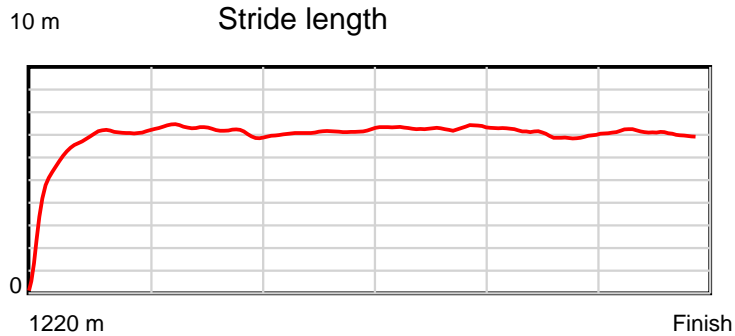
**Disclaimer.**

Tasracing Pty Ltd and Thoroughbred Ratings Pty Ltd accepts no responsibility for the completeness or accuracy of any of the information contained herein, and makes no representations about its suitability for any particular purpose. Users should make their own judgements about those matters and/or seek independent advice. You assume all risks associated with use of the data provided on this page.

# Race Results

March 11, 2015, Race 1, BM62, Distance 1220m, Mowbray - Offset 4m

Result	TAB no.	Horse (Barrier)	1220 to	1200m to	1000m to	800m to	600m to	400m to	200m to	Total or	Margin
5th	7	Cuprona Road (5)	1200m	1000m	800m	600m	400m	200m	WP	Average	
		Position in running (margin)	-	6(0.0)	8(0.0)	6(0.0)	5(0.0)	6(0.0)	4(0.0)		1.70
		Sectional time (s)	3.01	12.38	12.22	12.48	11.48	11.91	11.90		
		Cumulative time (s)	75.39	72.38	60.00	47.78	35.30	23.82	11.90	1:15.39	
		Speed (m/s)	6.66	16.16	16.37	16.03	17.42	16.79	16.81	16.18	
		Stride length (m)	3.36	6.92	7.20	7.03	7.54	6.96	7.15	7.00	
		Stride duration (s)	0.433	0.428	0.440	0.439	0.433	0.414	0.426	0.432	
		Stride efficiency (%)	17.60	74.72	81.00	77.32	88.89	75.61	79.94	76.54	
		Stride count	5.96	28.92	27.78	28.43	26.52	28.75	27.96	174.32	



Note: Horizontal distance axis grid lines are 200m furlongs.

#### Disclaimer.

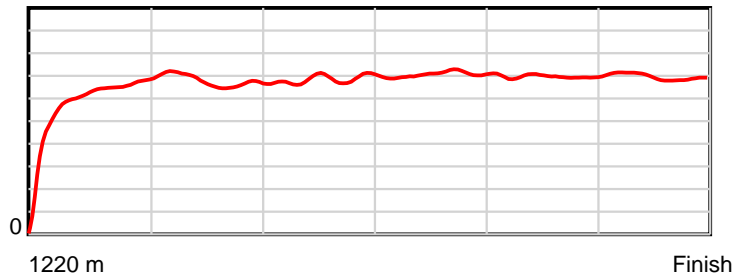
Tasracing Pty Ltd and Thoroughbred Ratings Pty Ltd accepts no responsibility for the completeness or accuracy of any of the information contained herein, and makes no representations about its suitability for any particular purpose. Users should make their own judgements about those matters and/or seek independent advice. You assume all risks associated with use of the data provided on this page.

# Race Results

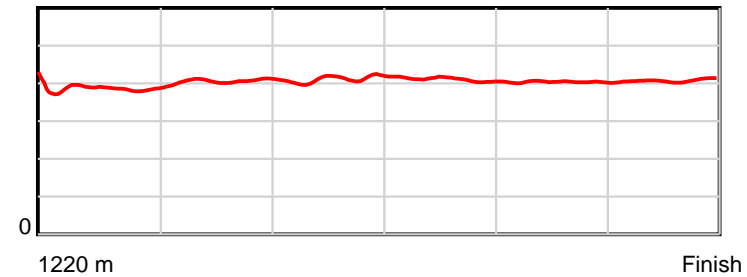
March 11, 2015, Race 1, BM62, Distance 1220m, Mowbray - Offset 4m

Result	TAB no.	Horse (Barrier)	1220 to	1200m to	1000m to	800m to	600m to	400m to	200m to	Total or	Margin
6th	9	<b>Our Lucky Girl (10)</b>	<b>1200m</b>	<b>1000m</b>	<b>800m</b>	<b>600m</b>	<b>400m</b>	<b>200m</b>	<b>WP</b>	<b>Average</b>	
		Position in running (margin)	-	11(0.0)	7(0.0)	8(0.0)	8(0.0)	9(0.0)	8(0.0)		2.50
		Sectional time (s)	3.37	12.18	12.30	12.53	11.50	12.04	11.62		
		Cumulative time (s)	75.53	72.16	59.98	47.68	35.15	23.66	11.62	1:15.53	
		Speed (m/s)	5.93	16.42	16.26	15.96	17.39	16.61	17.21	16.15	
		Stride length (m)	3.01	6.32	6.59	6.56	7.14	6.71	7.03	6.58	
		Stride duration (s)	0.389	0.385	0.405	0.411	0.410	0.404	0.408	0.407	
		Stride efficiency (%)	14.14	62.38	67.86	67.27	79.65	70.31	77.19	67.65	
		Stride count	6.65	31.65	30.35	30.48	28.01	29.82	28.46	185.42	

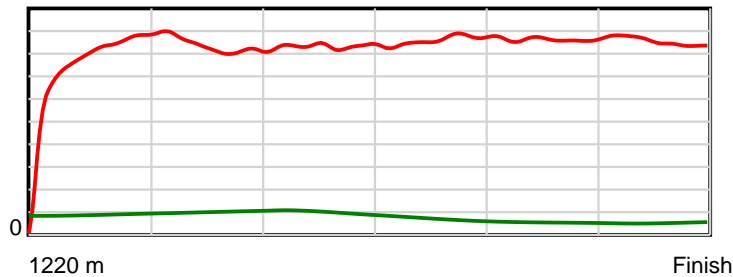
10 m Stride length



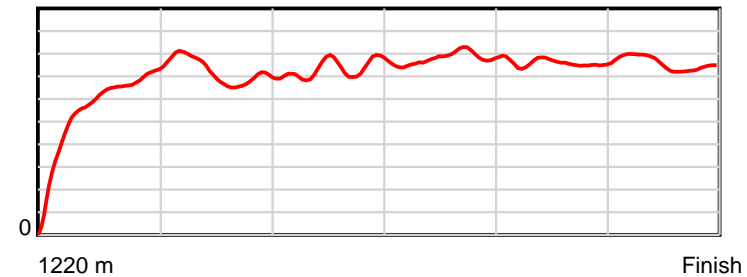
0.6 s Stride duration



20 m/sec Speed



100 % Stride efficiency



Note: Horizontal distance axis grid lines are 200m furlongs.

**Disclaimer.**

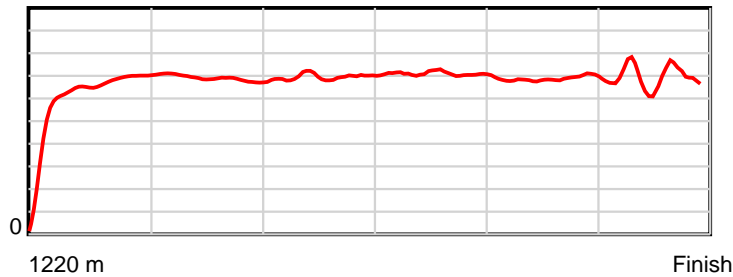
Tasracing Pty Ltd and Thoroughbred Ratings Pty Ltd accepts no responsibility for the completeness or accuracy of any of the information contained herein, and makes no representations about its suitability for any particular purpose. Users should make their own judgements about those matters and/or seek independent advice. You assume all risks associated with use of the data provided on this page.

# Race Results

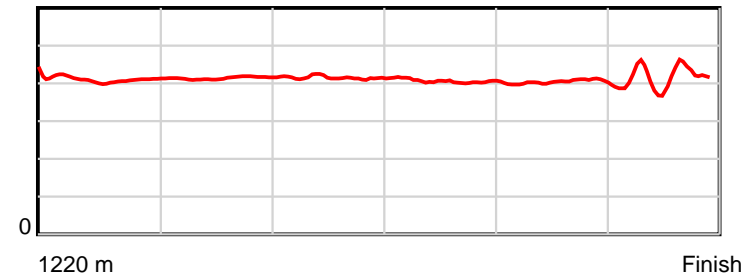
March 11, 2015, Race 1, BM62, Distance 1220m, Mowbray - Offset 4m

Result	TAB no.	Horse (Barrier)	1220 to	1200m to	1000m to	800m to	600m to	400m to	200m to	Total or	Margin
7th	10	Haakon (11)	1200m	1000m	800m	600m	400m	200m	WP	Average	
		Position in running (margin)	-	13(0.0)	6(0.0)	7(0.0)	6(0.0)	4(0.0)	5(0.0)		2.80
		Sectional time (s)	3.86	11.62	12.25	12.48	11.40	12.02	11.96		
		Cumulative time (s)	75.59	71.73	60.11	47.86	35.38	23.99	11.96	1:15.59	
		Speed (m/s)	5.18	17.21	16.33	16.03	17.54	16.64	16.72	16.14	
		Stride length (m)	2.54	7.06	6.75	6.63	7.08	6.69	6.84	6.65	
		Stride duration (s)	0.424	0.410	0.414	0.414	0.404	0.402	0.409	0.412	
		Stride efficiency (%)	10.08	77.96	71.27	68.77	78.39	69.84	73.12	69.19	
		Stride count	7.87	28.31	29.61	30.15	28.24	29.92	29.24	183.34	

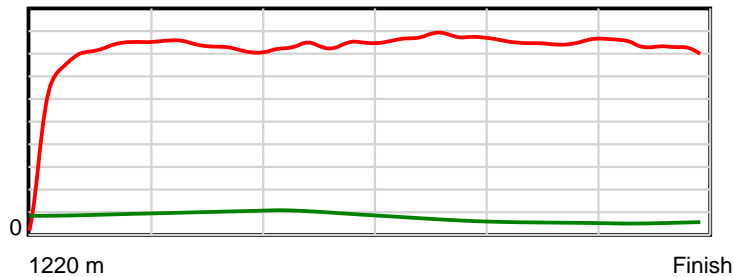
10 m Stride length



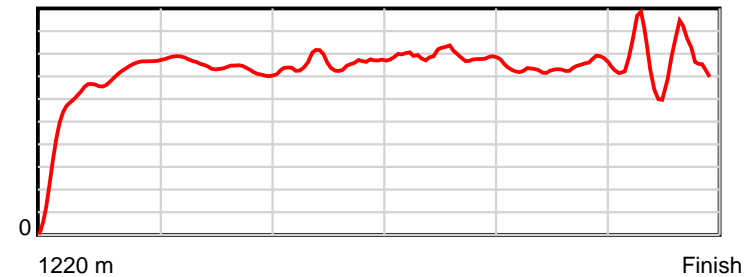
0.6 s Stride duration



20 m/sec Speed



100 % Stride efficiency



Note: Horizontal distance axis grid lines are 200m furlongs.

## Disclaimer.

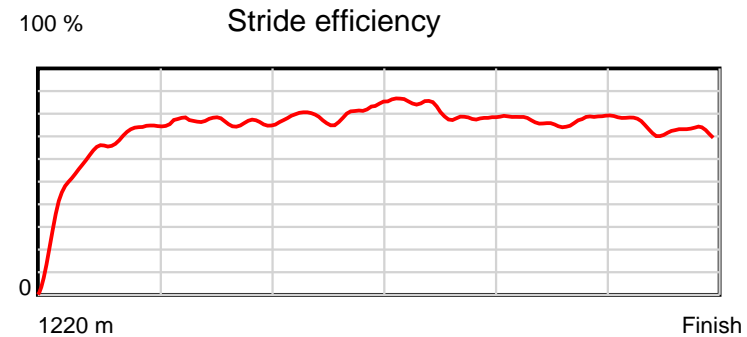
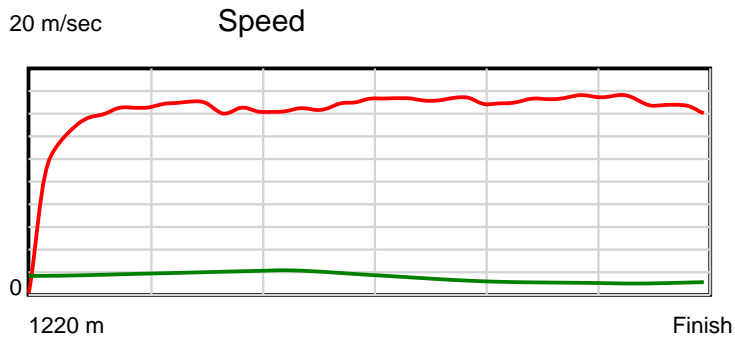
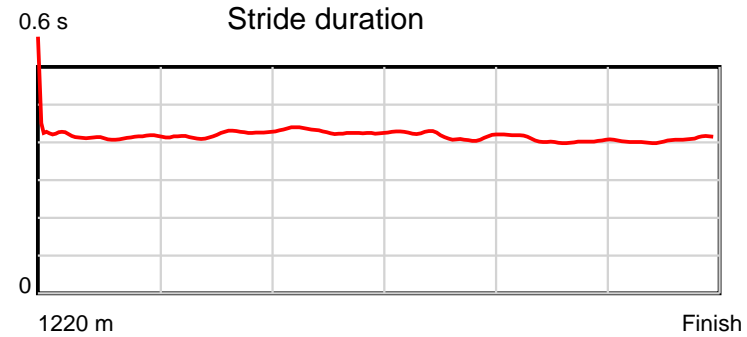
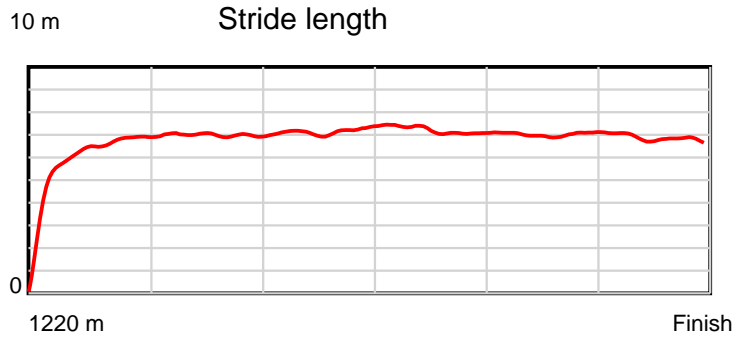
Tasracing Pty Ltd and Thoroughbred Ratings Pty Ltd accepts no responsibility for the completeness or accuracy of any of the information contained herein, and makes no representations about its suitability for any particular purpose. Users should make their own judgements about those matters and/or seek independent advice. You assume all risks associated with use of the data provided on this page.



# Race Results

March 11, 2015, Race 1, BM62, Distance 1220m, Mowbray - Offset 4m

Result	TAB no.	Horse (Barrier)	1220 to	1200m to	1000m to	800m to	600m to	400m to	200m to	Total or	Margin
8th	1	Flash Al Moon (7)	1200m	1000m	800m	600m	400m	200m	WP	Average	
		Position in running (margin)	-	7(0.0)	11(0.0)	12(0.0)	12(0.0)	12(0.0)	12(0.0)		3.60
		Sectional time (s)	3.01	12.59	12.36	12.65	11.48	11.89	11.77		
		Cumulative time (s)	75.74	72.73	60.14	47.78	35.13	23.66	11.77	1:15.73	
		Speed (m/s)	6.64	15.89	16.18	15.81	17.42	16.82	16.99	16.11	
		Stride length (m)	3.05	6.59	6.79	6.78	7.28	6.84	6.91	6.72	
		Stride duration (s)	0.447	0.415	0.420	0.429	0.418	0.407	0.406	0.417	
		Stride efficiency (%)	14.51	67.93	72.07	71.81	82.77	73.12	74.55	70.59	
		Stride count	6.56	30.33	29.45	29.50	27.48	29.24	28.96	181.52	



Note: Horizontal distance axis grid lines are 200m furlongs.

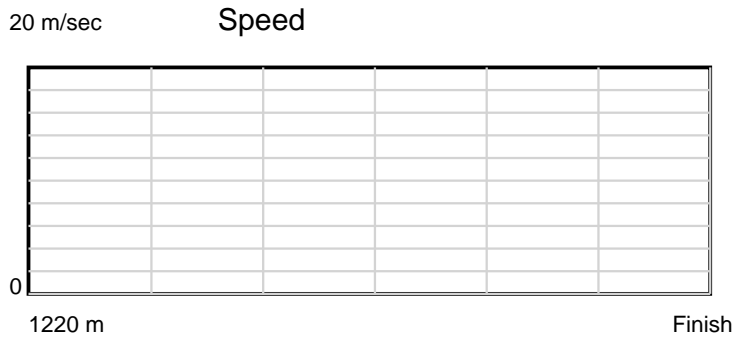
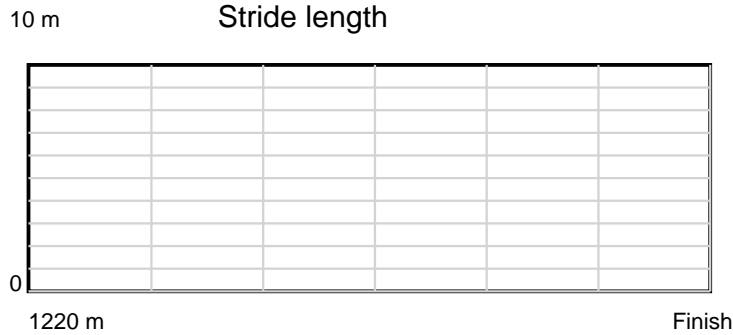
**Disclaimer.**

Tasracing Pty Ltd and Thoroughbred Ratings Pty Ltd accepts no responsibility for the completeness or accuracy of any of the information contained herein, and makes no representations about its suitability for any particular purpose. Users should make their own judgements about those matters and/or seek independent advice. You assume all risks associated with use of the data provided on this page.

# Race Results

March 11, 2015, Race 1, BM62, Distance 1220m, Mowbray - Offset 4m

Result	TAB no.	Horse (Barrier)	1220 to	1200m to	1000m to	800m to	600m to	400m to	200m to	Total or	Margin
9th	8	<b>Erin's Element (8)</b>	<b>WP</b>	<b>Average</b>							
		Position in running (margin)		4.40							
		Sectional time (s)									
		Cumulative time (s)	1:15.89								
		Speed (m/s)	16.08								
		Stride length (m)	nan								
		Stride duration (s)	nan								
		Stride efficiency (%)	nan								
		Stride count	0.00								



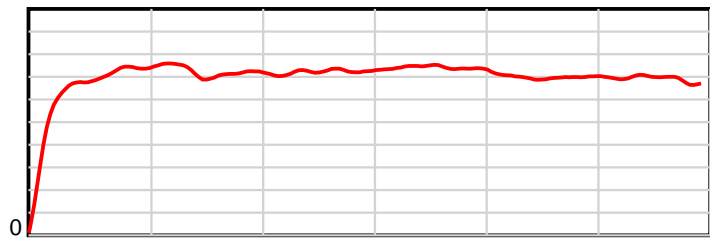
Note: Horizontal distance axis grid lines are 200m furlongs.

# Race Results

March 11, 2015, Race 1, BM62, Distance 1220m, Mowbray - Offset 4m

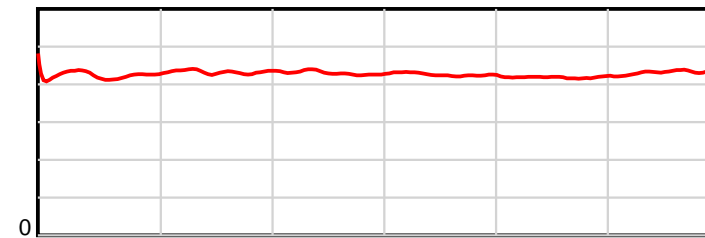
Result	TAB no.	Horse (Barrier)	1220 to	1200m to	1000m to	800m to	600m to	400m to	200m to	Total or	Margin
10th	4	<b>Huss Style (9)</b>	<b>1200m</b>	<b>1000m</b>	<b>800m</b>	<b>600m</b>	<b>400m</b>	<b>200m</b>	<b>WP</b>	<b>Average</b>	
		Position in running (margin)	-	12(0.0)	3(0.0)	3(0.0)	4(0.0)	3(0.0)	3(0.0)		4.60
		Sectional time (s)	3.52	11.74	12.16	12.52	11.36	12.18	12.44		
		Cumulative time (s)	75.93	72.41	60.67	48.51	35.99	24.62	12.44	1:15.93	
		Speed (m/s)	5.68	17.04	16.45	15.97	17.61	16.42	16.08	16.07	
		Stride length (m)	2.79	7.22	7.11	6.87	7.50	6.87	6.93	6.90	
		Stride duration (s)	0.447	0.424	0.432	0.430	0.426	0.418	0.431	0.430	
		Stride efficiency (%)	12.20	81.52	78.93	73.79	87.95	73.76	75.15	74.49	
		Stride count	7.16	27.69	28.14	29.10	26.66	29.11	28.84	176.70	

10 m Stride length



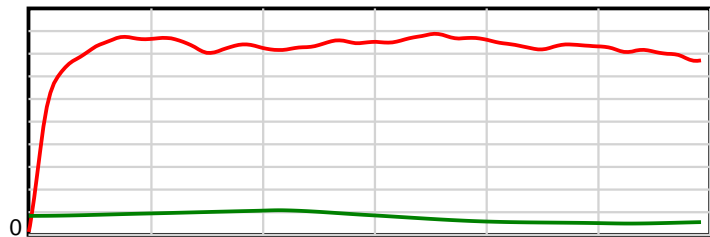
1220 m Finish

0.6 s Stride duration



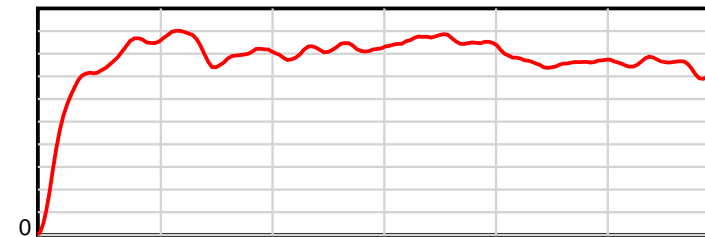
1220 m Finish

20 m/sec Speed



1220 m Finish

100 % Stride efficiency



1220 m Finish

Note: Horizontal distance axis grid lines are 200m furlongs.

## Disclaimer.

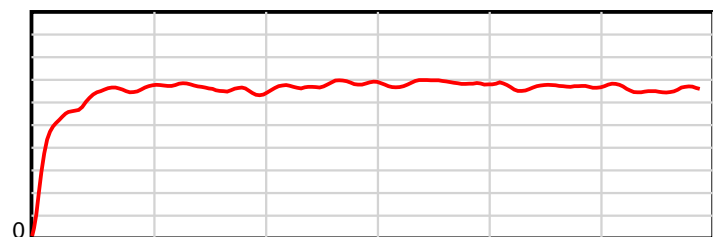
Tasracing Pty Ltd and Thoroughbred Ratings Pty Ltd accepts no responsibility for the completeness or accuracy of any of the information contained herein, and makes no representations about its suitability for any particular purpose. Users should make their own judgements about those matters and/or seek independent advice. You assume all risks associated with use of the data provided on this page.

# Race Results

March 11, 2015, Race 1, BM62, Distance 1220m, Mowbray - Offset 4m

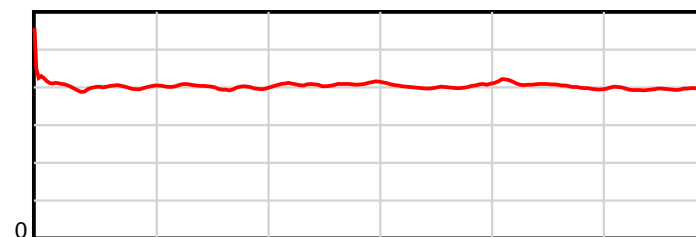
Result	TAB no.	Horse (Barrier)	1220 to	1200m to	1000m to	800m to	600m to	400m to	200m to	Total or	Margin
11th	13	<b>Savvy Princess (4)</b>	<b>1200m</b>	<b>1000m</b>	<b>800m</b>	<b>600m</b>	<b>400m</b>	<b>200m</b>	<b>WP</b>	<b>Average</b>	
		Position in running (margin)	-	10(0.0)	12(0.0)	11(0.0)	11(0.0)	11(0.0)	13(0.0)		4.80
		Sectional time (s)	3.13	12.45	12.28	12.60	11.49	12.30	11.72		
		Cumulative time (s)	75.97	72.84	60.39	48.11	35.51	24.02	11.72	1:15.97	
		Speed (m/s)	6.40	16.06	16.29	15.87	17.41	16.26	17.06	16.06	
		Stride length (m)	2.90	6.44	6.52	6.48	6.99	6.59	6.76	6.49	
		Stride duration (s)	0.405	0.401	0.400	0.408	0.402	0.405	0.396	0.404	
		Stride efficiency (%)	13.15	64.76	66.42	65.62	76.44	67.87	71.43	65.78	
		Stride count	6.90	31.07	30.68	30.86	28.60	30.35	29.58	188.04	

10 m Stride length



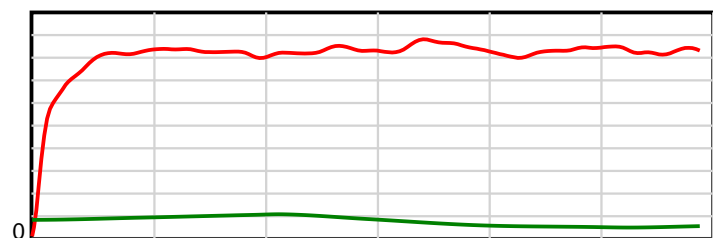
1220 m Finish

0.6 s Stride duration



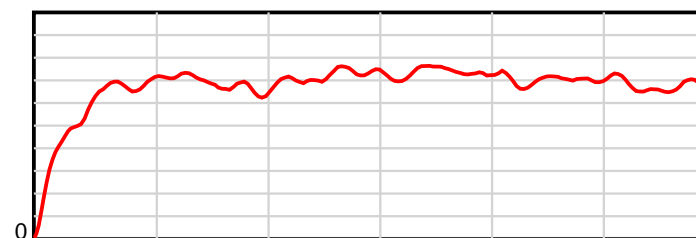
1220 m Finish

20 m/sec Speed



1220 m Finish

100 % Stride efficiency



1220 m Finish

Note: Horizontal distance axis grid lines are 200m furlongs.

## Disclaimer.

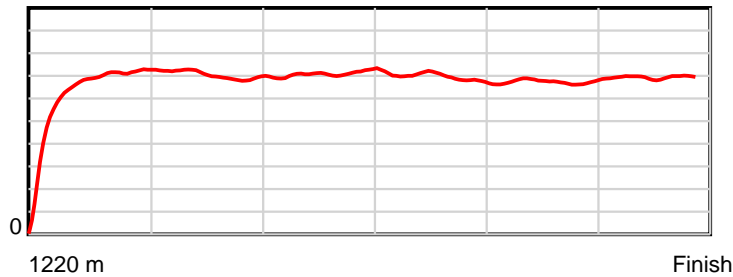
Tasracing Pty Ltd and Thoroughbred Ratings Pty Ltd accepts no responsibility for the completeness or accuracy of any of the information contained herein, and makes no representations about its suitability for any particular purpose. Users should make their own judgements about those matters and/or seek independent advice. You assume all risks associated with use of the data provided on this page.

# Race Results

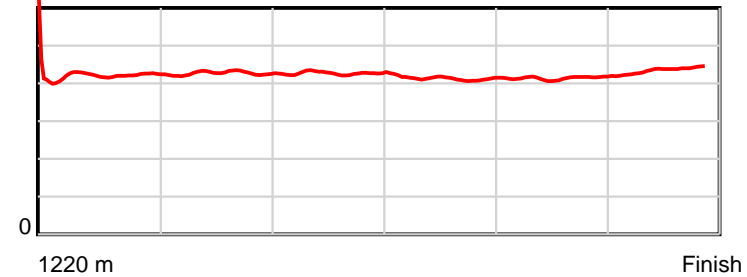
March 11, 2015, Race 1, BM62, Distance 1220m, Mowbray - Offset 4m

Result	TAB no.	Horse (Barrier)	1220 to	1200m to	1000m to	800m to	600m to	400m to	200m to	Total or	Margin
12th	6	Incat (1)	1200m	1000m	800m	600m	400m	200m	WP	Average	
		Position in running (margin)	-	8(0.0)	4(0.0)	4(0.0)	3(0.0)	5(0.0)	10(0.0)		6.30
		Sectional time (s)	3.15	12.14	12.18	12.48	11.66	12.25	12.40		
		Cumulative time (s)	76.25	73.10	60.96	48.79	36.31	24.65	12.40	1:16.25	
		Speed (m/s)	6.35	16.47	16.42	16.03	17.15	16.33	16.13	16.00	
		Stride length (m)	3.29	6.91	7.00	6.85	7.08	6.74	7.02	6.81	
		Stride duration (s)	0.458	0.419	0.426	0.427	0.413	0.413	0.435	0.425	
		Stride efficiency (%)	16.87	74.56	76.57	73.29	78.25	71.01	76.92	72.39	
		Stride count	6.09	28.95	28.57	29.20	28.26	29.67	28.51	179.25	

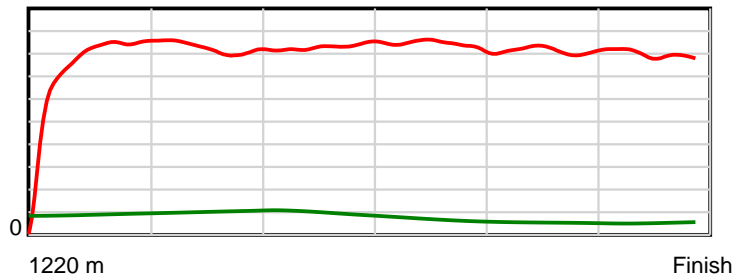
10 m Stride length



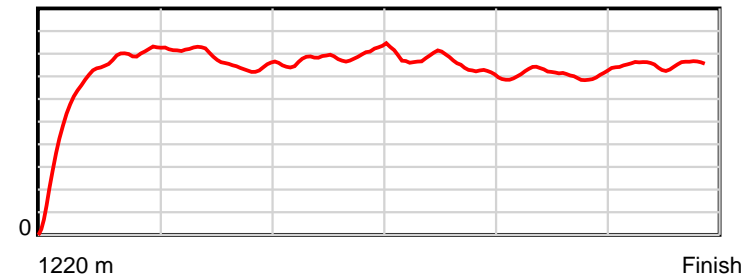
0.6 s Stride duration



20 m/sec Speed



100 % Stride efficiency



Note: Horizontal distance axis grid lines are 200m furlongs.

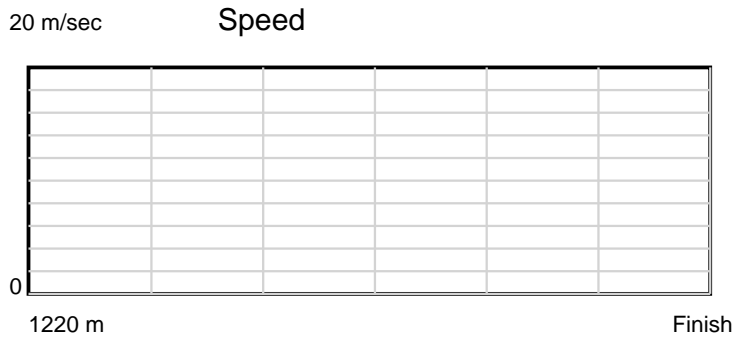
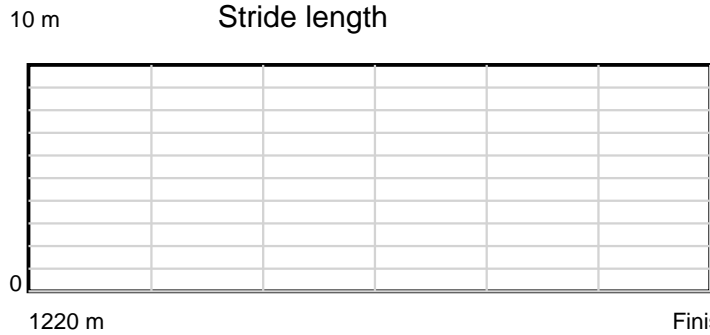
## Disclaimer.

Tasracing Pty Ltd and Thoroughbred Ratings Pty Ltd accepts no responsibility for the completeness or accuracy of any of the information contained herein, and makes no representations about its suitability for any particular purpose. Users should make their own judgements about those matters and/or seek independent advice. You assume all risks associated with use of the data provided on this page.

# Race Results

March 11, 2015, Race 1, BM62, Distance 1220m, Mowbray - Offset 4m

Result	TAB no.	Horse (Barrier)	1220 to	1200m to	1000m to	800m to	600m to	400m to	200m to	Total or	Margin
13th	11	By Far (2)	WP	Average							
		Position in running (margin)		14.10							
		Sectional time (s)									
		Cumulative time (s)	1:17.76								
		Speed (m/s)	15.69								
		Stride length (m)	nan								
		Stride duration (s)	nan								
		Stride efficiency (%)	nan								
		Stride count	0.00								



Note: Horizontal distance axis grid lines are 200m furlongs.

**Disclaimer.**

Tasracing Pty Ltd and Thoroughbred Ratings Pty Ltd accepts no responsibility for the completeness or accuracy of any of the information contained herein, and makes no representations about its suitability for any particular purpose. Users should make their own judgements about those matters and/or seek independent advice. You assume all risks associated with use of the data provided on this page.