



Race Results

Tasmanian Turf Club, Launceston, March 11, 2015

Compilation date: March 12, 2015, 11:51:56 AM (EST)

Copyright © 2015 Tasracing Pty Ltd. All rights reserved.

Trademarks.

StrideMASTER is a registered trademark of Thoroughbred Ratings Pty Ltd.

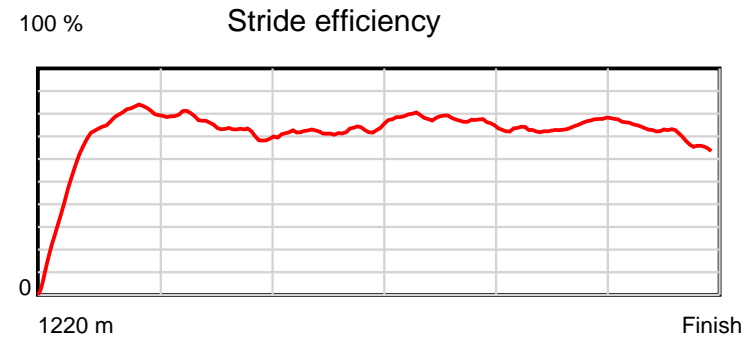
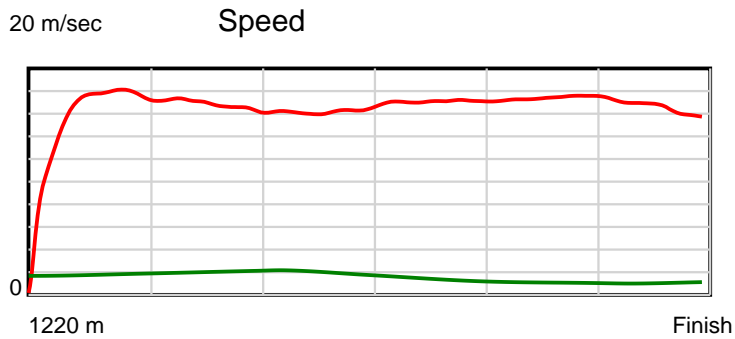
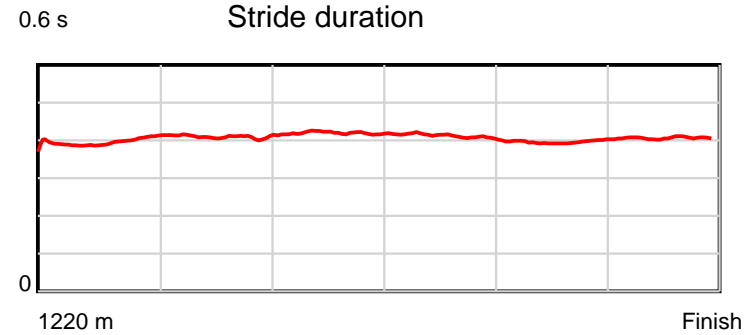
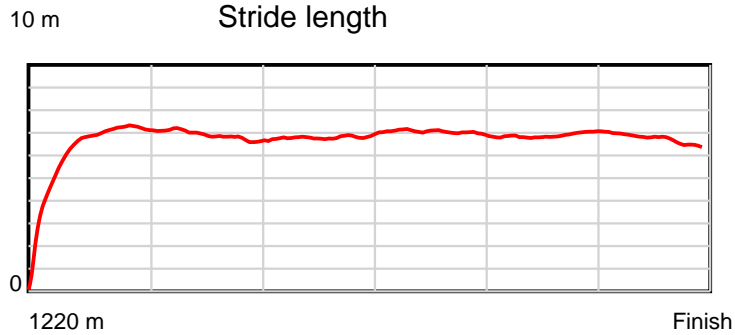
Disclaimer.

Tasracing Pty Ltd and Thoroughbred Ratings Pty Ltd accepts no responsibility for the completeness or accuracy of any of the information contained herein, and makes no representations about its suitability for any particular purpose. Users should make their own judgements about those matters and/or seek independent advice. You assume all risks associated with use of the data provided on this page.

Race Results

March 11, 2015, Race 2, 3Y MDN-SW, Distance 1220m, Mowbray - Offset 4m

Result	TAB no.	Horse (Barrier)	1220 to	1200m to	1000m to	800m to	600m to	400m to	200m to	Total or	Margin
1st	5	Sir Marmaduke (9)	1200m	1000m	800m	600m	400m	200m	WP	Average	
		Position in running (margin)	-	8(4.0)	1(0.0)	1(0.0)	1(0.0)	1(0.0)	1(0.0)		0.00
		Sectional time (s)	3.33	11.24	12.02	12.71	11.62	11.78	12.17		
		Cumulative time (s)	74.86	71.53	60.29	48.27	35.57	23.95	12.17	1:14.86	
		Speed (m/s)	6.01	17.79	16.64	15.74	17.21	16.98	16.43	16.30	
		Stride length (m)	2.28	7.00	6.79	6.57	7.09	6.72	6.66	6.58	
		Stride duration (s)	0.379	0.393	0.408	0.418	0.412	0.396	0.405	0.404	
		Stride efficiency (%)	8.10	76.60	72.01	67.51	78.50	70.59	69.23	67.76	
		Stride count	8.79	28.56	29.46	30.43	28.22	29.76	30.05	185.27	



Note: Horizontal distance axis grid lines are 200m furlongs.

Disclaimer.

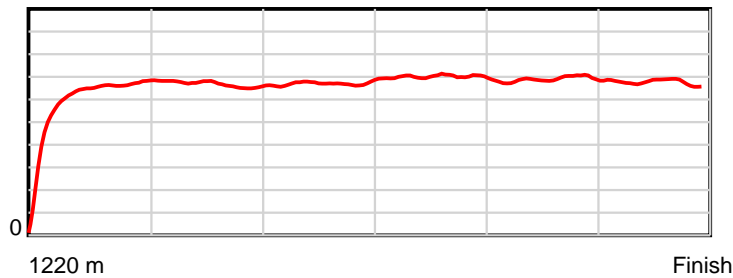
Tasracing Pty Ltd and Thoroughbred Ratings Pty Ltd accepts no responsibility for the completeness or accuracy of any of the information contained herein, and makes no representations about its suitability for any particular purpose. Users should make their own judgements about those matters and/or seek independent advice. You assume all risks associated with use of the data provided on this page.

Race Results

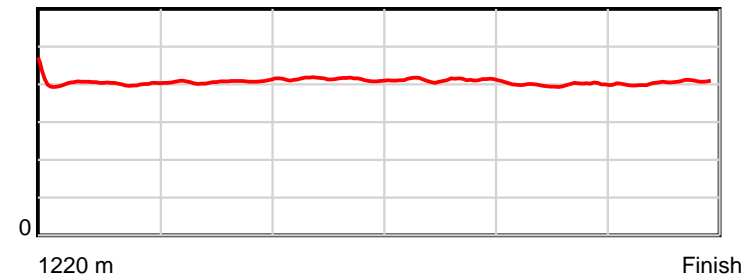
March 11, 2015, Race 2, 3Y MDN-SW, Distance 1220m, Mowbray - Offset 4m

Result	TAB no.	Horse (Barrier)	1220 to	1200m to	1000m to	800m to	600m to	400m to	200m to	Total or	Margin
2nd	11	Into the Wind (5)	1200m	1000m	800m	600m	400m	200m	WP	Average	
		Position in running (margin)	-	1(0.0)	2(0.8)	3(2.9)	3(2.4)	4(2.7)	3(2.8)		0.30
		Sectional time (s)	2.50	12.03	12.39	12.61	11.67	11.79	11.92		
		Cumulative time (s)	74.92	72.42	60.39	48.00	35.39	23.71	11.92	1:14.92	
		Speed (m/s)	8.02	16.63	16.14	15.86	17.14	16.96	16.78	16.29	
		Stride length (m)	3.13	6.67	6.56	6.56	7.04	6.76	6.79	6.60	
		Stride duration (s)	0.438	0.401	0.406	0.414	0.411	0.399	0.405	0.406	
		Stride efficiency (%)	15.31	69.52	67.26	67.27	77.53	71.50	72.05	68.15	
		Stride count	6.39	29.98	30.48	30.48	28.39	29.57	29.45	184.74	

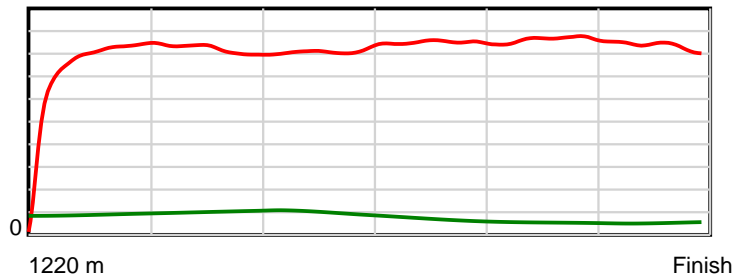
10 m Stride length



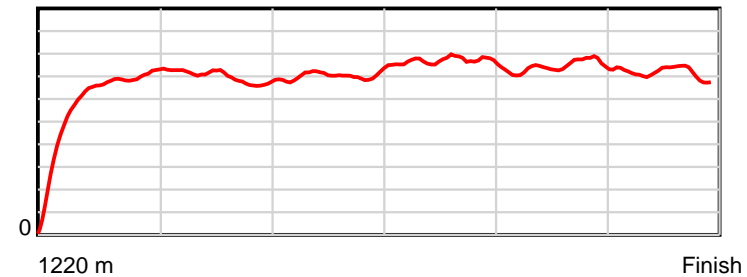
0.6 s Stride duration



20 m/sec Speed



100 % Stride efficiency



Note: Horizontal distance axis grid lines are 200m furlongs.

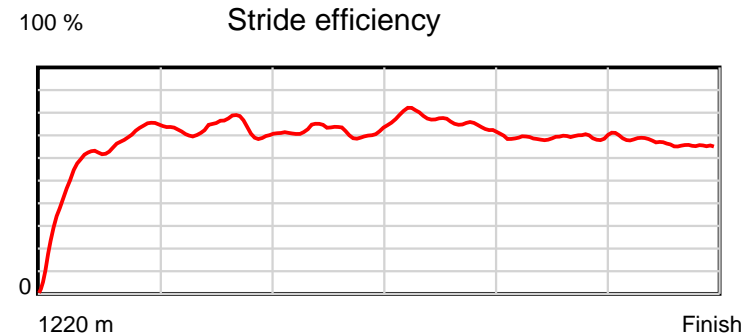
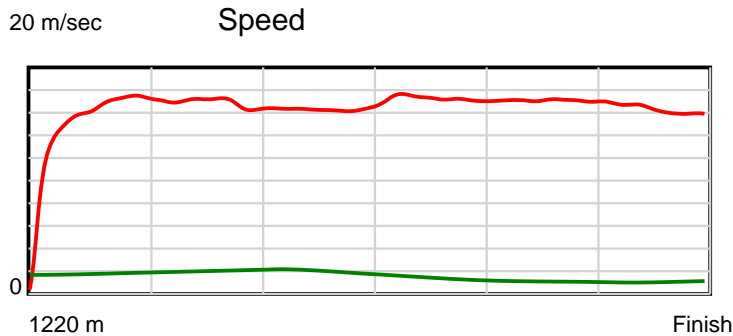
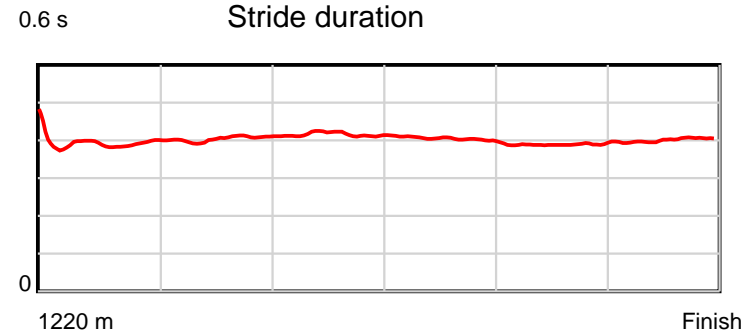
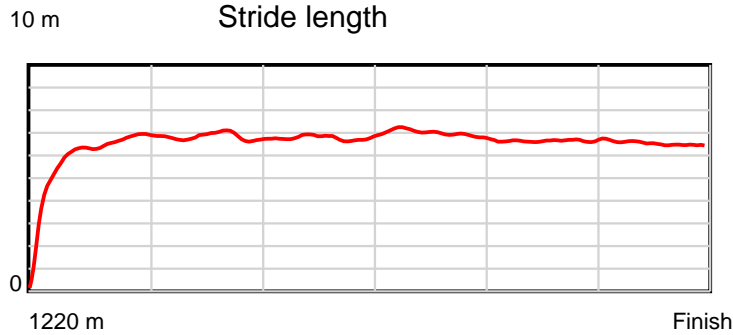
Disclaimer.

Tasracing Pty Ltd and Thoroughbred Ratings Pty Ltd accepts no responsibility for the completeness or accuracy of any of the information contained herein, and makes no representations about its suitability for any particular purpose. Users should make their own judgements about those matters and/or seek independent advice. You assume all risks associated with use of the data provided on this page.

Race Results

March 11, 2015, Race 2, 3Y MDN-SW, Distance 1220m, Mowbray - Offset 4m

Result	TAB no.	Horse (Barrier)	1220 to	1200m to	1000m to	800m to	600m to	400m to	200m to	Total or	Margin
3rd	12	Mona (11)	1200m	1000m	800m	600m	400m	200m	WP	Average	
		Position in running (margin)	-	4(1.6)	3(1.4)	2(2.4)	2(2.4)	2(2.1)	2(2.7)		2.10
		Sectional time (s)	2.89	11.87	12.19	12.70	11.57	11.87	12.15		
		Cumulative time (s)	75.25	72.36	60.49	48.30	35.60	24.02	12.15	1:15.25	
		Speed (m/s)	6.92	16.85	16.41	15.75	17.29	16.85	16.46	16.21	
		Stride length (m)	2.83	6.56	6.61	6.54	6.99	6.55	6.60	6.49	
		Stride duration (s)	0.437	0.389	0.403	0.415	0.405	0.389	0.401	0.401	
		Stride efficiency (%)	12.52	67.15	68.32	66.78	76.44	66.95	68.08	65.90	
		Stride count	7.07	30.51	30.25	30.59	28.60	30.55	30.30	187.87	



Note: Horizontal distance axis grid lines are 200m furlongs.

Disclaimer.

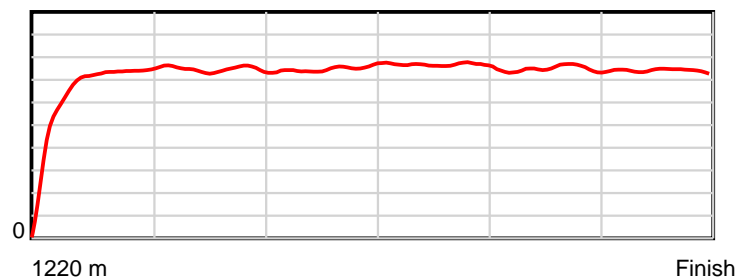
Tasracing Pty Ltd and Thoroughbred Ratings Pty Ltd accepts no responsibility for the completeness or accuracy of any of the information contained herein, and makes no representations about its suitability for any particular purpose. Users should make their own judgements about those matters and/or seek independent advice. You assume all risks associated with use of the data provided on this page.

Race Results

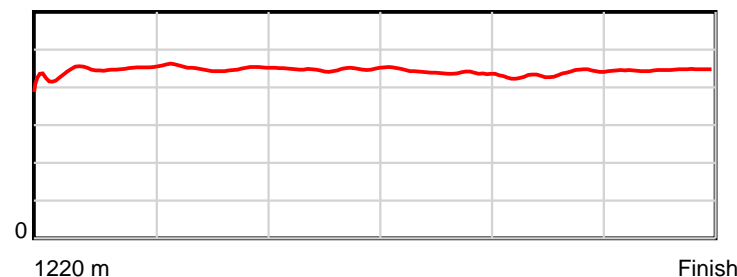
March 11, 2015, Race 2, 3Y MDN-SW, Distance 1220m, Mowbray - Offset 4m

Result	TAB no.	Horse (Barrier)	1220 to	1200m to	1000m to	800m to	600m to	400m to	200m to	Total or	Margin
4th	1	Becerikli (10)	1200m	1000m	800m	600m	400m	200m	WP	Average	
		Position in running (margin)	-	2(0.0)	6(3.3)	6(5.3)	4(2.9)	3(2.5)	4(4.2)		3.44
		Sectional time (s)	2.69	12.45	12.36	12.31	11.54	12.06	12.09		
		Cumulative time (s)	75.50	72.81	60.36	48.00	35.69	24.15	12.09	1:15.50	
		Speed (m/s)	7.44	16.06	16.18	16.25	17.33	16.58	16.54	16.16	
		Stride length (m)	2.76	7.11	7.29	7.28	7.65	7.20	7.39	7.12	
		Stride duration (s)	0.390	0.443	0.451	0.448	0.441	0.434	0.447	0.441	
		Stride efficiency (%)	11.88	79.08	83.14	82.84	91.33	80.94	85.45	79.30	
		Stride count	7.25	28.12	27.42	27.47	26.16	27.79	27.05	171.26	

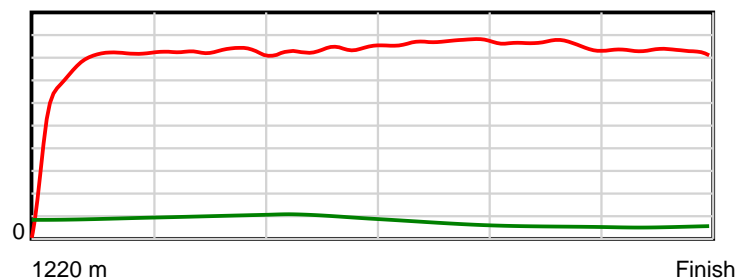
10 m Stride length



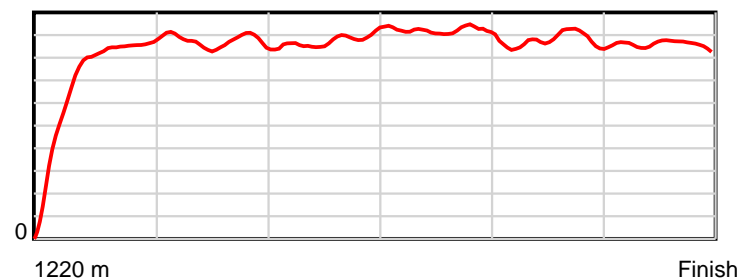
0.6 s Stride duration



20 m/sec Speed



100 % Stride efficiency



Note: Horizontal distance axis grid lines are 200m furlongs.

Disclaimer.

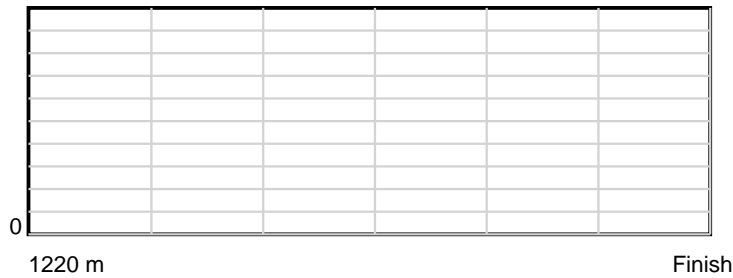
Tasracing Pty Ltd and Thoroughbred Ratings Pty Ltd accepts no responsibility for the completeness or accuracy of any of the information contained herein, and makes no representations about its suitability for any particular purpose. Users should make their own judgements about those matters and/or seek independent advice. You assume all risks associated with use of the data provided on this page.

Race Results


March 11, 2015, Race 2, 3Y MDN-SW, Distance 1220m, Mowbray - Offset 4m

Result	TAB no.	Horse (Barrier)	1220 to	1200m to	1000m to	800m to	600m to	400m to	200m to	Total or	Margin
5th	6	Windell (4)									
		Position in running (margin)									
		Sectional time (s)									
		Cumulative time (s)									
		Speed (m/s)									
		Stride length (m)									
		Stride duration (s)									
		Stride efficiency (%)									
		Stride count									

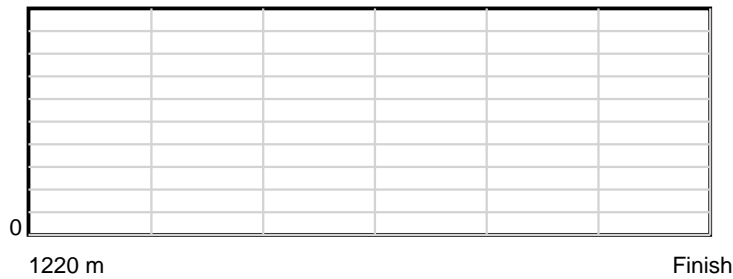
10 m Stride length



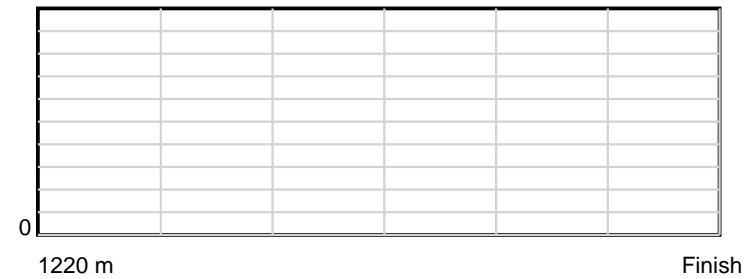
0.6 s Stride duration



20 m/sec Speed



100 % Stride efficiency



Note: Horizontal distance axis grid lines are 200m furlongs.

Disclaimer.

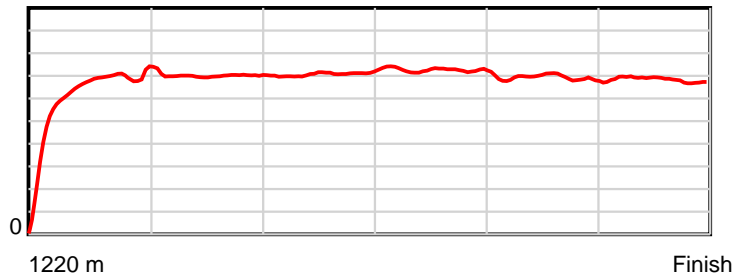
Tasracing Pty Ltd and Thoroughbred Ratings Pty Ltd accepts no responsibility for the completeness or accuracy of any of the information contained herein, and makes no representations about its suitability for any particular purpose. Users should make their own judgements about those matters and/or seek independent advice. You assume all risks associated with use of the data provided on this page.

Race Results

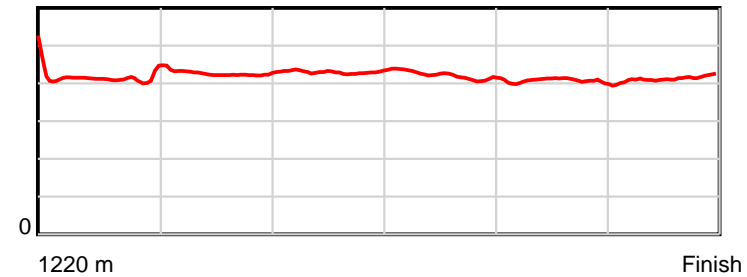
March 11, 2015, Race 2, 3Y MDN-SW, Distance 1220m, Mowbray - Offset 4m

Result	TAB no.	Horse (Barrier)	1220 to	1200m to	1000m to	800m to	600m to	400m to	200m to	Total or	Margin
6th	9	Dance Thru Fra... (7)	1200m	1000m	800m	600m	400m	200m	WP	Average	
		Position in running (margin)	-	3(0.4)	4(1.4)	5(4.4)	6(3.9)	6(3.7)	5(5.4)		5.50
		Sectional time (s)	2.89	12.08	12.51	12.62	11.59	12.05	12.15		
		Cumulative time (s)	75.89	73.00	60.93	48.42	35.79	24.20	12.15	1:15.89	
		Speed (m/s)	6.93	16.56	15.99	15.85	17.26	16.60	16.46	16.08	
		Stride length (m)	3.36	6.70	6.81	6.78	7.24	6.70	6.79	6.72	
		Stride duration (s)	0.471	0.405	0.426	0.428	0.419	0.404	0.413	0.418	
		Stride efficiency (%)	17.60	70.17	72.43	71.89	81.88	70.21	72.13	70.53	
		Stride count	5.96	29.85	29.38	29.49	27.63	29.84	29.44	181.59	

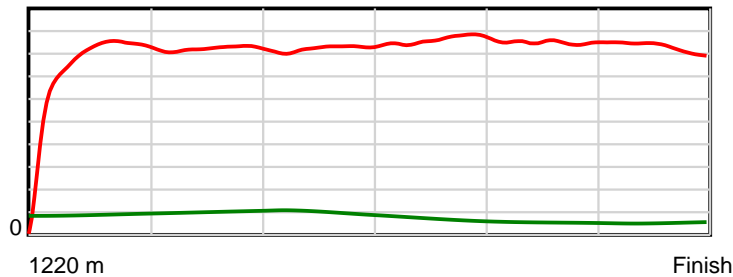
10 m Stride length



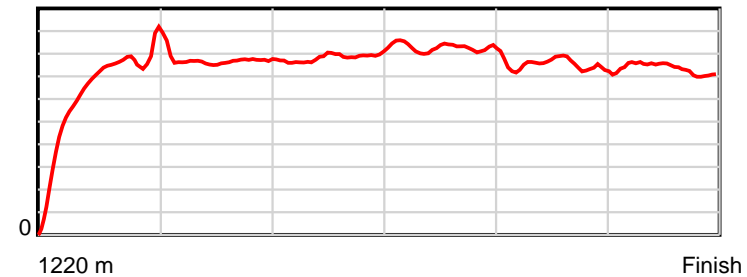
0.6 s Stride duration



20 m/sec Speed



100 % Stride efficiency



Note: Horizontal distance axis grid lines are 200m furlongs.

Disclaimer.

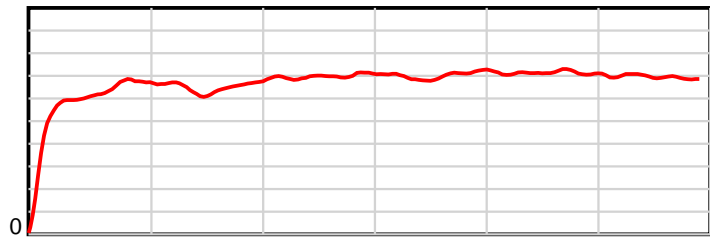
Tasracing Pty Ltd and Thoroughbred Ratings Pty Ltd accepts no responsibility for the completeness or accuracy of any of the information contained herein, and makes no representations about its suitability for any particular purpose. Users should make their own judgements about those matters and/or seek independent advice. You assume all risks associated with use of the data provided on this page.

Race Results

March 11, 2015, Race 2, 3Y MDN-SW, Distance 1220m, Mowbray - Offset 4m

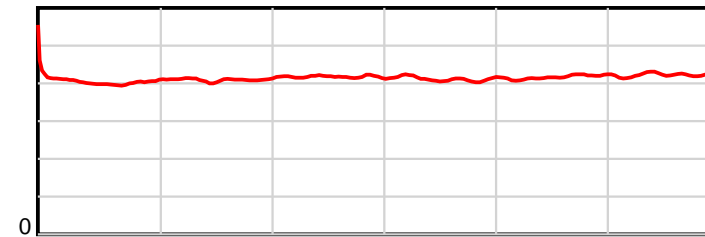
Result	TAB no.	Horse (Barrier)	1220 to	1200m to	1000m to	800m to	600m to	400m to	200m to	Total or	Margin
7th	10	Hey Girl (2)	1200m	1000m	800m	600m	400m	200m	WP	Average	
		Position in running (margin)	-	6(2.5)	7(4.2)	8(9.1)	7(6.0)	7(5.6)	7(6.9)		5.60
		Sectional time (s)	3.13	12.19	12.84	12.18	11.56	11.99	12.02		
		Cumulative time (s)	75.91	72.78	60.58	47.74	35.56	24.01	12.02	1:15.90	
		Speed (m/s)	6.40	16.41	15.58	16.42	17.30	16.68	16.64	16.07	
		Stride length (m)	2.52	6.60	6.36	6.83	7.12	6.93	7.03	6.62	
		Stride duration (s)	0.406	0.402	0.408	0.416	0.411	0.415	0.423	0.412	
		Stride efficiency (%)	9.91	67.98	63.21	72.97	79.24	75.07	77.25	68.42	
		Stride count	7.94	30.32	31.45	29.27	28.09	28.86	28.45	184.38	

10 m Stride length



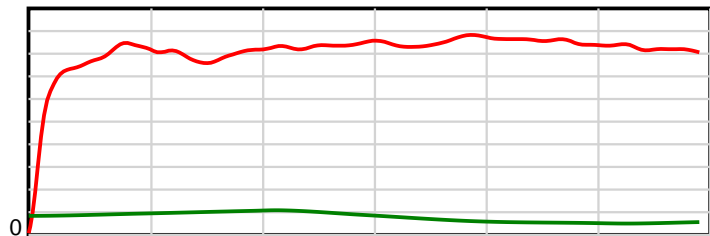
1220 m Finish

0.6 s Stride duration



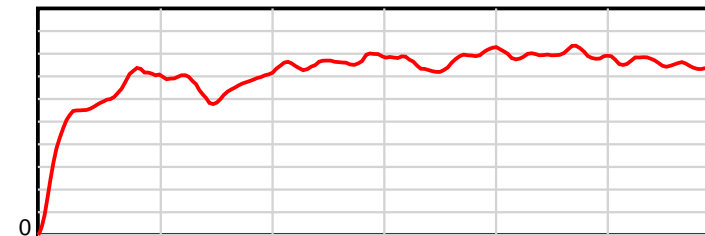
1220 m Finish

20 m/sec Speed



1220 m Finish

100 % Stride efficiency



1220 m Finish

Note: Horizontal distance axis grid lines are 200m furlongs.

Disclaimer.

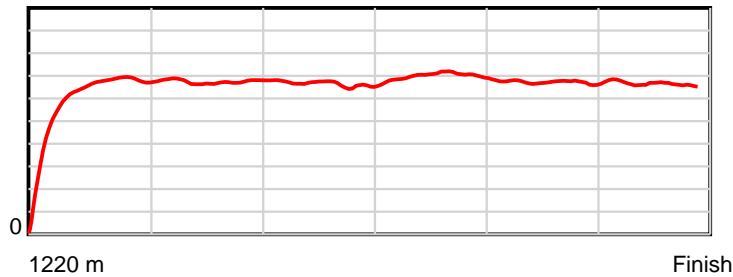
Tasracing Pty Ltd and Thoroughbred Ratings Pty Ltd accepts no responsibility for the completeness or accuracy of any of the information contained herein, and makes no representations about its suitability for any particular purpose. Users should make their own judgements about those matters and/or seek independent advice. You assume all risks associated with use of the data provided on this page.

Race Results

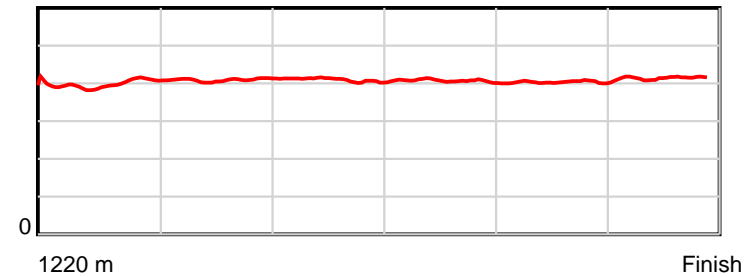
March 11, 2015, Race 2, 3Y MDN-SW, Distance 1220m, Mowbray - Offset 4m

Result	TAB no.	Horse (Barrier)	1220 to	1200m to	1000m to	800m to	600m to	400m to	200m to	Total or	Margin
8th	8	Cool Kisses (8)	1200m	1000m	800m	600m	400m	200m	WP	Average	
		Position in running (margin)	-	7(2.9)	5(2.2)	4(3.5)	5(3.8)	5(3.2)	6(6.0)		6.40
		Sectional time (s)	3.25	11.78	12.25	12.76	11.52	12.23	12.27		
		Cumulative time (s)	76.06	72.81	61.02	48.78	36.02	24.50	12.27	1:16.06	
		Speed (m/s)	6.16	16.98	16.33	15.67	17.36	16.35	16.30	16.04	
		Stride length (m)	2.48	6.73	6.67	6.42	7.05	6.59	6.74	6.51	
		Stride duration (s)	0.402	0.397	0.408	0.409	0.406	0.403	0.413	0.406	
		Stride efficiency (%)	9.58	70.82	69.52	64.32	77.76	67.81	70.94	66.28	
		Stride count	8.08	29.71	29.98	31.17	28.35	30.36	29.68	187.33	

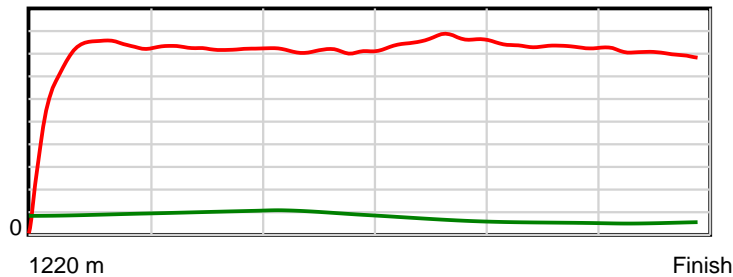
10 m Stride length



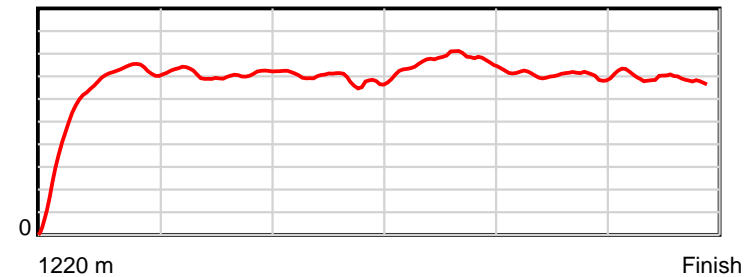
0.6 s Stride duration



20 m/sec Speed



100 % Stride efficiency



Note: Horizontal distance axis grid lines are 200m furlongs.

Disclaimer.

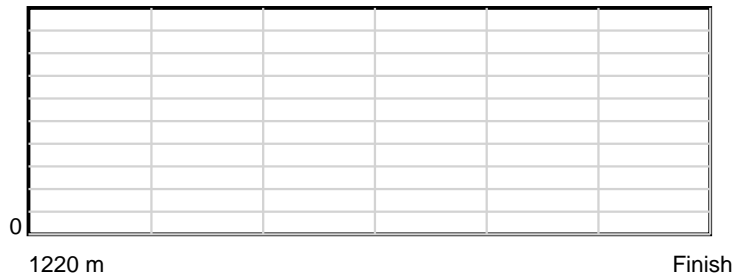
Tasracing Pty Ltd and Thoroughbred Ratings Pty Ltd accepts no responsibility for the completeness or accuracy of any of the information contained herein, and makes no representations about its suitability for any particular purpose. Users should make their own judgements about those matters and/or seek independent advice. You assume all risks associated with use of the data provided on this page.

Race Results


March 11, 2015, Race 2, 3Y MDN-SW, Distance 1220m, Mowbray - Offset 4m

Result	TAB no.	Horse (Barrier)	1220 to	1200m to	1000m to	800m to	600m to	400m to	200m to	Total or	Margin
9th	4	Prince of Rive... (6)									
		Position in running (margin)									
		Sectional time (s)									
		Cumulative time (s)									
		Speed (m/s)									
		Stride length (m)									
		Stride duration (s)									
		Stride efficiency (%)									
		Stride count									

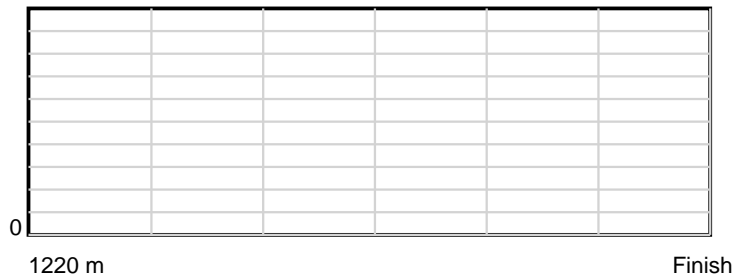
10 m Stride length



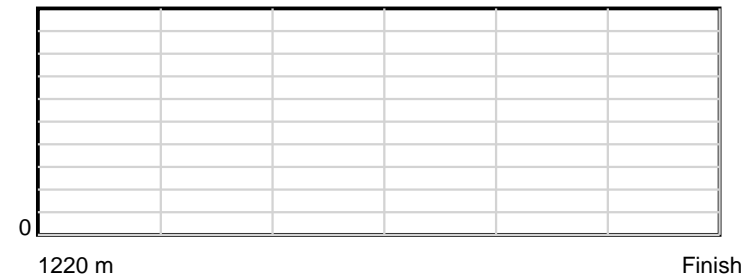
0.6 s Stride duration



20 m/sec Speed



100 % Stride efficiency



Note: Horizontal distance axis grid lines are 200m furlongs.

Disclaimer.

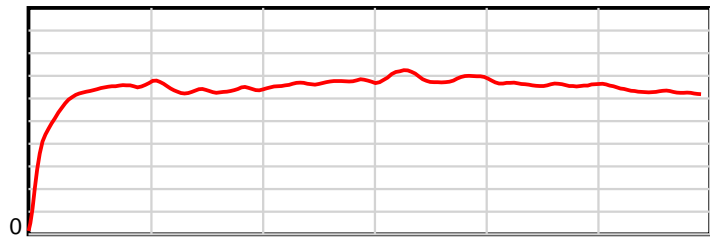
Tasracing Pty Ltd and Thoroughbred Ratings Pty Ltd accepts no responsibility for the completeness or accuracy of any of the information contained herein, and makes no representations about its suitability for any particular purpose. Users should make their own judgements about those matters and/or seek independent advice. You assume all risks associated with use of the data provided on this page.

Race Results

March 11, 2015, Race 2, 3Y MDN-SW, Distance 1220m, Mowbray - Offset 4m

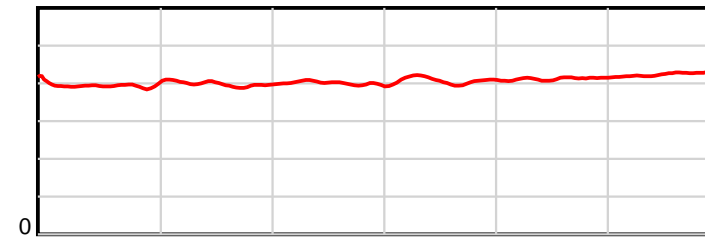
Result	TAB no.	Horse (Barrier)	1220 to	1200m to	1000m to	800m to	600m to	400m to	200m to	Total or	Margin
11th	7	California Lov... (3)	1200m	1000m	800m	600m	400m	200m	WP	Average	
		Position in running (margin)	-	5(1.9)	8(4.3)	7(8.0)	8(6.2)	8(6.3)	8(12.1)		18.70
		Sectional time (s)	3.49	12.30	12.64	12.41	11.62	12.74	13.27		
		Cumulative time (s)	78.47	74.98	62.68	50.05	37.64	26.01	13.27	1:18.47	
		Speed (m/s)	5.73	16.26	15.82	16.12	17.21	15.70	15.07	15.55	
		Stride length (m)	2.70	6.37	6.31	6.44	7.02	6.46	6.41	6.35	
		Stride duration (s)	0.401	0.392	0.399	0.400	0.408	0.412	0.425	0.408	
		Stride efficiency (%)	11.38	63.47	62.29	64.91	76.91	65.20	64.19	62.97	
		Stride count	7.41	31.38	31.68	31.03	28.51	30.96	31.21	192.18	

10 m Stride length



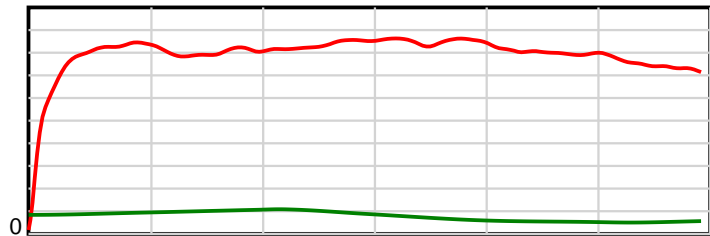
1220 m Finish

0.6 s Stride duration



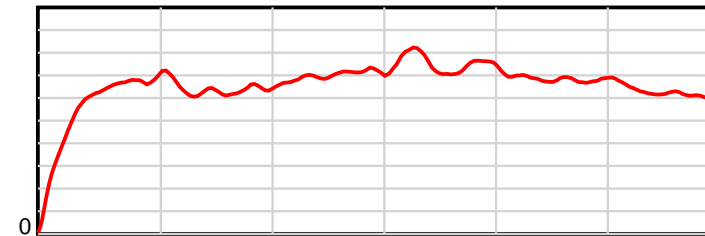
1220 m Finish

20 m/sec Speed



1220 m Finish

100 % Stride efficiency



1220 m Finish

Note: Horizontal distance axis grid lines are 200m furlongs.

Disclaimer.

Tasracing Pty Ltd and Thoroughbred Ratings Pty Ltd accepts no responsibility for the completeness or accuracy of any of the information contained herein, and makes no representations about its suitability for any particular purpose. Users should make their own judgements about those matters and/or seek independent advice. You assume all risks associated with use of the data provided on this page.