



Race Results

Tasmanian Racing Club, Hobart, March 29, 2015

Compilation date: March 30, 2015, 9:14:17 AM (AEDT)

Copyright © 2015 Tasracing Pty Ltd. All rights reserved.

Trademarks.

StrideMASTER is a registered trademark of Thoroughbred Ratings Pty Ltd.

Disclaimer.

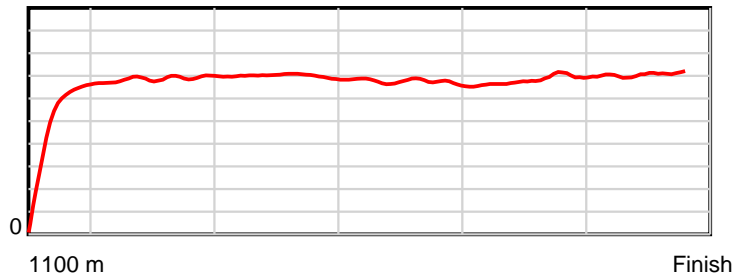
Tasracing Pty Ltd and Thoroughbred Ratings Pty Ltd accepts no responsibility for the completeness or accuracy of any of the information contained herein, and makes no representations about its suitability for any particular purpose. Users should make their own judgements about those matters and/or seek independent advice. You assume all risks associated with use of the data provided on this page.

Race Results

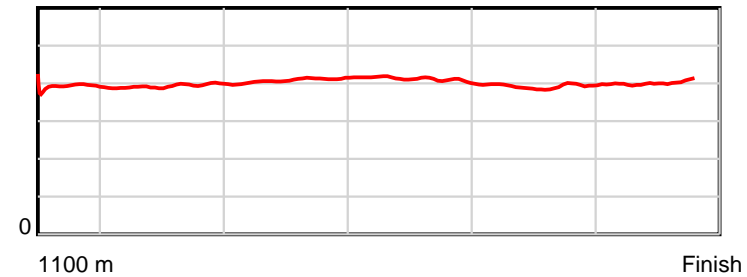
March 29, 2015, Race 1, 3Y MDN-SW, Distance 1100m, Elwick Course Proper - Offset 3m

Result	TAB no.	Horse (Barrier)	1100 to	1000m to	800m to	600m to	400m to	200m to	Total or	Margin
1st	3	Silver Bolt (1)	1000m	800m	600m	400m	200m	WP	Average	
		Position in running (margin)	-	1(0.0)	2(0.6)	2(0.5)	3(1.1)	1(0.0)		0.00
		Sectional time (s)	8.71	11.00	11.40	12.27	11.61	11.20		
		Cumulative time (s)	66.19	57.48	46.47	35.08	22.81	11.20	1:06.18	
		Speed (m/s)	11.48	18.18	17.54	16.30	17.23	17.86	16.62	
		Stride length (m)	4.66	7.12	7.12	6.74	6.75	7.17	6.67	
		Stride duration (s)	0.403	0.392	0.406	0.413	0.392	0.401	0.402	
		Stride efficiency (%)	33.95	79.29	79.17	70.97	71.26	80.24	69.59	
		Stride count	21.45	28.08	28.10	29.68	29.62	27.91	164.84	

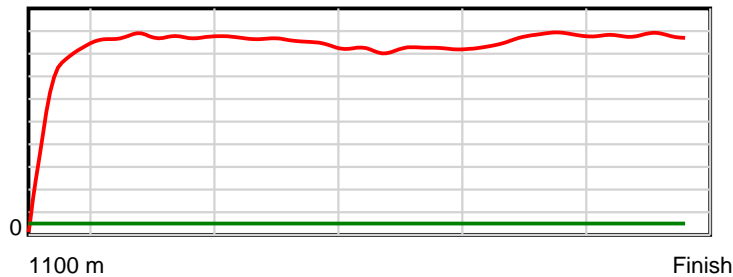
10 m Stride length



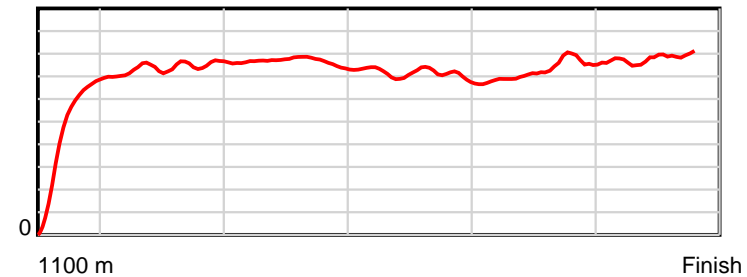
0.6 s Stride duration



20 m/sec Speed



100 % Stride efficiency



Note: Horizontal distance axis grid lines are 200m furlongs.

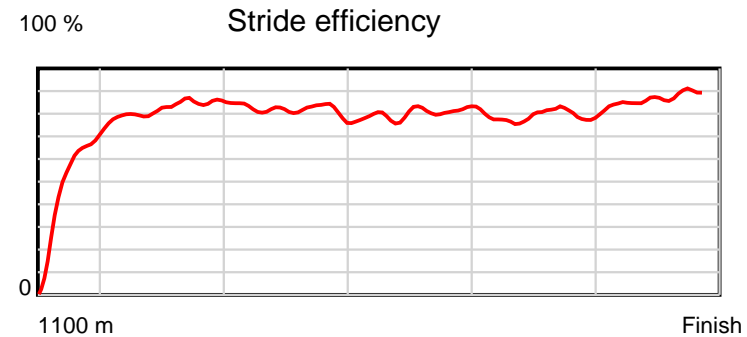
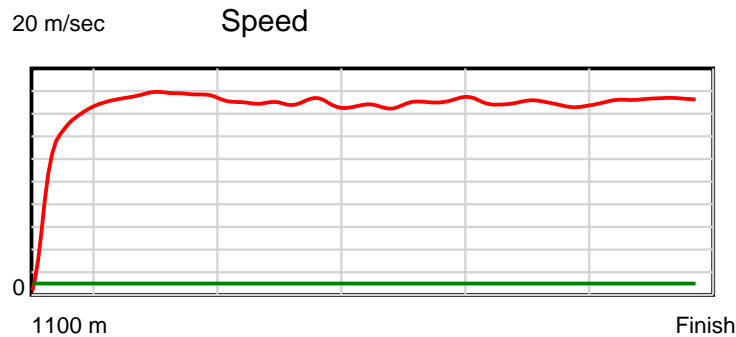
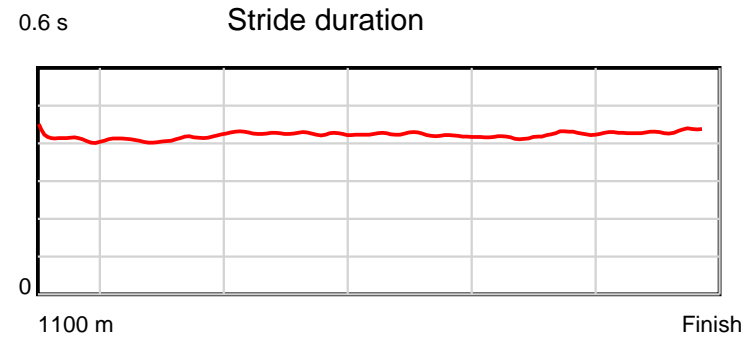
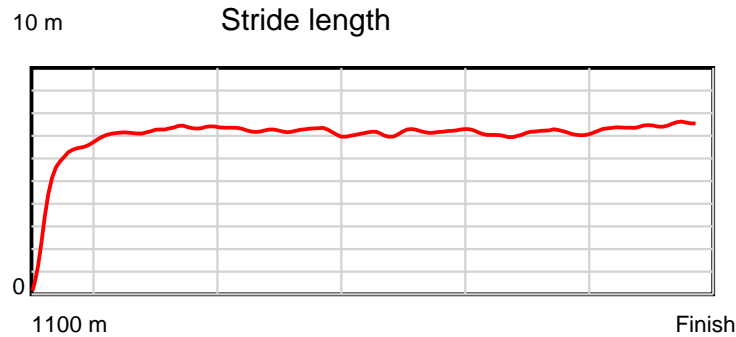
Disclaimer.

Tasracing Pty Ltd and Thoroughbred Ratings Pty Ltd accepts no responsibility for the completeness or accuracy of any of the information contained herein, and makes no representations about its suitability for any particular purpose. Users should make their own judgements about those matters and/or seek independent advice. You assume all risks associated with use of the data provided on this page.

Race Results

March 29, 2015, Race 1, 3Y MDN-SW, Distance 1100m, Elwick Course Proper - Offset 3m

Result	TAB no.	Horse (Barrier)	1100 to	1000m to	800m to	600m to	400m to	200m to	Total or	Margin
2nd	1	Blu to Be Sure (5)	1000m	800m	600m	400m	200m	WP	Average	
		Position in running (margin)	-	6(2.5)	6(2.7)	6(3.3)	4(1.1)	4(1.2)		3.80
		Sectional time (s)	9.31	10.94	11.51	11.80	11.81	11.51		
		Cumulative time (s)	66.88	57.57	46.63	35.12	23.31	11.51	1:06.87	
		Speed (m/s)	10.74	18.28	17.38	16.95	16.93	17.38	16.45	
		Stride length (m)	4.54	7.52	7.42	7.17	7.11	7.49	6.95	
		Stride duration (s)	0.411	0.411	0.427	0.423	0.420	0.431	0.422	
		Stride efficiency (%)	32.16	88.25	85.94	80.33	79.08	87.65	75.42	
		Stride count	22.04	26.61	26.97	27.90	28.11	26.71	158.34	



Note: Horizontal distance axis grid lines are 200m furlongs.

Disclaimer.

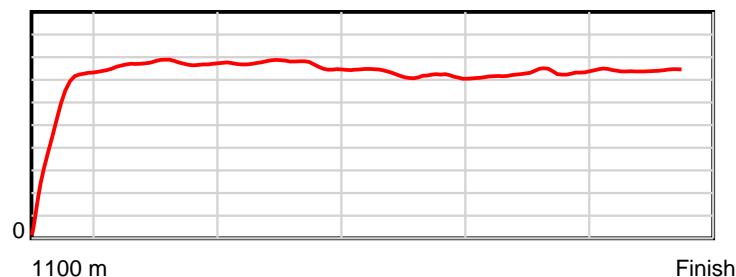
Tasracing Pty Ltd and Thoroughbred Ratings Pty Ltd accepts no responsibility for the completeness or accuracy of any of the information contained herein, and makes no representations about its suitability for any particular purpose. Users should make their own judgements about those matters and/or seek independent advice. You assume all risks associated with use of the data provided on this page.

Race Results

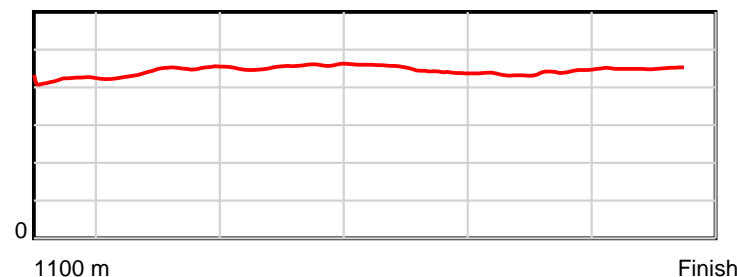
March 29, 2015, Race 1, 3Y MDN-SW, Distance 1100m, Elwick Course Proper - Offset 3m

Result	TAB no.	Horse (Barrier)	1100 to	1000m to	800m to	600m to	400m to	200m to	Total or	Margin
3rd	2	Little Mocha (3)	1000m	800m	600m	400m	200m	WP	Average	
		Position in running (margin)	-	5(2.1)	1(0.0)	1(0.0)	2(0.2)	2(0.9)		5.60
		Sectional time (s)	9.13	10.55	11.41	12.19	11.91	12.03		
		Cumulative time (s)	67.22	58.09	47.55	36.14	23.94	12.03	1:07.21	
		Speed (m/s)	10.96	18.96	17.53	16.41	16.79	16.63	16.37	
		Stride length (m)	4.68	8.32	7.95	7.43	7.32	7.47	7.26	
		Stride duration (s)	0.422	0.439	0.454	0.453	0.436	0.450	0.444	
		Stride efficiency (%)	34.30	108.27	98.78	86.33	83.72	87.31	82.35	
		Stride count	21.35	24.03	25.16	26.91	27.32	26.76	151.53	

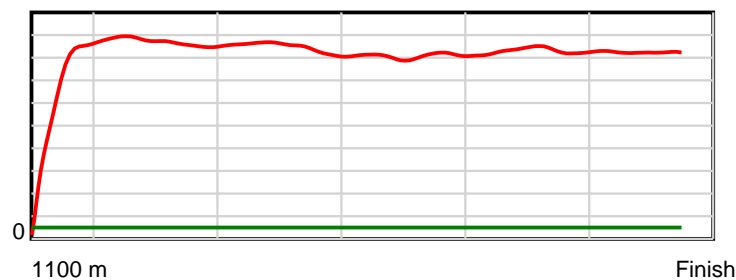
10 m Stride length



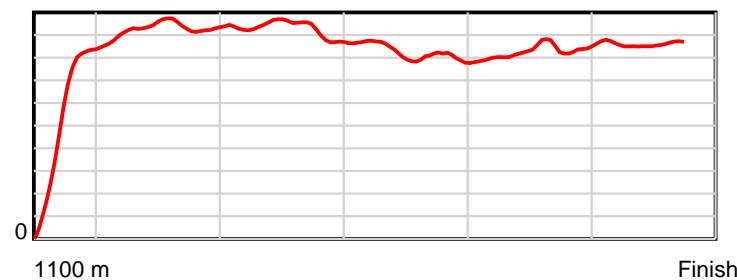
0.6 s Stride duration



20 m/sec Speed



100 % Stride efficiency



Note: Horizontal distance axis grid lines are 200m furlongs.

Disclaimer.

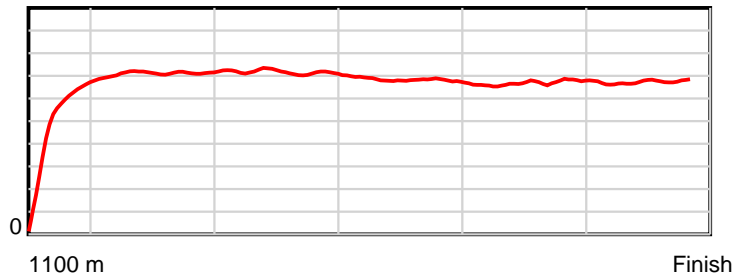
Tasracing Pty Ltd and Thoroughbred Ratings Pty Ltd accepts no responsibility for the completeness or accuracy of any of the information contained herein, and makes no representations about its suitability for any particular purpose. Users should make their own judgements about those matters and/or seek independent advice. You assume all risks associated with use of the data provided on this page.

Race Results

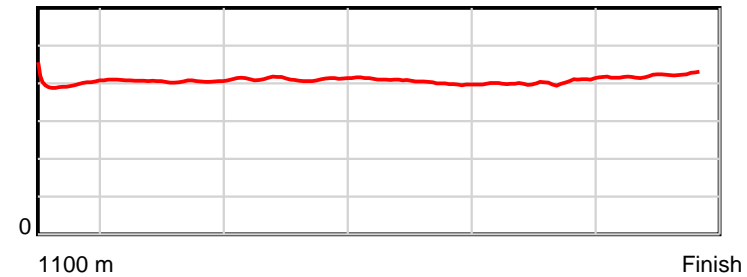
March 29, 2015, Race 1, 3Y MDN-SW, Distance 1100m, Elwick Course Proper - Offset 3m

Result	TAB no.	Horse (Barrier)	1100 to	1000m to	800m to	600m to	400m to	200m to	Total or	Margin
4th	8	La Belle Moi (7)	1000m	800m	600m	400m	200m	WP	Average	
		Position in running (margin)	-	2(0.4)	4(1.6)	3(1.3)	1(0.0)	3(1.0)		8.40
		Sectional time (s)	9.08	11.10	11.36	11.96	11.96	12.29		
		Cumulative time (s)	67.74	58.66	47.56	36.20	24.25	12.29	1:07.73	
		Speed (m/s)	11.01	18.02	17.61	16.72	16.72	16.27	16.24	
		Stride length (m)	4.68	7.32	7.22	6.79	6.69	6.85	6.67	
		Stride duration (s)	0.406	0.406	0.410	0.406	0.400	0.421	0.411	
		Stride efficiency (%)	34.22	83.75	81.36	72.03	69.93	73.33	69.48	
		Stride count	21.37	27.32	27.72	29.46	29.90	29.20	164.97	

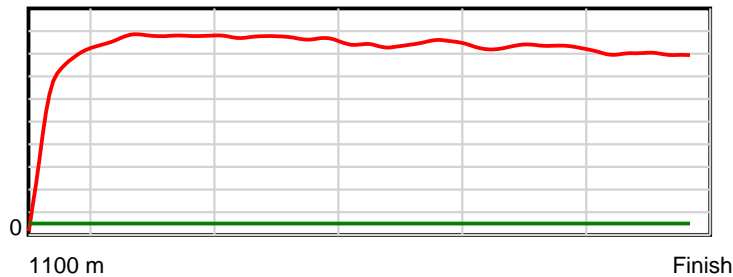
10 m Stride length



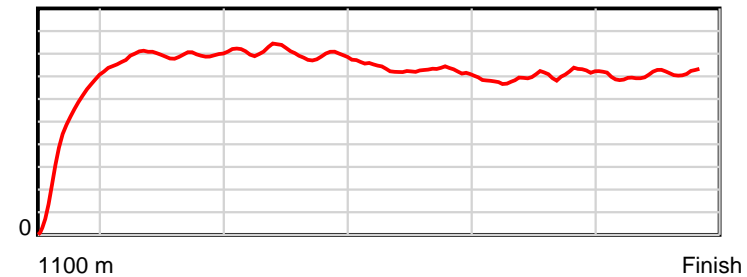
0.6 s Stride duration



20 m/sec Speed



100 % Stride efficiency



Note: Horizontal distance axis grid lines are 200m furlongs.

Disclaimer.

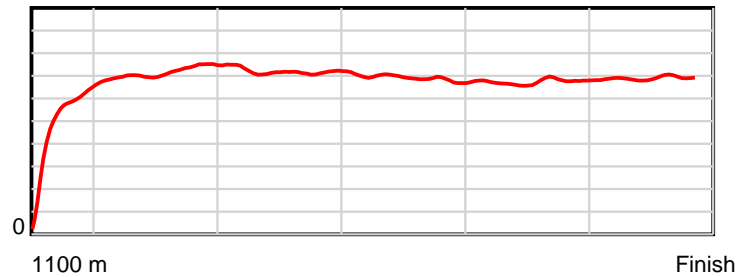
Tasracing Pty Ltd and Thoroughbred Ratings Pty Ltd accepts no responsibility for the completeness or accuracy of any of the information contained herein, and makes no representations about its suitability for any particular purpose. Users should make their own judgements about those matters and/or seek independent advice. You assume all risks associated with use of the data provided on this page.

Race Results

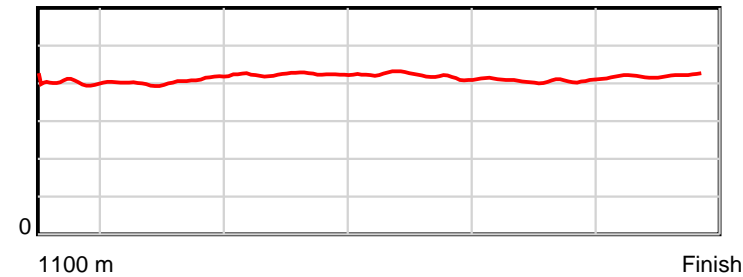
March 29, 2015, Race 1, 3Y MDN-SW, Distance 1100m, Elwick Course Proper - Offset 3m

Result	TAB no.	Horse (Barrier)	1100 to	1000m to	800m to	600m to	400m to	200m to	Total or	Margin
5th	5	Delzangles (6)	1000m	800m	600m	400m	200m	WP	Average	
		Position in running (margin)	-	4(1.2)	5(2.4)	5(3.1)	5(2.3)	5(4.0)		9.40
		Sectional time (s)	9.19	11.10	11.53	12.03	12.09	12.00		
		Cumulative time (s)	67.93	58.74	47.65	36.11	24.09	12.00	1:07.93	
		Speed (m/s)	10.88	18.02	17.35	16.63	16.54	16.67	16.19	
		Stride length (m)	4.66	7.28	7.35	7.00	6.73	6.99	6.75	
		Stride duration (s)	0.411	0.404	0.424	0.421	0.407	0.419	0.417	
		Stride efficiency (%)	33.93	82.89	84.47	76.66	70.85	76.33	71.17	
		Stride count	21.46	27.46	27.20	28.55	29.70	28.62	162.99	

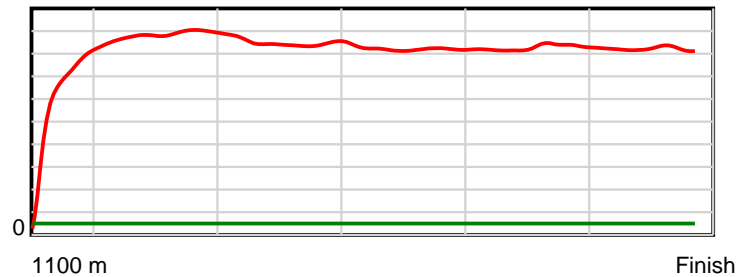
10 m Stride length



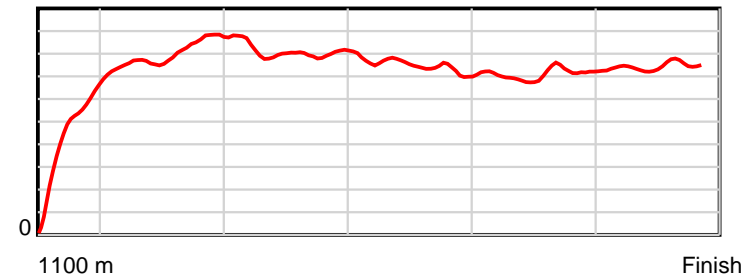
0.6 s Stride duration



20 m/sec Speed



100 % Stride efficiency



Note: Horizontal distance axis grid lines are 200m furlongs.

Disclaimer.

Tasracing Pty Ltd and Thoroughbred Ratings Pty Ltd accepts no responsibility for the completeness or accuracy of any of the information contained herein, and makes no representations about its suitability for any particular purpose. Users should make their own judgements about those matters and/or seek independent advice. You assume all risks associated with use of the data provided on this page.

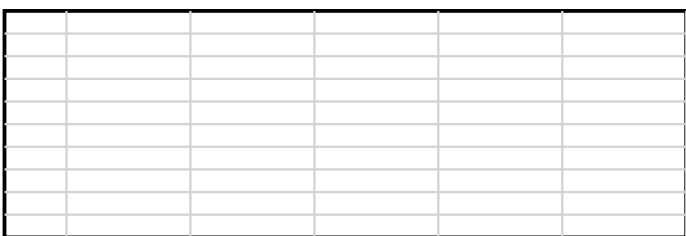
Race Results

March 29, 2015, Race 1, 3Y MDN-SW, Distance 1100m, Elwick Course Proper - Offset 3m

Result	TAB no.	Horse (Barrier)	1100 to	1000m to	800m to	600m to	400m to	200m to	Total or	Margin
6th	7	Heaps of Heart (4)								
		Position in running (margin)								
		Sectional time (s)								
		Cumulative time (s)								
		Speed (m/s)								
		Stride length (m)								
		Stride duration (s)								
		Stride efficiency (%)								
		Stride count								

10 m

Stride length

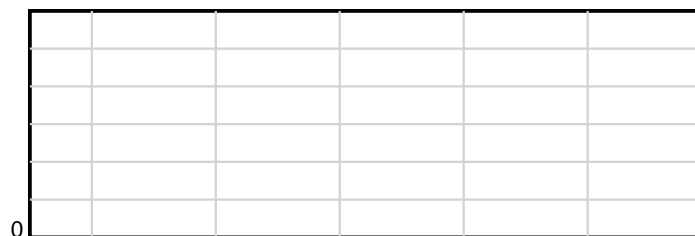


1100 m

Finish

0.6 s

Stride duration

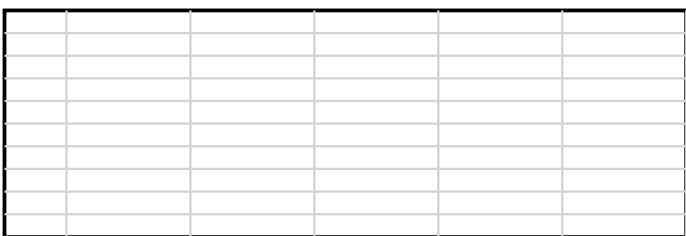


1100 m

Finish

20 m/sec

Speed

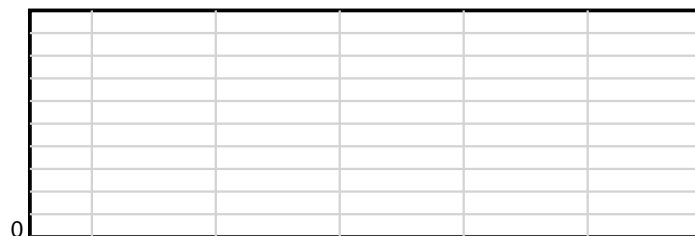


1100 m

Finish

100 %

Stride efficiency



1100 m

Finish

Note: Horizontal distance axis grid lines are 200m furlongs.

Disclaimer.

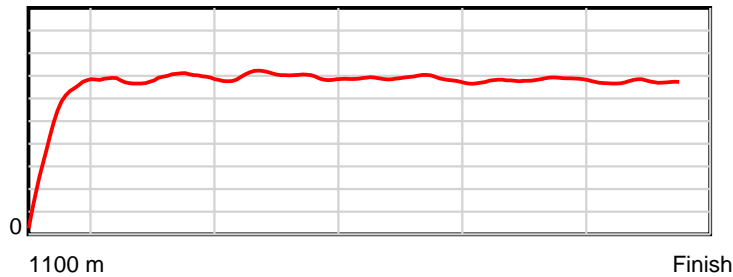
Tasracing Pty Ltd and Thoroughbred Ratings Pty Ltd accepts no responsibility for the completeness or accuracy of any of the information contained herein, and makes no representations about its suitability for any particular purpose. Users should make their own judgements about those matters and/or seek independent advice. You assume all risks associated with use of the data provided on this page.

Race Results

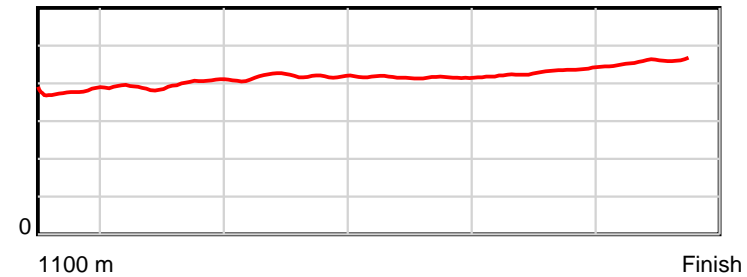
March 29, 2015, Race 1, 3Y MDN-SW, Distance 1100m, Elwick Course Proper - Offset 3m

Result	TAB no.	Horse (Barrier)	1100 to	1000m to	800m to	600m to	400m to	200m to	Total or	Margin
7th	6	Gee Gees Tismo... (2)	1000m	800m	600m	400m	200m	WP	Average	
		Position in running (margin)	-	3(0.8)	3(0.8)	4(2.5)	6(2.3)	6(6.2)		22.70
		Sectional time (s)	9.78	10.91	11.70	12.13	12.44	13.60		
		Cumulative time (s)	70.56	60.78	49.88	38.18	26.05	13.60	1:10.56	
		Speed (m/s)	10.23	18.33	17.09	16.49	16.08	14.71	15.59	
		Stride length (m)	4.29	7.19	7.11	6.87	6.81	6.69	6.56	
		Stride duration (s)	0.377	0.392	0.416	0.417	0.424	0.455	0.421	
		Stride efficiency (%)	28.78	80.85	79.10	73.68	72.43	69.93	67.29	
		Stride count	23.30	27.81	28.11	29.13	29.38	29.90	167.63	

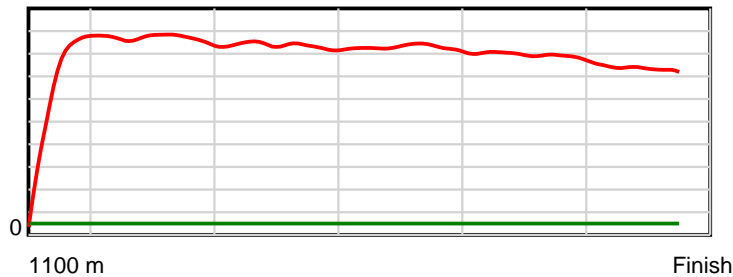
10 m Stride length



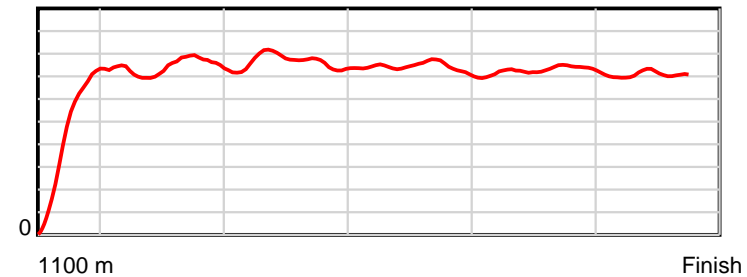
0.6 s Stride duration



20 m/sec Speed



100 % Stride efficiency



Note: Horizontal distance axis grid lines are 200m furlongs.

Disclaimer.

Tasracing Pty Ltd and Thoroughbred Ratings Pty Ltd accepts no responsibility for the completeness or accuracy of any of the information contained herein, and makes no representations about its suitability for any particular purpose. Users should make their own judgements about those matters and/or seek independent advice. You assume all risks associated with use of the data provided on this page.