



Race Results

Tasmanian Turf Club, Launceston, April 08, 2015

Compilation date: April 9, 2015, 11:49:11 AM (AEST)

Copyright © 2015 Tasracing Pty Ltd. All rights reserved.

Trademarks.

StrideMASTER is a registered trademark of Thoroughbred Ratings Pty Ltd.

Disclaimer.

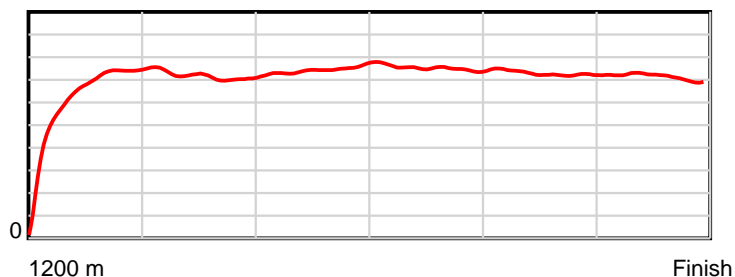
Tasracing Pty Ltd and Thoroughbred Ratings Pty Ltd accepts no responsibility for the completeness or accuracy of any of the information contained herein, and makes no representations about its suitability for any particular purpose. Users should make their own judgements about those matters and/or seek independent advice. You assume all risks associated with use of the data provided on this page.

Race Results

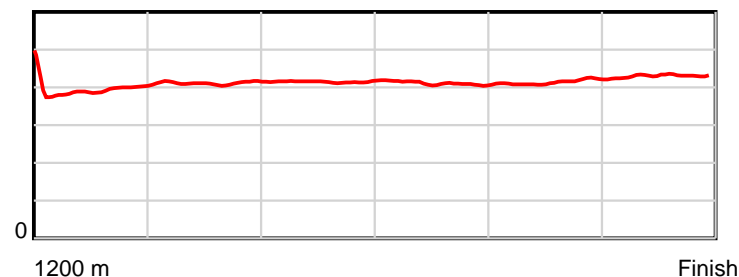
April 08, 2015, Race 1, 2UP MDN-SW, Distance 1200m, Mowbray - Offset 5m

| Result | TAB no. | Horse (Barrier) | 1200 to | 1000m to | 800m to | 600m to | 400m to | 200m to | Total or | Margin |
|--------|---------|------------------------------|---------|----------|---------|---------|---------|---------|----------|--------|
| 1st | 5 | Another Charle... (12) | 1000m | 800m | 600m | 400m | 200m | WP | Average | |
| | | Position in running (margin) | - | 1(0.0) | 1(0.0) | 1(0.0) | 1(0.0) | 1(0.0) | | 0.00 |
| | | Sectional time (s) | 13.43 | 11.40 | 11.40 | 10.81 | 11.62 | 12.00 | | |
| | | Cumulative time (s) | 70.66 | 57.23 | 45.83 | 34.43 | 23.62 | 12.00 | 1:10.65 | |
| | | Speed (m/s) | 14.89 | 17.54 | 17.54 | 18.50 | 17.21 | 16.67 | 16.98 | |
| | | Stride length (m) | 5.90 | 7.22 | 7.28 | 7.59 | 7.12 | 7.19 | 7.00 | |
| | | Stride duration (s) | 0.396 | 0.411 | 0.415 | 0.410 | 0.414 | 0.431 | 0.412 | |
| | | Stride efficiency (%) | 54.32 | 81.35 | 82.82 | 90.02 | 79.17 | 80.87 | 76.63 | |
| | | Stride count | 33.92 | 27.72 | 27.47 | 26.35 | 28.10 | 27.80 | 171.36 | |

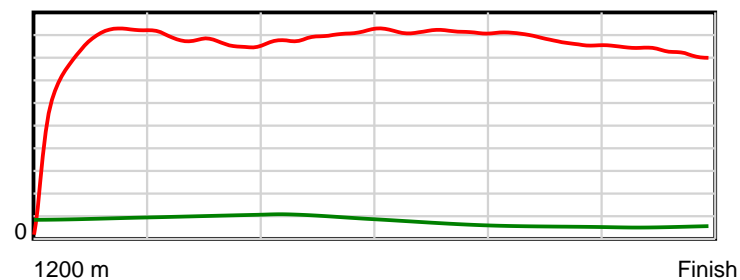
10 m Stride length



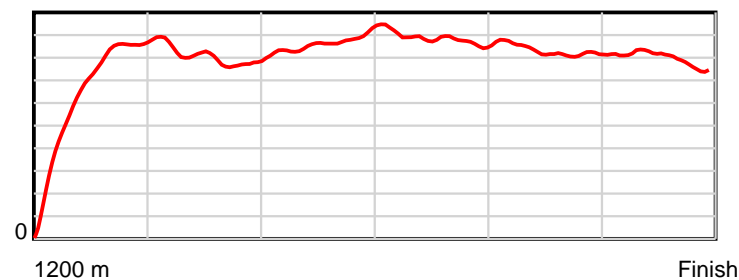
0.6 s Stride duration



20 m/sec Speed



100 % Stride efficiency



Note: Horizontal distance axis grid lines are 200m furlongs.

Disclaimer.

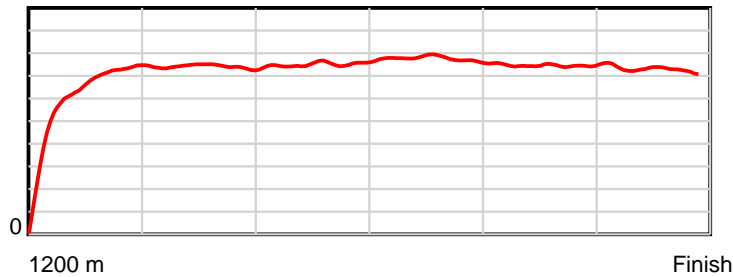
Tasracing Pty Ltd and Thoroughbred Ratings Pty Ltd accepts no responsibility for the completeness or accuracy of any of the information contained herein, and makes no representations about its suitability for any particular purpose. Users should make their own judgements about those matters and/or seek independent advice. You assume all risks associated with use of the data provided on this page.

Race Results

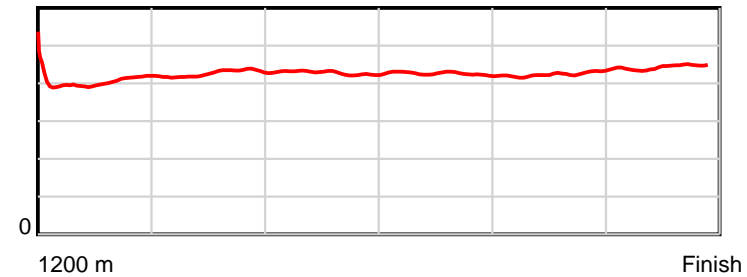
April 08, 2015, Race 1, 2UP MDN-SW, Distance 1200m, Mowbray - Offset 5m

| Result | TAB no. | Horse (Barrier) | 1200 to | 1000m to | 800m to | 600m to | 400m to | 200m to | Total or | Margin |
|--------|---------|------------------------------|--------------|-------------|-------------|-------------|-------------|-----------|----------------|--------|
| 2nd | 2 | Holy Tony (8) | 1000m | 800m | 600m | 400m | 200m | WP | Average | |
| | | Position in running (margin) | - | 2(2.3) | 2(2.1) | 2(2.6) | 2(2.3) | 2(1.3) | | 2.00 |
| | | Sectional time (s) | 13.96 | 11.37 | 11.47 | 10.76 | 11.46 | 12.00 | | |
| | | Cumulative time (s) | 71.02 | 57.06 | 45.69 | 34.22 | 23.46 | 12.00 | 1:11.01 | |
| | | Speed (m/s) | 14.33 | 17.59 | 17.44 | 18.59 | 17.45 | 16.67 | 16.90 | |
| | | Stride length (m) | 5.95 | 7.49 | 7.45 | 7.93 | 7.39 | 7.39 | 7.21 | |
| | | Stride duration (s) | 0.412 | 0.426 | 0.428 | 0.427 | 0.423 | 0.443 | 0.427 | |
| | | Stride efficiency (%) | 55.37 | 87.66 | 86.78 | 98.33 | 85.32 | 85.31 | 81.18 | |
| | | Stride count | 33.60 | 26.70 | 26.84 | 25.21 | 27.07 | 27.07 | 166.49 | |

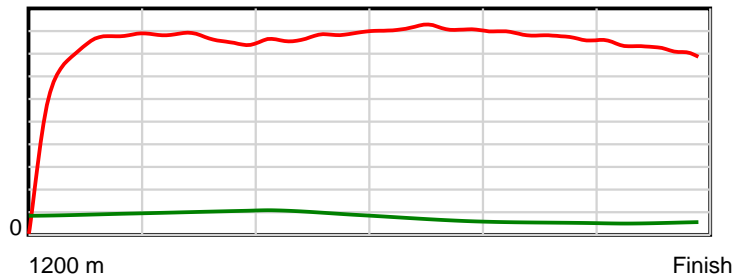
10 m Stride length



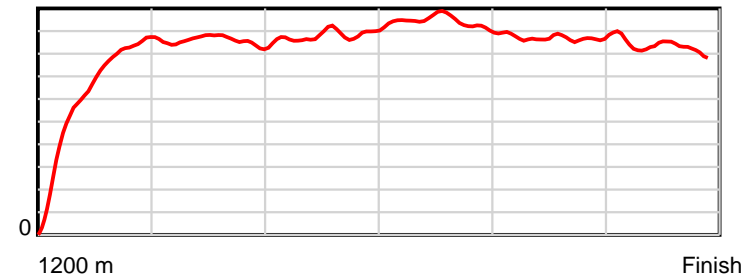
0.6 s Stride duration



20 m/sec Speed



100 % Stride efficiency



Note: Horizontal distance axis grid lines are 200m furlongs.

Disclaimer.

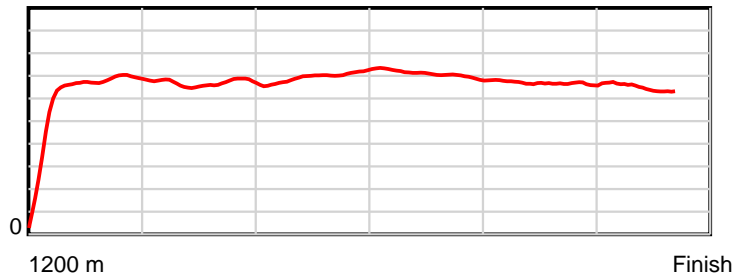
Tasracing Pty Ltd and Thoroughbred Ratings Pty Ltd accepts no responsibility for the completeness or accuracy of any of the information contained herein, and makes no representations about its suitability for any particular purpose. Users should make their own judgements about those matters and/or seek independent advice. You assume all risks associated with use of the data provided on this page.

Race Results

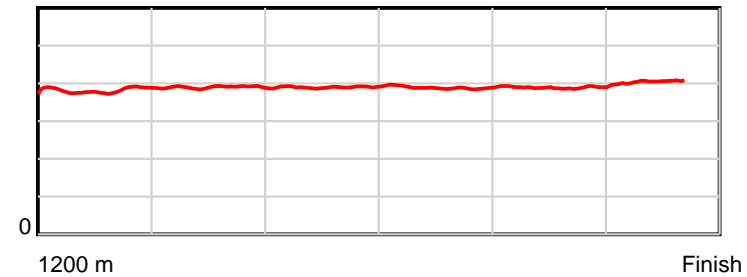
April 08, 2015, Race 1, 2UP MDN-SW, Distance 1200m, Mowbray - Offset 5m

| Result | TAB no. | Horse (Barrier) | 1200 to | 1000m to | 800m to | 600m to | 400m to | 200m to | Total or | Margin |
|--------|---------|------------------------------|---------|----------|---------|---------|---------|---------|----------|--------|
| 3rd | 11 | Upon Reflectio... (7) | 1000m | 800m | 600m | 400m | 200m | WP | Average | |
| | | Position in running (margin) | - | 3(2.4) | 3(2.2) | 3(3.5) | 3(3.3) | 3(3.2) | | 4.80 |
| | | Sectional time (s) | 13.96 | 11.38 | 11.61 | 10.78 | 11.60 | 12.20 | | |
| | | Cumulative time (s) | 71.52 | 57.56 | 46.18 | 34.58 | 23.80 | 12.20 | 1:11.51 | |
| | | Speed (m/s) | 14.33 | 17.57 | 17.23 | 18.55 | 17.24 | 16.39 | 16.78 | |
| | | Stride length (m) | 5.71 | 6.84 | 6.71 | 7.23 | 6.68 | 6.57 | 6.59 | |
| | | Stride duration (s) | 0.395 | 0.389 | 0.389 | 0.390 | 0.387 | 0.401 | 0.393 | |
| | | Stride efficiency (%) | 50.91 | 73.14 | 70.38 | 81.71 | 69.66 | 67.45 | 67.84 | |
| | | Stride count | 35.04 | 29.23 | 29.80 | 27.66 | 29.96 | 30.44 | 182.13 | |

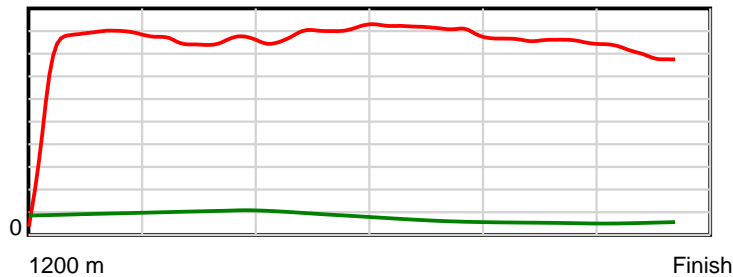
10 m Stride length



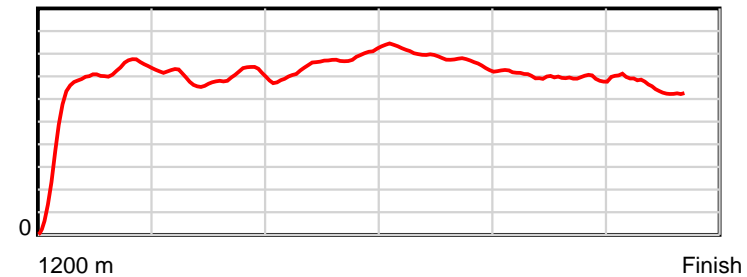
0.6 s Stride duration



20 m/sec Speed



100 % Stride efficiency



Note: Horizontal distance axis grid lines are 200m furlongs.

Disclaimer.

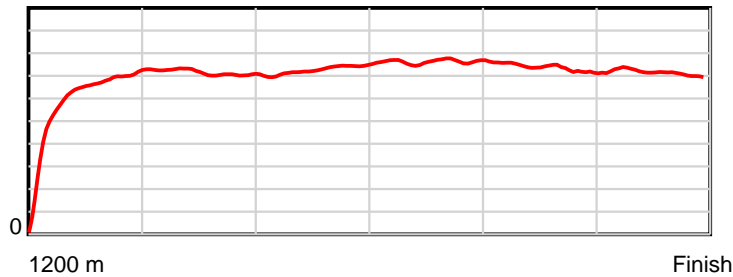
Tasracing Pty Ltd and Thoroughbred Ratings Pty Ltd accepts no responsibility for the completeness or accuracy of any of the information contained herein, and makes no representations about its suitability for any particular purpose. Users should make their own judgements about those matters and/or seek independent advice. You assume all risks associated with use of the data provided on this page.

Race Results

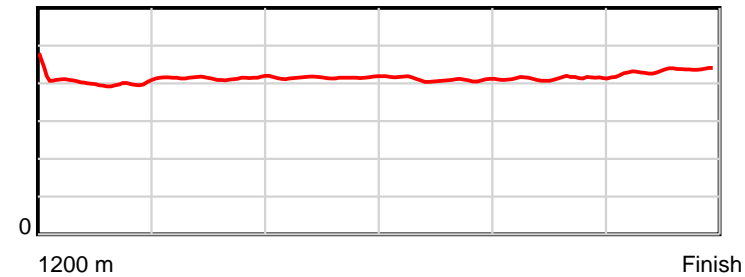
April 08, 2015, Race 1, 2UP MDN-SW, Distance 1200m, Mowbray - Offset 5m

| Result | TAB no. | Horse (Barrier) | 1200 to | 1000m to | 800m to | 600m to | 400m to | 200m to | Total or | Margin |
|--------|---------|------------------------------|---------|----------|---------|---------|---------|---------|----------|--------|
| 4th | 10 | Like Alulu (2) | 1000m | 800m | 600m | 400m | 200m | WP | Average | |
| | | Position in running (margin) | - | 6(4.0) | 6(4.5) | 6(6.1) | 4(4.8) | 4(3.8) | | 4.90 |
| | | Sectional time (s) | 14.17 | 11.49 | 11.66 | 10.60 | 11.46 | 12.17 | | |
| | | Cumulative time (s) | 71.54 | 57.37 | 45.88 | 34.22 | 23.62 | 12.17 | 1:11.54 | |
| | | Speed (m/s) | 14.12 | 17.41 | 17.15 | 18.87 | 17.45 | 16.43 | 16.77 | |
| | | Stride length (m) | 5.70 | 7.21 | 7.12 | 7.74 | 7.18 | 7.11 | 6.95 | |
| | | Stride duration (s) | 0.405 | 0.414 | 0.415 | 0.410 | 0.412 | 0.433 | 0.414 | |
| | | Stride efficiency (%) | 50.78 | 81.21 | 79.29 | 93.62 | 80.61 | 79.10 | 75.44 | |
| | | Stride count | 35.09 | 27.74 | 28.08 | 25.84 | 27.85 | 28.11 | 172.71 | |

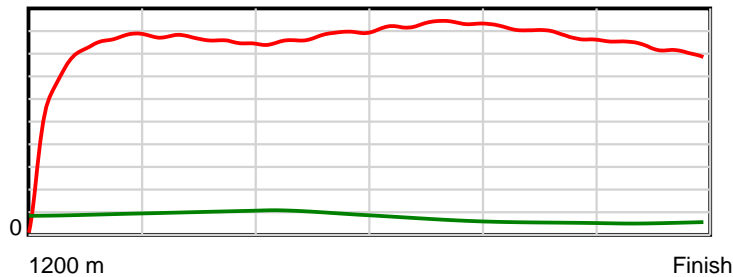
10 m Stride length



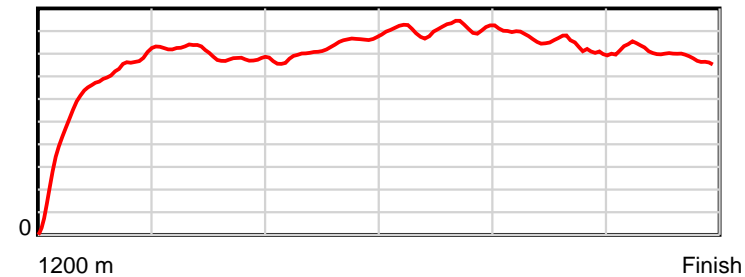
0.6 s Stride duration



20 m/sec Speed



100 % Stride efficiency



Note: Horizontal distance axis grid lines are 200m furlongs.

Disclaimer.

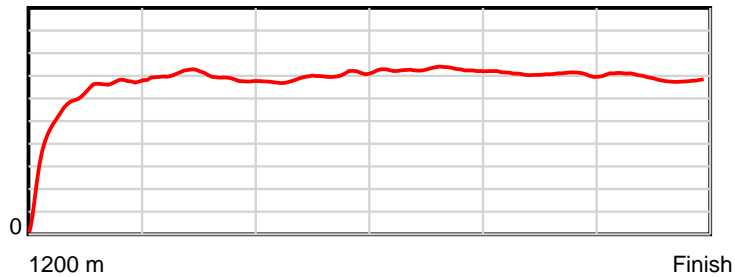
Tasracing Pty Ltd and Thoroughbred Ratings Pty Ltd accepts no responsibility for the completeness or accuracy of any of the information contained herein, and makes no representations about its suitability for any particular purpose. Users should make their own judgements about those matters and/or seek independent advice. You assume all risks associated with use of the data provided on this page.

Race Results

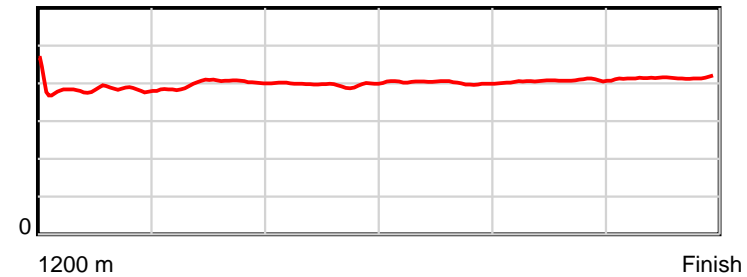
April 08, 2015, Race 1, 2UP MDN-SW, Distance 1200m, Mowbray - Offset 5m

| Result | TAB no. | Horse (Barrier) | 1200 to | 1000m to | 800m to | 600m to | 400m to | 200m to | Total or | Margin |
|--------|---------|------------------------------|--------------|-------------|-------------|-------------|-------------|-----------|----------------|--------|
| 5th | 7 | Fracassare (6) | 1000m | 800m | 600m | 400m | 200m | WP | Average | |
| | | Position in running (margin) | - | 5(3.0) | 4(3.7) | 4(5.0) | 5(5.2) | 5(5.5) | | 5.70 |
| | | Sectional time (s) | 14.10 | 11.52 | 11.62 | 10.85 | 11.66 | 11.94 | | |
| | | Cumulative time (s) | 71.68 | 57.58 | 46.06 | 34.44 | 23.59 | 11.94 | 1:11.68 | |
| | | Speed (m/s) | 14.18 | 17.36 | 17.21 | 18.43 | 17.15 | 16.75 | 16.74 | |
| | | Stride length (m) | 5.54 | 6.91 | 6.83 | 7.41 | 6.97 | 6.96 | 6.71 | |
| | | Stride duration (s) | 0.387 | 0.398 | 0.397 | 0.402 | 0.406 | 0.415 | 0.401 | |
| | | Stride efficiency (%) | 48.04 | 74.62 | 72.96 | 85.72 | 76.00 | 75.63 | 70.46 | |
| | | Stride count | 36.07 | 28.94 | 29.27 | 27.00 | 28.68 | 28.75 | 178.71 | |

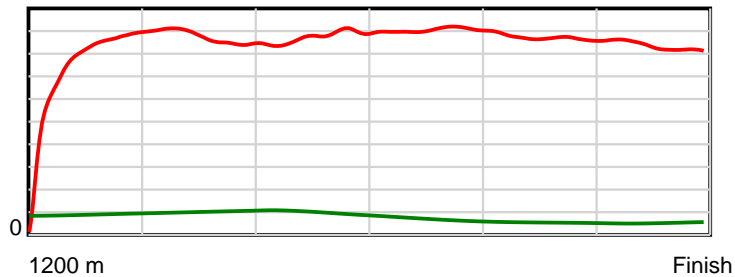
10 m Stride length



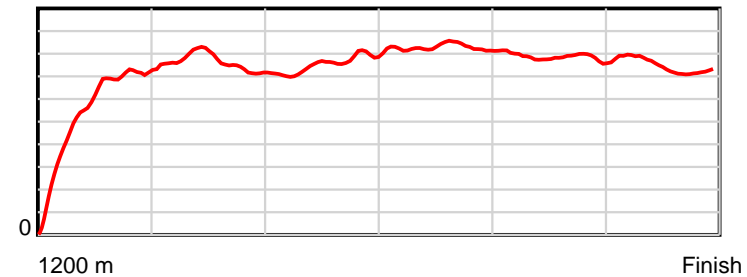
0.6 s Stride duration



20 m/sec Speed



100 % Stride efficiency



Note: Horizontal distance axis grid lines are 200m furlongs.

Disclaimer.

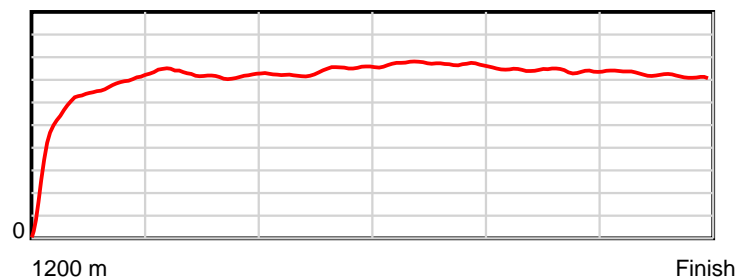
Tasracing Pty Ltd and Thoroughbred Ratings Pty Ltd accepts no responsibility for the completeness or accuracy of any of the information contained herein, and makes no representations about its suitability for any particular purpose. Users should make their own judgements about those matters and/or seek independent advice. You assume all risks associated with use of the data provided on this page.

Race Results

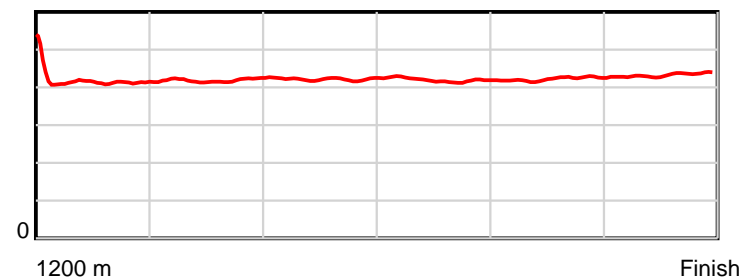
April 08, 2015, Race 1, 2UP MDN-SW, Distance 1200m, Mowbray - Offset 5m

| Result | TAB no. | Horse (Barrier) | 1200 to | 1000m to | 800m to | 600m to | 400m to | 200m to | Total or | Margin |
|--------|---------|------------------------------|---------|----------|---------|---------|---------|---------|----------|--------|
| 6th | 6 | Down to the Wi... (5) | 1000m | 800m | 600m | 400m | 200m | WP | Average | |
| | | Position in running (margin) | - | 7(4.2) | 7(5.3) | 7(7.0) | 7(6.4) | 6(6.1) | | 6.00 |
| | | Sectional time (s) | 14.21 | 11.58 | 11.69 | 10.71 | 11.56 | 11.98 | | |
| | | Cumulative time (s) | 71.74 | 57.53 | 45.95 | 34.26 | 23.55 | 11.98 | 1:11.73 | |
| | | Speed (m/s) | 14.08 | 17.27 | 17.11 | 18.67 | 17.30 | 16.69 | 16.73 | |
| | | Stride length (m) | 5.88 | 7.22 | 7.20 | 7.83 | 7.30 | 7.21 | 7.05 | |
| | | Stride duration (s) | 0.420 | 0.418 | 0.421 | 0.419 | 0.422 | 0.432 | 0.422 | |
| | | Stride efficiency (%) | 54.05 | 81.44 | 80.99 | 95.84 | 83.32 | 81.25 | 77.72 | |
| | | Stride count | 34.01 | 27.70 | 27.78 | 25.54 | 27.39 | 27.74 | 170.16 | |

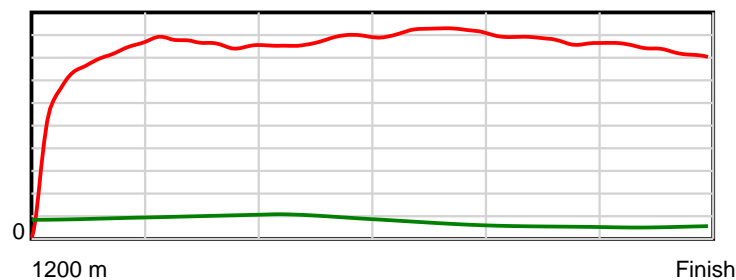
10 m Stride length



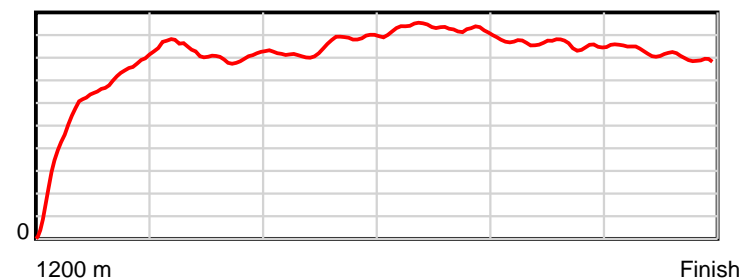
0.6 s Stride duration



20 m/sec Speed



100 % Stride efficiency



Note: Horizontal distance axis grid lines are 200m furlongs.

Disclaimer.

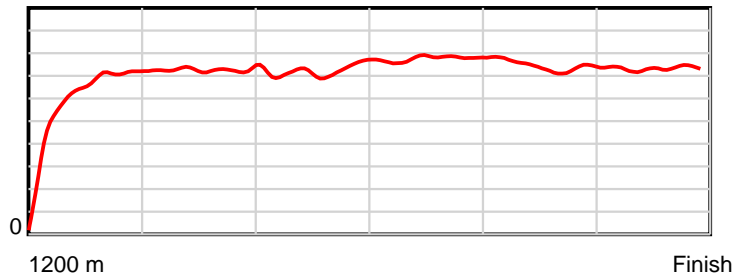
Tasracing Pty Ltd and Thoroughbred Ratings Pty Ltd accepts no responsibility for the completeness or accuracy of any of the information contained herein, and makes no representations about its suitability for any particular purpose. Users should make their own judgements about those matters and/or seek independent advice. You assume all risks associated with use of the data provided on this page.

Race Results

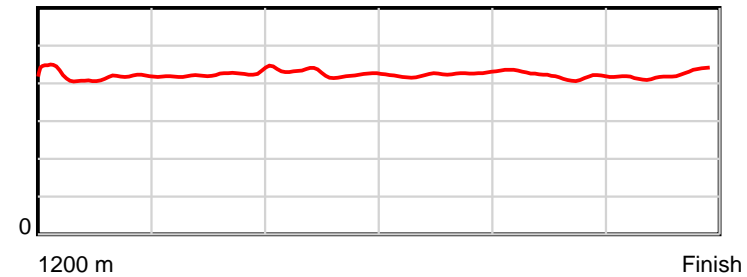
April 08, 2015, Race 1, 2UP MDN-SW, Distance 1200m, Mowbray - Offset 5m

| Result | TAB no. | Horse (Barrier) | 1200 to | 1000m to | 800m to | 600m to | 400m to | 200m to | Total or | Margin |
|--------|---------|------------------------------|--------------|-------------|-------------|-------------|-------------|-----------|----------------|--------|
| 7th | 3 | Tough Poacher (3) | 1000m | 800m | 600m | 400m | 200m | WP | Average | |
| | | Position in running (margin) | - | 9(6.2) | 8(6.2) | 9(9.6) | 10(9.4) | 10(9.2) | | 7.50 |
| | | Sectional time (s) | 14.80 | 11.40 | 11.97 | 10.78 | 11.59 | 11.47 | | |
| | | Cumulative time (s) | 72.01 | 57.21 | 45.81 | 33.84 | 23.06 | 11.47 | 1:12.01 | |
| | | Speed (m/s) | 13.51 | 17.54 | 16.71 | 18.55 | 17.26 | 17.44 | 16.66 | |
| | | Stride length (m) | 5.78 | 7.42 | 7.15 | 7.86 | 7.27 | 7.41 | 7.08 | |
| | | Stride duration (s) | 0.419 | 0.423 | 0.428 | 0.424 | 0.421 | 0.425 | 0.425 | |
| | | Stride efficiency (%) | 52.28 | 86.11 | 79.91 | 96.48 | 82.62 | 85.78 | 78.38 | |
| | | Stride count | 34.58 | 26.94 | 27.97 | 25.45 | 27.51 | 26.99 | 169.44 | |

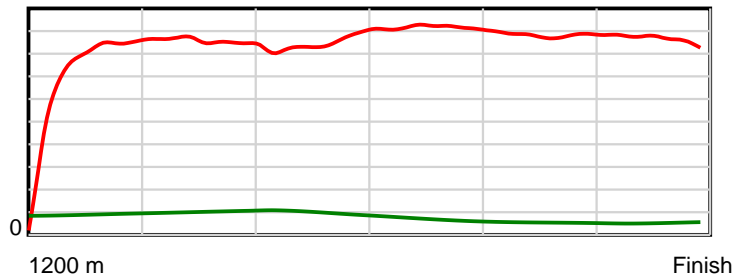
10 m Stride length



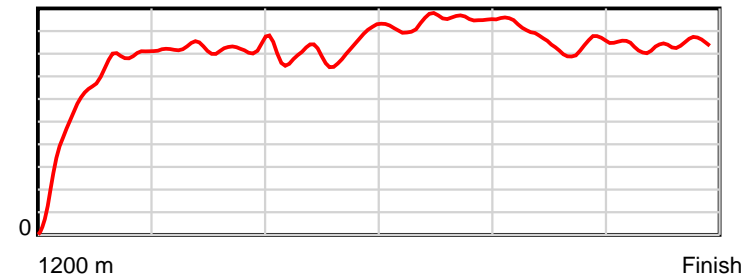
0.6 s Stride duration



20 m/sec Speed



100 % Stride efficiency



Note: Horizontal distance axis grid lines are 200m furlongs.

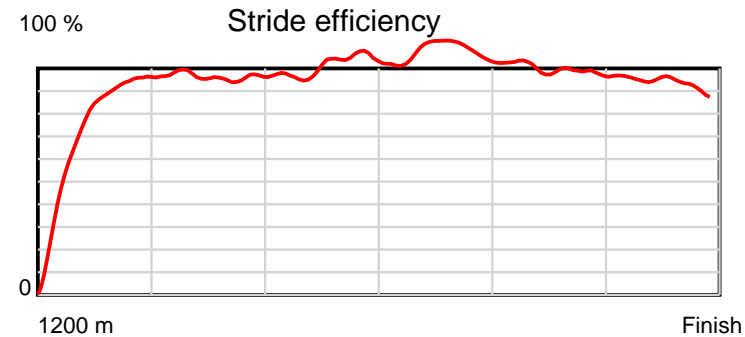
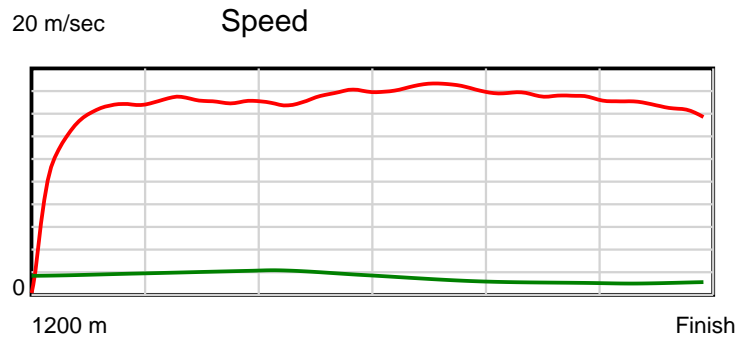
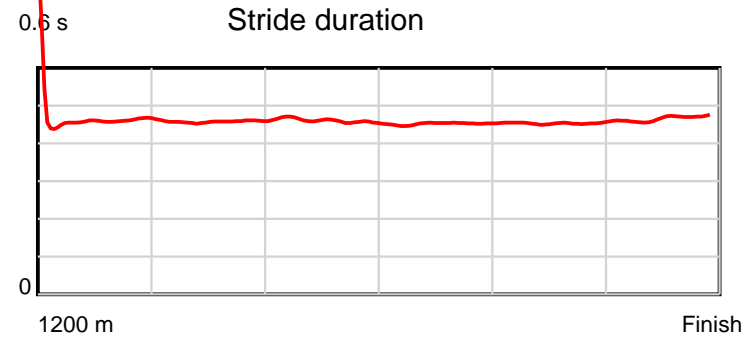
Disclaimer.

Tasracing Pty Ltd and Thoroughbred Ratings Pty Ltd accepts no responsibility for the completeness or accuracy of any of the information contained herein, and makes no representations about its suitability for any particular purpose. Users should make their own judgements about those matters and/or seek independent advice. You assume all risks associated with use of the data provided on this page.

Race Results

April 08, 2015, Race 1, 2UP MDN-SW, Distance 1200m, Mowbray - Offset 5m

| Result | TAB no. | Horse (Barrier) | 1200 to | 1000m to | 800m to | 600m to | 400m to | 200m to | Total or | Margin |
|--------|---------|------------------------------|---------|----------|---------|---------|---------|---------|----------|--------|
| 8th | 13 | Irish Jack (9) | 1000m | 800m | 600m | 400m | 200m | WP | Average | |
| | | Position in running (margin) | - | 10(6.5) | 9(6.9) | 8(8.5) | 8(7.6) | 7(6.8) | | 7.90 |
| | | Sectional time (s) | 14.73 | 11.47 | 11.66 | 10.67 | 11.49 | 12.06 | | |
| | | Cumulative time (s) | 72.08 | 57.35 | 45.88 | 34.22 | 23.55 | 12.06 | 1:12.07 | |
| | | Speed (m/s) | 13.57 | 17.44 | 17.15 | 18.74 | 17.41 | 16.58 | 16.65 | |
| | | Stride length (m) | 6.62 | 7.97 | 7.90 | 8.47 | 7.89 | 7.75 | 7.72 | |
| | | Stride duration (s) | 0.485 | 0.457 | 0.460 | 0.452 | 0.453 | 0.467 | 0.464 | |
| | | Stride efficiency (%) | 68.43 | 99.15 | 97.56 | 112.05 | 97.17 | 93.88 | 93.16 | |
| | | Stride count | 30.22 | 25.11 | 25.31 | 23.62 | 25.36 | 25.80 | 155.42 | |



Note: Horizontal distance axis grid lines are 200m furlongs.

Disclaimer.

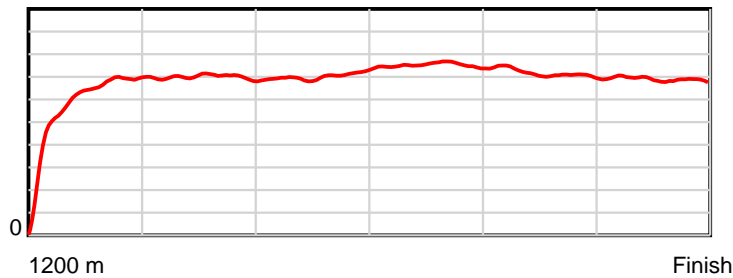
Tasracing Pty Ltd and Thoroughbred Ratings Pty Ltd accepts no responsibility for the completeness or accuracy of any of the information contained herein, and makes no representations about its suitability for any particular purpose. Users should make their own judgements about those matters and/or seek independent advice. You assume all risks associated with use of the data provided on this page.

Race Results

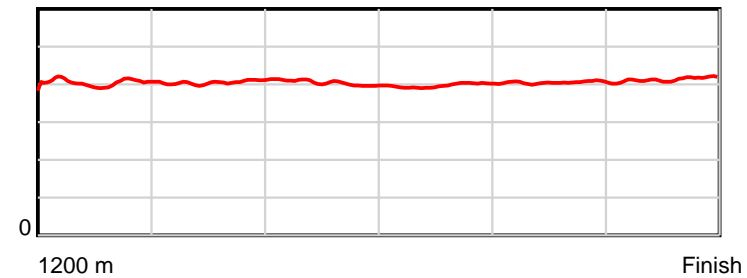
April 08, 2015, Race 1, 2UP MDN-SW, Distance 1200m, Mowbray - Offset 5m

| Result | TAB no. | Horse (Barrier) | 1200 to | 1000m to | 800m to | 600m to | 400m to | 200m to | Total or | Margin |
|--------|---------|------------------------------|--------------|-------------|-------------|-------------|-------------|-----------|----------------|--------|
| 9th | 9 | Impulsive Lage... (4) | 1000m | 800m | 600m | 400m | 200m | WP | Average | |
| | | Position in running (margin) | - | 8(6.0) | 10(7.0) | 10(9.8) | 9(8.1) | 9(7.9) | | 8.90 |
| | | Sectional time (s) | 14.63 | 11.57 | 11.86 | 10.53 | 11.60 | 12.08 | | |
| | | Cumulative time (s) | 72.27 | 57.64 | 46.08 | 34.21 | 23.68 | 12.08 | 1:12.26 | |
| | | Speed (m/s) | 13.67 | 17.29 | 16.86 | 18.99 | 17.24 | 16.56 | 16.60 | |
| | | Stride length (m) | 5.49 | 6.98 | 6.81 | 7.51 | 6.99 | 6.82 | 6.70 | |
| | | Stride duration (s) | 0.402 | 0.404 | 0.404 | 0.396 | 0.405 | 0.412 | 0.404 | |
| | | Stride efficiency (%) | 47.05 | 76.19 | 72.53 | 88.17 | 76.32 | 72.77 | 70.22 | |
| | | Stride count | 36.45 | 28.64 | 29.36 | 26.63 | 28.62 | 29.31 | 179.01 | |

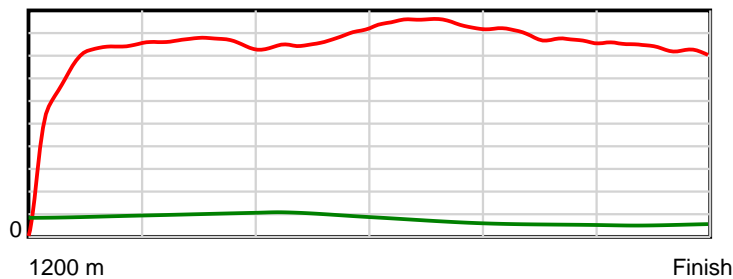
10 m Stride length



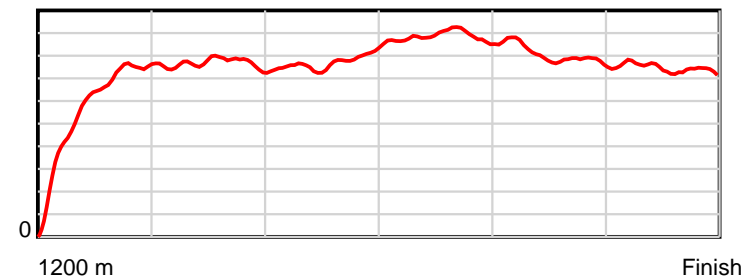
0.6 s Stride duration



20 m/sec Speed



100 % Stride efficiency



Note: Horizontal distance axis grid lines are 200m furlongs.

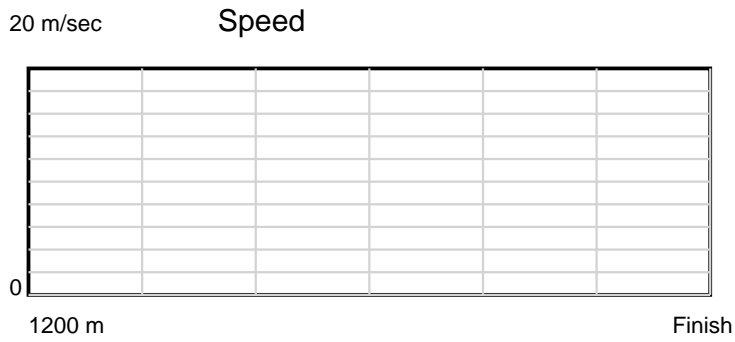
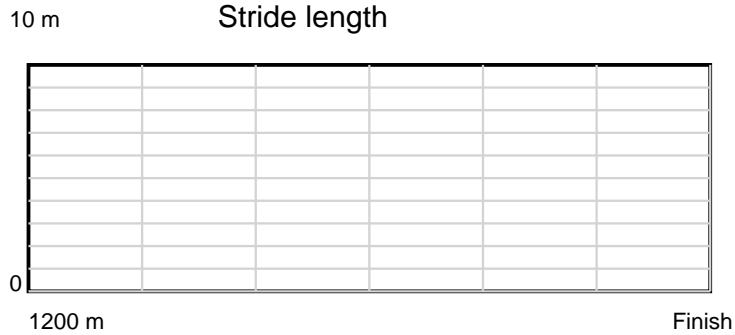
Disclaimer.

Tasracing Pty Ltd and Thoroughbred Ratings Pty Ltd accepts no responsibility for the completeness or accuracy of any of the information contained herein, and makes no representations about its suitability for any particular purpose. Users should make their own judgements about those matters and/or seek independent advice. You assume all risks associated with use of the data provided on this page.

Race Results

April 08, 2015, Race 1, 2UP MDN-SW, Distance 1200m, Mowbray - Offset 5m

| Result | TAB no. | Horse (Barrier) | 1200 to | 1000m to | 800m to | 600m to | 400m to | 200m to | Total or | Margin |
|--------|---------|------------------------------|---------|----------|---------|---------|---------|---------|----------|--------|
| 10th | 4 | Zanibar (11) | | | | | | | | |
| | | Position in running (margin) | | | | | | | | |
| | | Sectional time (s) | | | | | | | | |
| | | Cumulative time (s) | | | | | | | | |
| | | Speed (m/s) | | | | | | | | |
| | | Stride length (m) | | | | | | | | |
| | | Stride duration (s) | | | | | | | | |
| | | Stride efficiency (%) | | | | | | | | |
| | | Stride count | | | | | | | | |



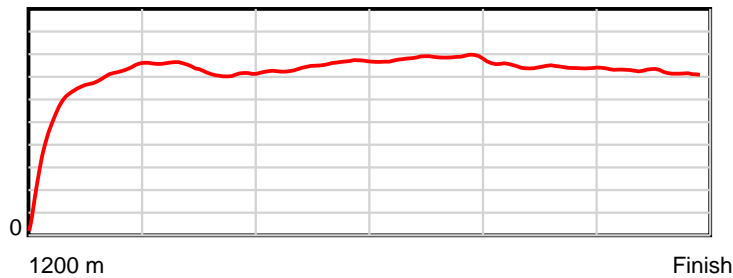
Note: Horizontal distance axis grid lines are 200m furlongs.

Race Results

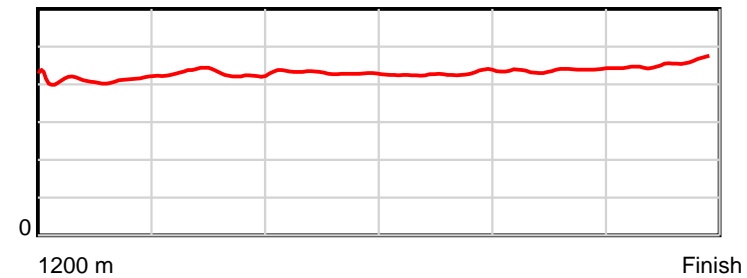
April 08, 2015, Race 1, 2UP MDN-SW, Distance 1200m, Mowbray - Offset 5m

| Result | TAB no. | Horse (Barrier) | 1200 to | 1000m to | 800m to | 600m to | 400m to | 200m to | Total or | Margin |
|--------|---------|------------------------------|--------------|-------------|-------------|-------------|-------------|-----------|----------------|--------|
| 11th | 12 | She's Rosie (1) | 1000m | 800m | 600m | 400m | 200m | WP | Average | |
| | | Position in running (margin) | - | 4(2.9) | 5(3.8) | 5(5.8) | 6(5.7) | 8(6.8) | | 10.40 |
| | | Sectional time (s) | 14.16 | 11.55 | 11.74 | 10.80 | 11.81 | 12.50 | | |
| | | Cumulative time (s) | 72.55 | 58.39 | 46.85 | 35.10 | 24.31 | 12.50 | 1:12.54 | |
| | | Speed (m/s) | 14.13 | 17.32 | 17.04 | 18.52 | 16.93 | 16.00 | 16.54 | |
| | | Stride length (m) | 5.81 | 7.41 | 7.35 | 7.93 | 7.40 | 7.28 | 7.13 | |
| | | Stride duration (s) | 0.408 | 0.427 | 0.432 | 0.428 | 0.437 | 0.455 | 0.431 | |
| | | Stride efficiency (%) | 52.82 | 85.70 | 84.41 | 98.30 | 85.58 | 82.87 | 79.42 | |
| | | Stride count | 34.40 | 27.01 | 27.21 | 25.22 | 27.02 | 27.46 | 168.32 | |

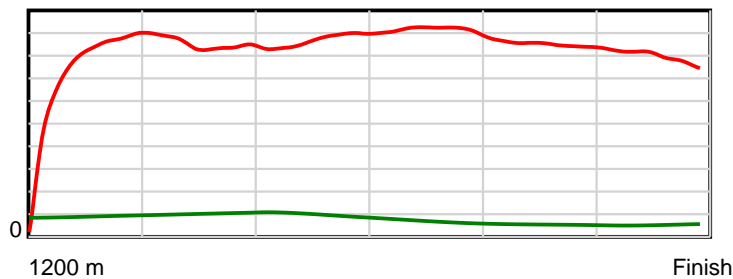
10 m Stride length



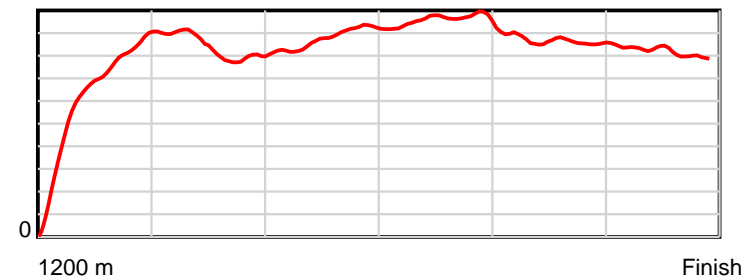
0.6 s Stride duration



20 m/sec Speed



100 % Stride efficiency



Note: Horizontal distance axis grid lines are 200m furlongs.

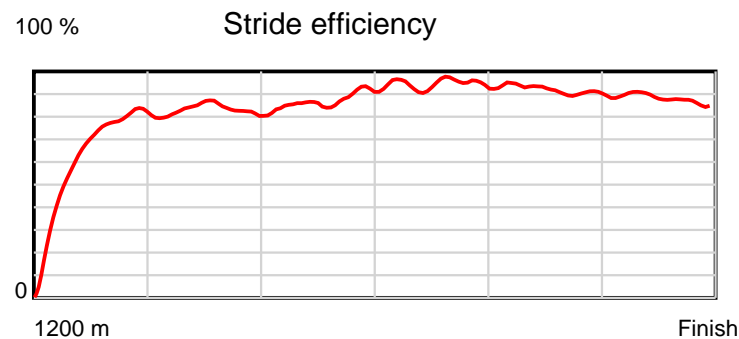
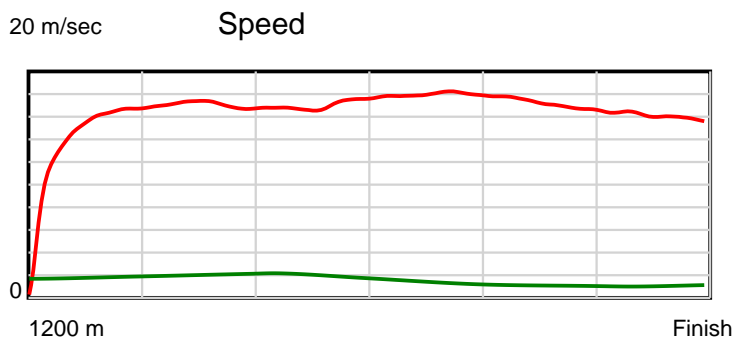
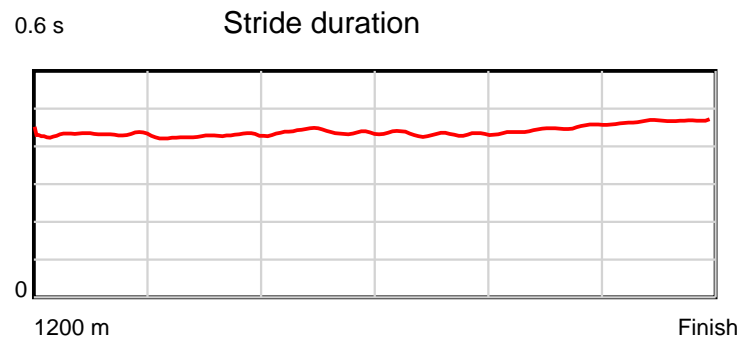
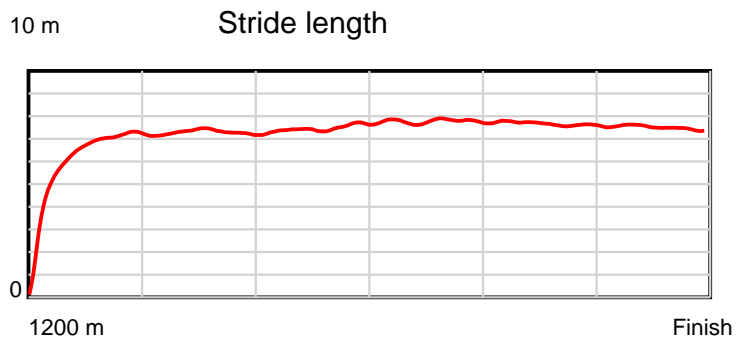
Disclaimer.

Tasracing Pty Ltd and Thoroughbred Ratings Pty Ltd accepts no responsibility for the completeness or accuracy of any of the information contained herein, and makes no representations about its suitability for any particular purpose. Users should make their own judgements about those matters and/or seek independent advice. You assume all risks associated with use of the data provided on this page.

Race Results

April 08, 2015, Race 1, 2UP MDN-SW, Distance 1200m, Mowbray - Offset 5m

| Result | TAB no. | Horse (Barrier) | 1200 to | 1000m to | 800m to | 600m to | 400m to | 200m to | Total or | Margin |
|--------|---------|------------------------------|--------------|-------------|-------------|-------------|-------------|-----------|----------------|--------|
| 12th | 1 | Accounted Four (10) | 1000m | 800m | 600m | 400m | 200m | WP | Average | |
| | | Position in running (margin) | - | 11(7.8) | 11(8.5) | 11(11.3) | 11(12.9) | 11(14.8) | | 17.20 |
| | | Sectional time (s) | 15.09 | 11.52 | 11.87 | 11.07 | 11.94 | 12.34 | | |
| | | Cumulative time (s) | 73.83 | 58.74 | 47.22 | 35.35 | 24.27 | 12.34 | 1:13.82 | |
| | | Speed (m/s) | 13.25 | 17.36 | 16.85 | 18.07 | 16.75 | 16.21 | 16.25 | |
| | | Stride length (m) | 5.78 | 7.41 | 7.37 | 7.81 | 7.48 | 7.59 | 7.17 | |
| | | Stride duration (s) | 0.430 | 0.427 | 0.437 | 0.433 | 0.447 | 0.468 | 0.441 | |
| | | Stride efficiency (%) | 52.27 | 85.79 | 84.87 | 95.41 | 87.49 | 90.04 | 80.31 | |
| | | Stride count | 34.58 | 26.99 | 27.14 | 25.60 | 26.73 | 26.35 | 167.39 | |



Note: Horizontal distance axis grid lines are 200m furlongs.

Disclaimer.

Tasracing Pty Ltd and Thoroughbred Ratings Pty Ltd accepts no responsibility for the completeness or accuracy of any of the information contained herein, and makes no representations about its suitability for any particular purpose. Users should make their own judgements about those matters and/or seek independent advice. You assume all risks associated with use of the data provided on this page.