



Race Results

Tasmanian Turf Club, Launceston, April 08, 2015

Compilation date: April 9, 2015, 11:51:19 AM (AEST)

Copyright © 2015 Tasracing Pty Ltd. All rights reserved.

Trademarks.

StrideMASTER is a registered trademark of Thoroughbred Ratings Pty Ltd.

Disclaimer.

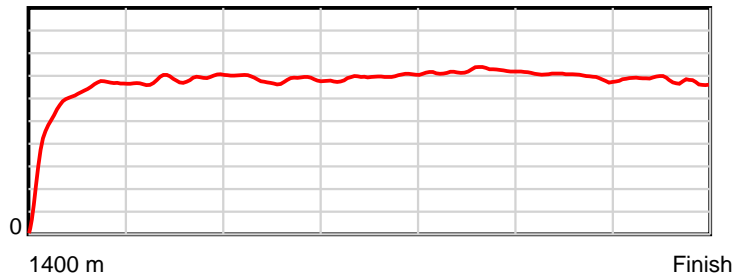
Tasracing Pty Ltd and Thoroughbred Ratings Pty Ltd accepts no responsibility for the completeness or accuracy of any of the information contained herein, and makes no representations about its suitability for any particular purpose. Users should make their own judgements about those matters and/or seek independent advice. You assume all risks associated with use of the data provided on this page.

Race Results

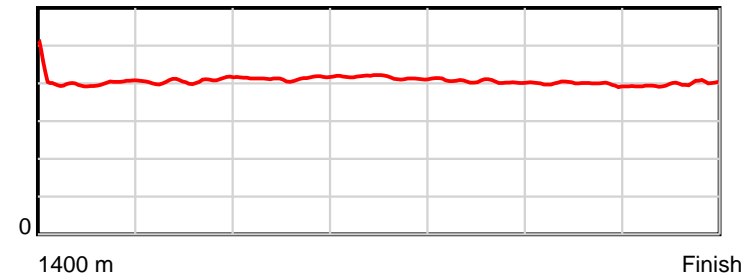
April 08, 2015, Race 3, 2UP MDN-SW, Distance 1400m, Mowbray - Offset 5m

Result	TAB no.	Horse (Barrier)	1400 to	1200m to	1000m to	800m to	600m to	400m to	200m to	Total or	Margin
1st	8	Just Another F... (4)	1200m	1000m	800m	600m	400m	200m	WP	Average	
		Position in running (margin)	-	1(0.0)	2(1.9)	3(0.4)	4(2.0)	4(2.4)	3(3.3)		0.00
		Sectional time (s)	14.36	11.70	12.01	12.36	11.18	11.79	11.68		
		Cumulative time (s)	85.09	70.73	59.03	47.02	34.65	23.47	11.68	1:25.09	
		Speed (m/s)	13.93	17.09	16.65	16.18	17.89	16.96	17.12	16.45	
		Stride length (m)	5.70	6.94	6.88	6.72	7.25	6.75	6.81	6.69	
		Stride duration (s)	0.409	0.406	0.413	0.416	0.405	0.398	0.398	0.406	
		Stride efficiency (%)	50.68	75.31	73.91	70.58	82.18	71.13	72.41	69.87	
		Stride count	35.12	28.81	29.08	29.76	27.58	29.64	29.38	209.37	

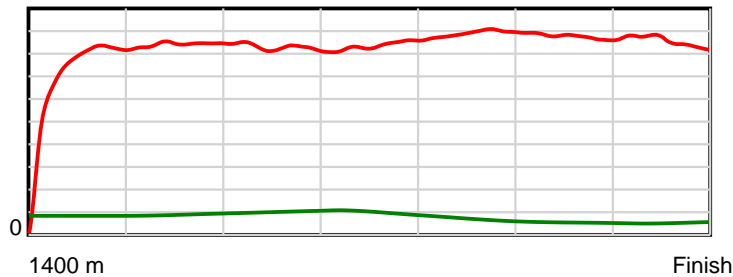
10 m Stride length



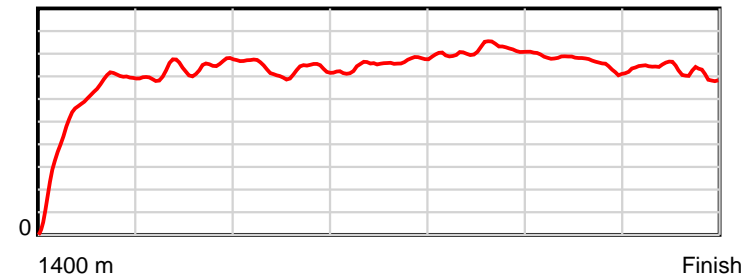
0.6 s Stride duration



20 m/sec Speed



100 % Stride efficiency



Note: Horizontal distance axis grid lines are 200m furlongs.

Disclaimer.

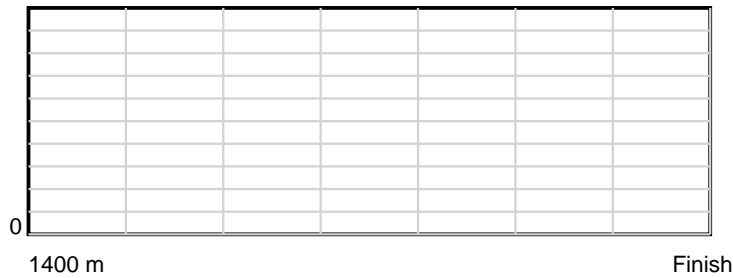
Tasracing Pty Ltd and Thoroughbred Ratings Pty Ltd accepts no responsibility for the completeness or accuracy of any of the information contained herein, and makes no representations about its suitability for any particular purpose. Users should make their own judgements about those matters and/or seek independent advice. You assume all risks associated with use of the data provided on this page.

Race Results


April 08, 2015, Race 3, 2UP MDN-SW, Distance 1400m, Mowbray - Offset 5m

Result	TAB no.	Horse (Barrier)	1400 to	1200m to	1000m to	800m to	600m to	400m to	200m to	Total or	Margin
2nd	3	Red Sun Rising (7)	WP	Average							
		Position in running (margin)		0.20							
		Sectional time (s)									
		Cumulative time (s)	10:00.00								
		Speed (m/s)	2.33								
		Stride length (m)	nan								
		Stride duration (s)	nan								
		Stride efficiency (%)	nan								
		Stride count	0.00								

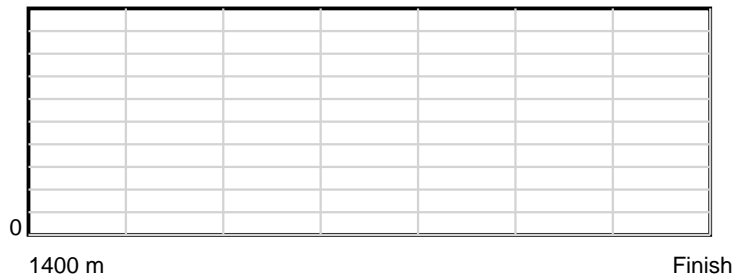
10 m Stride length



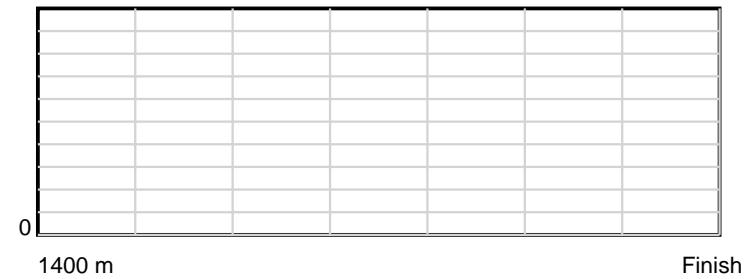
0.6 s Stride duration



20 m/sec Speed



100 % Stride efficiency



Note: Horizontal distance axis grid lines are 200m furlongs.

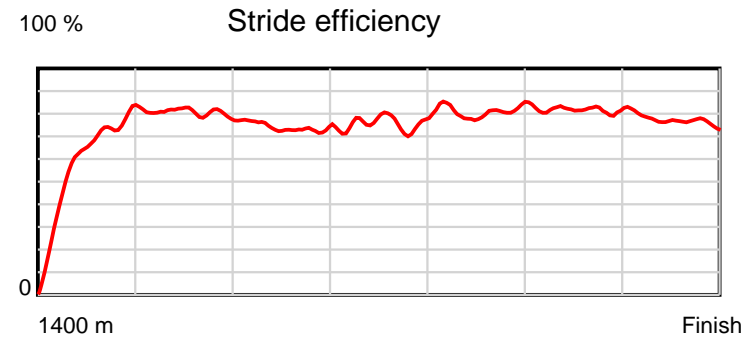
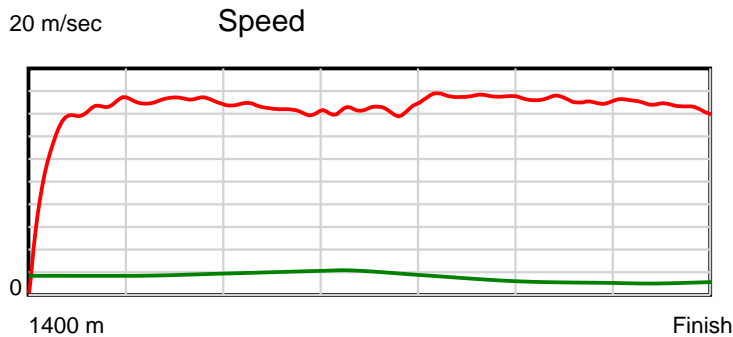
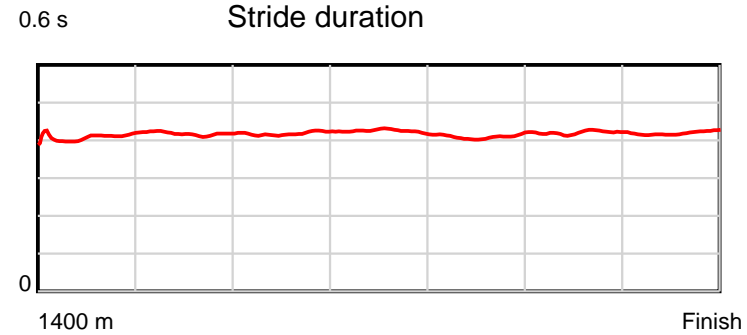
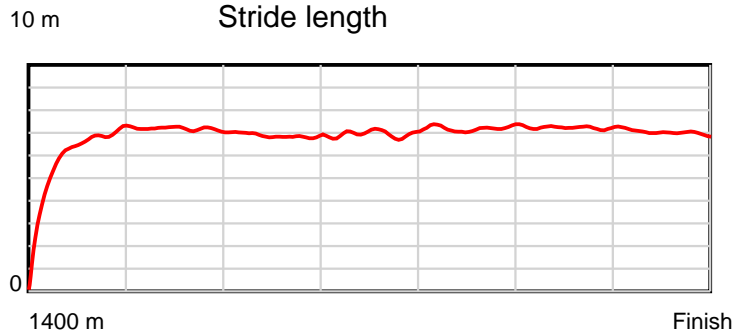
Disclaimer.

Tasracing Pty Ltd and Thoroughbred Ratings Pty Ltd accepts no responsibility for the completeness or accuracy of any of the information contained herein, and makes no representations about its suitability for any particular purpose. Users should make their own judgements about those matters and/or seek independent advice. You assume all risks associated with use of the data provided on this page.

Race Results

April 08, 2015, Race 3, 2UP MDN-SW, Distance 1400m, Mowbray - Offset 5m

Result	TAB no.	Horse (Barrier)	1400 to	1200m to	1000m to	800m to	600m to	400m to	200m to	Total or	Margin
3rd	9	Livia's Lite (2)	1200m	1000m	800m	600m	400m	200m	WP	Average	
		Position in running (margin)	-	2(0.9)	5(2.2)	1(0.0)	1(0.0)	2(0.1)	2(1.1)		0.70
		Sectional time (s)	14.64	11.62	11.89	12.10	11.12	11.80	12.05		
		Cumulative time (s)	85.22	70.58	58.97	47.08	34.98	23.86	12.05	1:25.22	
		Speed (m/s)	13.66	17.21	16.82	16.53	17.99	16.95	16.60	16.43	
		Stride length (m)	5.56	7.19	7.03	7.01	7.38	7.12	6.97	6.84	
		Stride duration (s)	0.403	0.418	0.418	0.424	0.410	0.420	0.420	0.416	
		Stride efficiency (%)	48.25	80.78	77.13	76.83	85.07	79.20	75.85	73.09	
		Stride count	35.99	27.82	28.47	28.52	27.11	28.09	28.71	204.71	



Note: Horizontal distance axis grid lines are 200m furlongs.

Disclaimer.

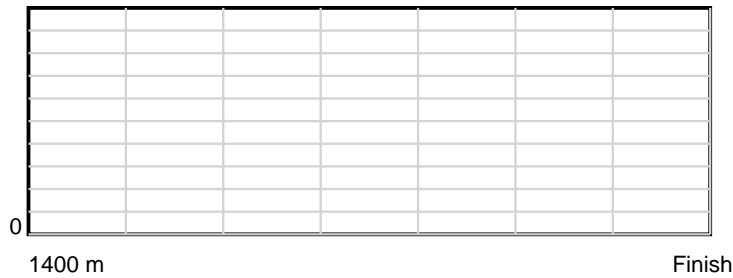
Tasracing Pty Ltd and Thoroughbred Ratings Pty Ltd accepts no responsibility for the completeness or accuracy of any of the information contained herein, and makes no representations about its suitability for any particular purpose. Users should make their own judgements about those matters and/or seek independent advice. You assume all risks associated with use of the data provided on this page.

Race Results


April 08, 2015, Race 3, 2UP MDN-SW, Distance 1400m, Mowbray - Offset 5m

Result	TAB no.	Horse (Barrier)	1400 to	1200m to	1000m to	800m to	600m to	400m to	200m to	Total or	Margin
4th	10	Mona (8)	WP	Average							
		Position in running (margin)		2.00							
		Sectional time (s)									
		Cumulative time (s)	10:00.00								
		Speed (m/s)	2.33								
		Stride length (m)	nan								
		Stride duration (s)	nan								
		Stride efficiency (%)	nan								
		Stride count	0.00								

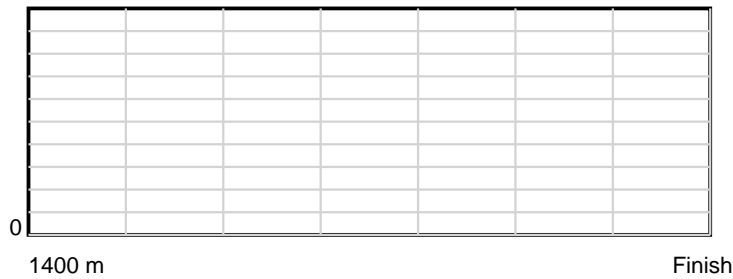
10 m Stride length



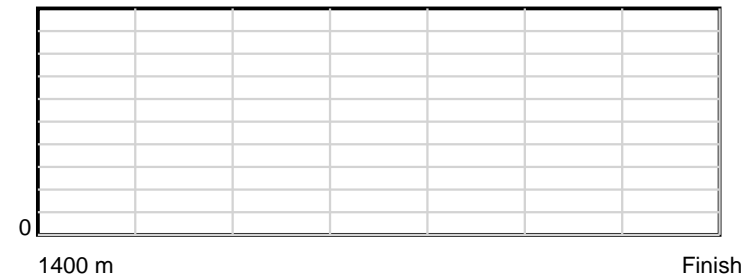
0.6 s Stride duration



20 m/sec Speed



100 % Stride efficiency



Note: Horizontal distance axis grid lines are 200m furlongs.

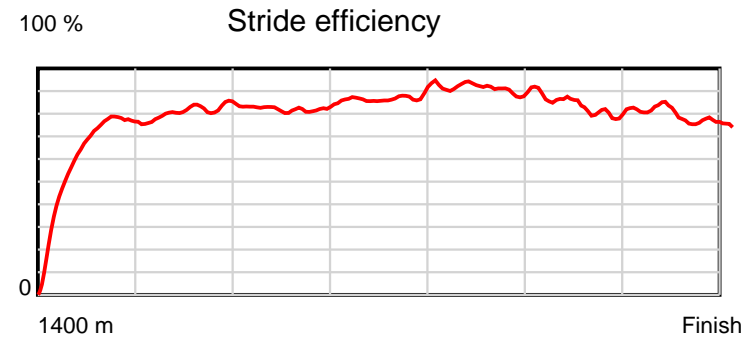
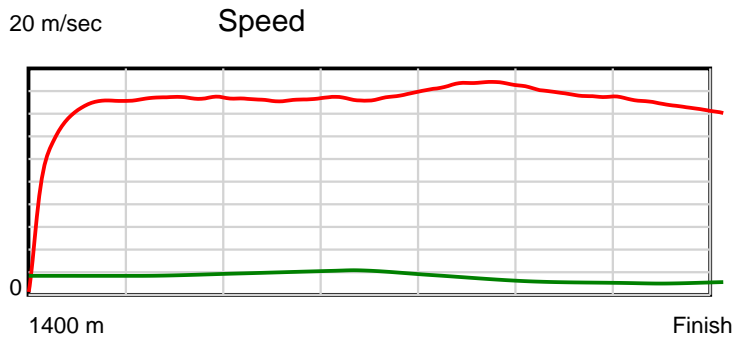
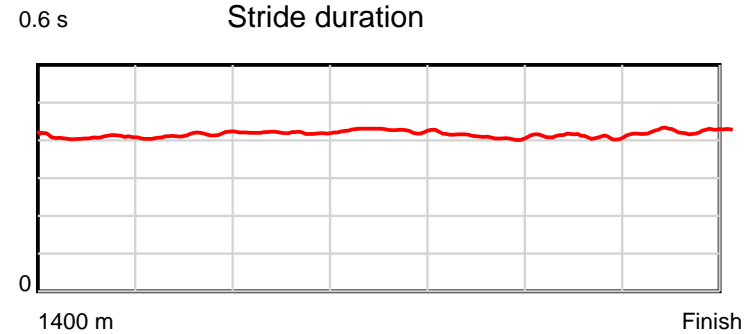
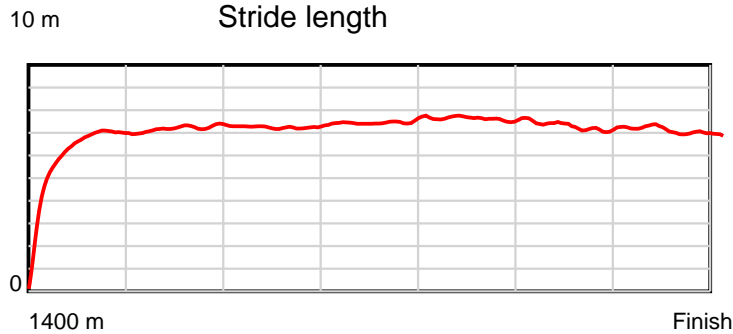
Disclaimer.

Tasracing Pty Ltd and Thoroughbred Ratings Pty Ltd accepts no responsibility for the completeness or accuracy of any of the information contained herein, and makes no representations about its suitability for any particular purpose. Users should make their own judgements about those matters and/or seek independent advice. You assume all risks associated with use of the data provided on this page.

Race Results

April 08, 2015, Race 3, 2UP MDN-SW, Distance 1400m, Mowbray - Offset 5m

Result	TAB no.	Horse (Barrier)	1400 to	1200m to	1000m to	800m to	600m to	400m to	200m to	Total or	Margin
5th	4	Eternal Dream (5)	1200m	1000m	800m	600m	400m	200m	WP	Average	
		Position in running (margin)	-	4(1.1)	6(3.0)	4(1.2)	3(0.7)	1(0.0)	1(0.0)		2.80
		Sectional time (s)	14.92	11.70	11.97	12.01	10.99	11.63	12.37		
		Cumulative time (s)	85.60	70.68	58.97	47.00	34.99	24.00	12.37	1:25.59	
		Speed (m/s)	13.40	17.09	16.71	16.65	18.20	17.20	16.17	16.35	
		Stride length (m)	5.55	7.07	7.02	7.08	7.45	7.03	6.86	6.81	
		Stride duration (s)	0.403	0.414	0.420	0.425	0.410	0.409	0.424	0.417	
		Stride efficiency (%)	48.13	78.15	77.02	78.29	86.83	77.25	73.56	72.53	
		Stride count	36.04	28.28	28.49	28.26	26.83	28.45	29.15	205.50	



Note: Horizontal distance axis grid lines are 200m furlongs.

Disclaimer.

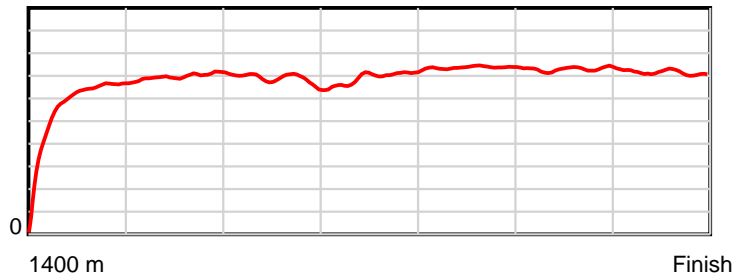
Tasracing Pty Ltd and Thoroughbred Ratings Pty Ltd accepts no responsibility for the completeness or accuracy of any of the information contained herein, and makes no representations about its suitability for any particular purpose. Users should make their own judgements about those matters and/or seek independent advice. You assume all risks associated with use of the data provided on this page.

Race Results

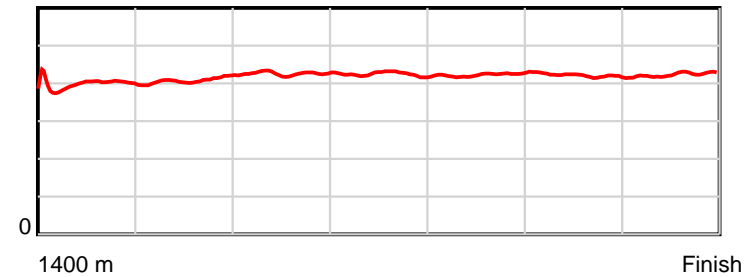
April 08, 2015, Race 3, 2UP MDN-SW, Distance 1400m, Mowbray - Offset 5m

Result	TAB no.	Horse (Barrier)	1400 to	1200m to	1000m to	800m to	600m to	400m to	200m to	Total or	Margin
6th	11	Gee Gees Cool ... (3)	1200m	1000m	800m	600m	400m	200m	WP	Average	
		Position in running (margin)	-	6(3.0)	4(2.2)	6(2.4)	6(3.6)	7(4.9)	5(5.7)		3.60
		Sectional time (s)	14.91	11.26	12.31	12.28	11.33	11.77	11.89		
		Cumulative time (s)	85.75	70.84	59.58	47.27	34.99	23.66	11.89	1:25.75	
		Speed (m/s)	13.41	17.76	16.25	16.29	17.65	16.99	16.82	16.33	
		Stride length (m)	5.34	7.24	6.93	6.90	7.47	7.14	7.13	6.80	
		Stride duration (s)	0.396	0.408	0.426	0.424	0.423	0.420	0.424	0.417	
		Stride efficiency (%)	44.52	81.87	74.95	74.33	87.10	79.65	79.41	72.29	
		Stride count	37.47	27.63	28.88	29.00	26.79	28.01	28.06	205.84	

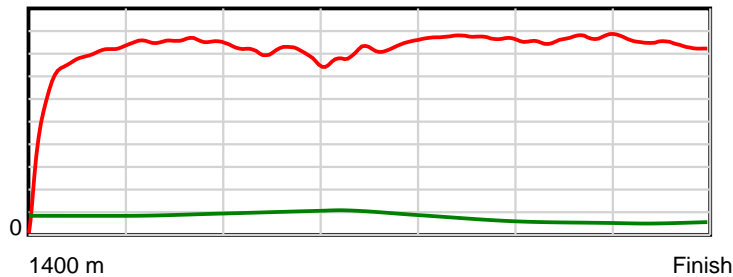
10 m Stride length



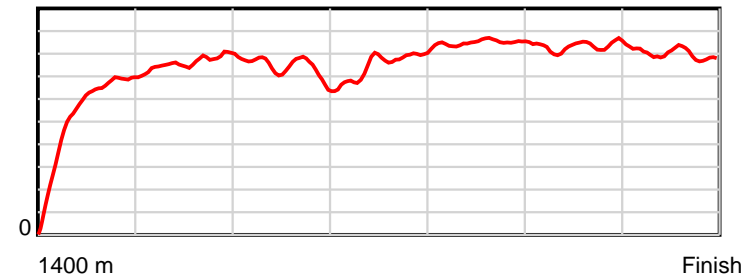
0.6 s Stride duration



20 m/sec Speed



100 % Stride efficiency



Note: Horizontal distance axis grid lines are 200m furlongs.

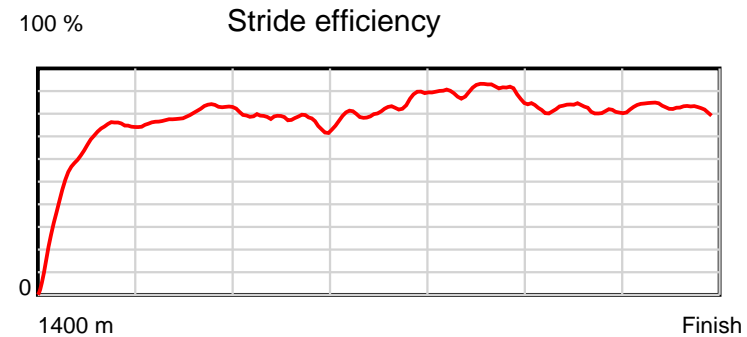
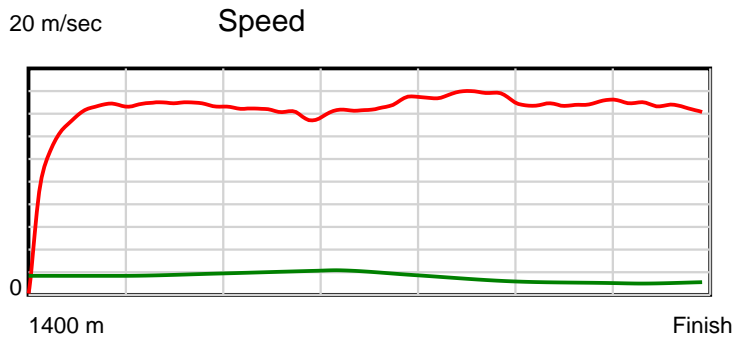
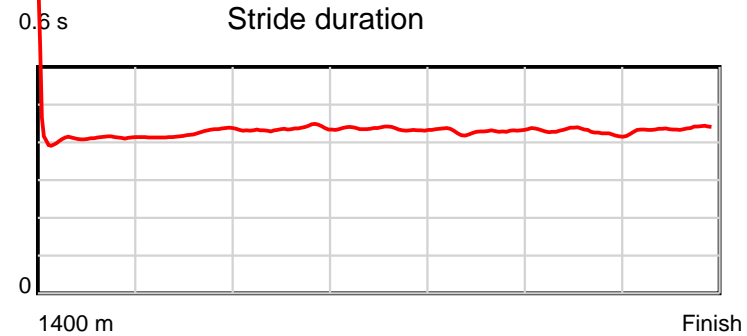
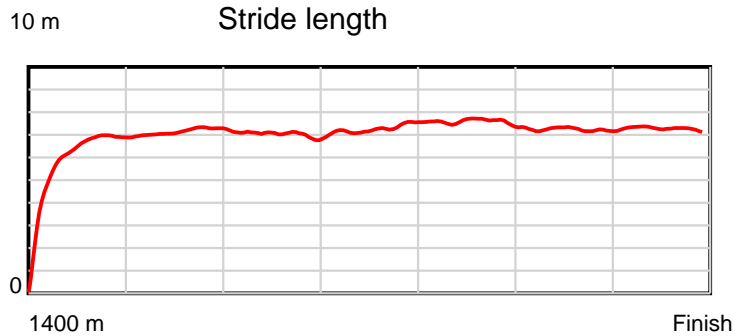
Disclaimer.

Tasracing Pty Ltd and Thoroughbred Ratings Pty Ltd accepts no responsibility for the completeness or accuracy of any of the information contained herein, and makes no representations about its suitability for any particular purpose. Users should make their own judgements about those matters and/or seek independent advice. You assume all risks associated with use of the data provided on this page.

Race Results

April 08, 2015, Race 3, 2UP MDN-SW, Distance 1400m, Mowbray - Offset 5m

Result	TAB no.	Horse (Barrier)	1400 to	1200m to	1000m to	800m to	600m to	400m to	200m to	Total or	Margin
7th	2	Shinziggy (1)	1200m	1000m	800m	600m	400m	200m	WP	Average	
		Position in running (margin)	-	3(1.1)	3(1.9)	5(2.4)	5(3.1)	5(4.0)	7(6.3)		3.70
		Sectional time (s)	14.42	11.53	12.35	12.22	11.26	12.01	11.98		
		Cumulative time (s)	85.77	71.35	59.82	47.47	35.26	23.99	11.98	1:25.76	
		Speed (m/s)	13.87	17.35	16.19	16.37	17.76	16.65	16.69	16.32	
		Stride length (m)	5.67	7.34	7.05	7.12	7.62	7.12	7.29	6.97	
		Stride duration (s)	0.415	0.423	0.435	0.435	0.429	0.428	0.437	0.427	
		Stride efficiency (%)	50.20	84.24	77.60	79.32	90.69	79.27	83.16	76.01	
		Stride count	35.29	27.24	28.38	28.07	26.25	28.08	27.42	200.73	



Note: Horizontal distance axis grid lines are 200m furlongs.

Disclaimer.

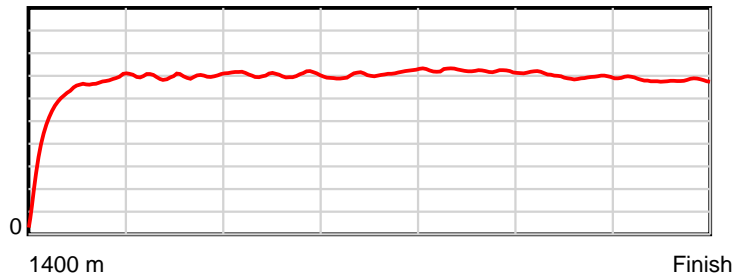
Tasracing Pty Ltd and Thoroughbred Ratings Pty Ltd accepts no responsibility for the completeness or accuracy of any of the information contained herein, and makes no representations about its suitability for any particular purpose. Users should make their own judgements about those matters and/or seek independent advice. You assume all risks associated with use of the data provided on this page.

Race Results

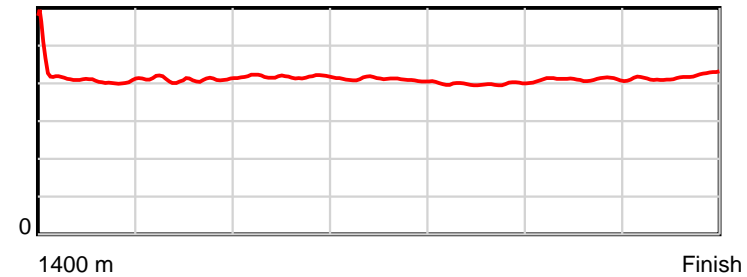
April 08, 2015, Race 3, 2UP MDN-SW, Distance 1400m, Mowbray - Offset 5m

Result	TAB no.	Horse (Barrier)	1400 to	1200m to	1000m to	800m to	600m to	400m to	200m to	Total or	Margin
8th	5	Maywyns Otra (10)	1200m	1000m	800m	600m	400m	200m	WP	Average	
		Position in running (margin)	-	7(3.2)	7(5.5)	7(3.7)	7(3.6)	6(4.8)	4(5.0)		7.20
		Sectional time (s)	15.28	11.78	11.96	12.08	11.31	11.67	12.35		
		Cumulative time (s)	86.42	71.14	59.36	47.40	35.32	24.02	12.35	1:26.42	
		Speed (m/s)	13.09	16.98	16.72	16.56	17.68	17.14	16.19	16.20	
		Stride length (m)	5.61	6.92	6.97	6.78	7.04	7.03	6.80	6.70	
		Stride duration (s)	0.422	0.407	0.416	0.410	0.398	0.410	0.420	0.413	
		Stride efficiency (%)	49.15	74.75	75.82	71.90	77.53	77.25	72.21	70.10	
		Stride count	35.66	28.92	28.71	29.48	28.39	28.45	29.42	209.03	

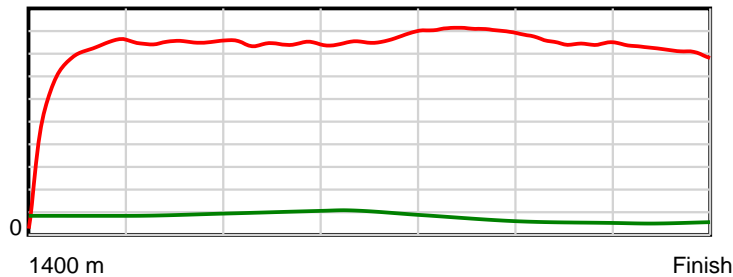
10 m Stride length



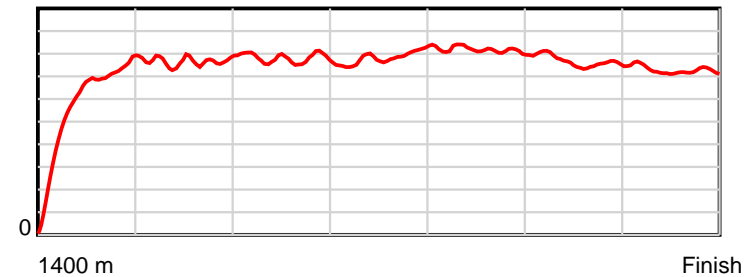
0.6 s Stride duration



20 m/sec Speed



100 % Stride efficiency



Note: Horizontal distance axis grid lines are 200m furlongs.

Disclaimer.

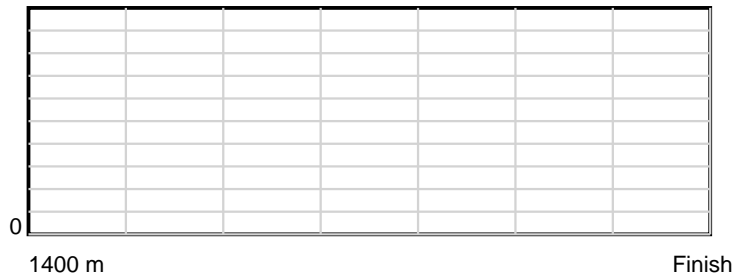
Tasracing Pty Ltd and Thoroughbred Ratings Pty Ltd accepts no responsibility for the completeness or accuracy of any of the information contained herein, and makes no representations about its suitability for any particular purpose. Users should make their own judgements about those matters and/or seek independent advice. You assume all risks associated with use of the data provided on this page.

Race Results


April 08, 2015, Race 3, 2UP MDN-SW, Distance 1400m, Mowbray - Offset 5m

Result	TAB no.	Horse (Barrier)	1400 to	1200m to	1000m to	800m to	600m to	400m to	200m to	Total or	Margin
9th	6	Rhiannons Gold (6)									
		Position in running (margin)									
		Sectional time (s)									
		Cumulative time (s)									
		Speed (m/s)									
		Stride length (m)									
		Stride duration (s)									
		Stride efficiency (%)									
		Stride count									

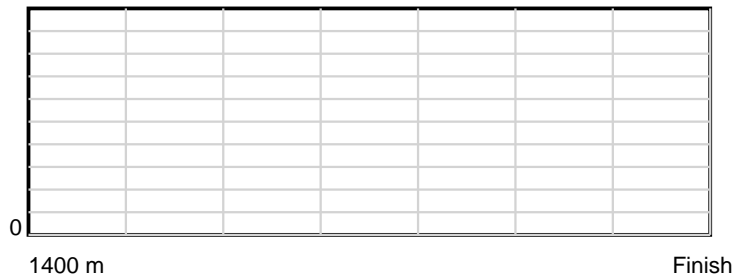
10 m Stride length



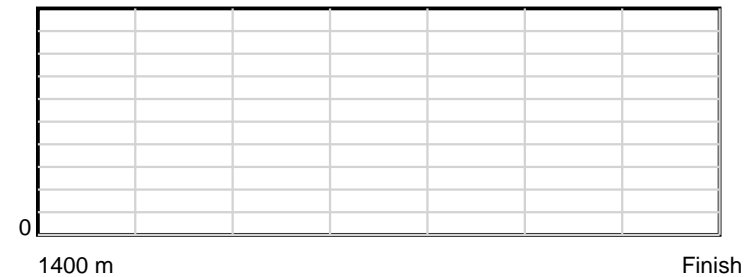
0.6 s Stride duration



20 m/sec Speed



100 % Stride efficiency



Note: Horizontal distance axis grid lines are 200m furlongs.

Disclaimer.

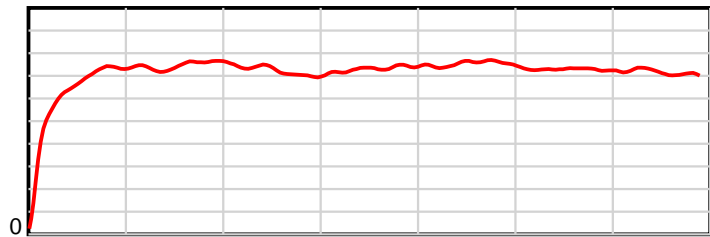
Tasracing Pty Ltd and Thoroughbred Ratings Pty Ltd accepts no responsibility for the completeness or accuracy of any of the information contained herein, and makes no representations about its suitability for any particular purpose. Users should make their own judgements about those matters and/or seek independent advice. You assume all risks associated with use of the data provided on this page.

Race Results

April 08, 2015, Race 3, 2UP MDN-SW, Distance 1400m, Mowbray - Offset 5m

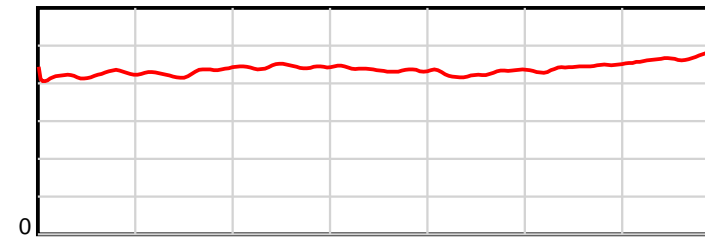
Result	TAB no.	Horse (Barrier)	1400 to	1200m to	1000m to	800m to	600m to	400m to	200m to	Total or	Margin
10th	1	Game of Throne... (9)	1200m	1000m	800m	600m	400m	200m	WP	Average	
		Position in running (margin)	-	5(2.0)	1(0.0)	2(0.1)	2(0.7)	3(1.6)	6(5.7)		10.80
		Sectional time (s)	14.91	11.06	12.27	12.20	11.27	12.32	13.08		
		Cumulative time (s)	87.11	72.20	61.14	48.86	36.66	25.40	13.08	1:27.11	
		Speed (m/s)	13.42	18.08	16.30	16.39	17.75	16.23	15.29	16.07	
		Stride length (m)	5.83	7.74	7.24	7.16	7.58	7.16	7.13	7.07	
		Stride duration (s)	0.434	0.428	0.444	0.437	0.427	0.441	0.466	0.440	
		Stride efficiency (%)	53.18	93.63	81.83	80.10	89.90	80.04	79.39	78.07	
		Stride count	34.28	25.84	27.64	27.94	26.37	27.94	28.06	198.07	

10 m Stride length



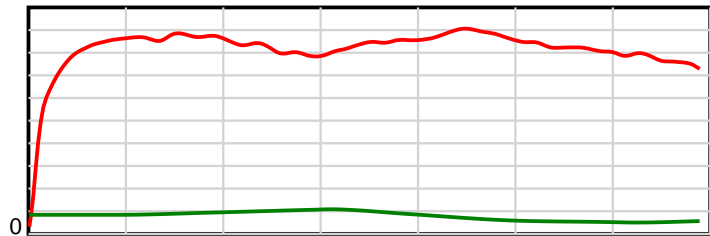
1400 m Finish

0.6 s Stride duration



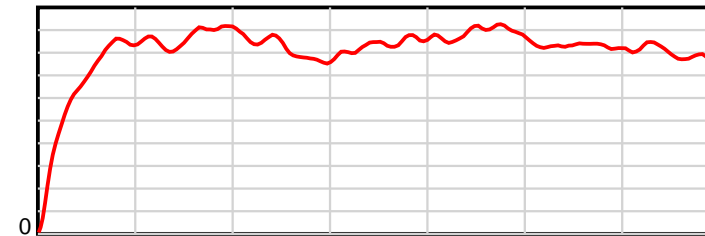
1400 m Finish

20 m/sec Speed



1400 m Finish

100 % Stride efficiency



1400 m Finish

Note: Horizontal distance axis grid lines are 200m furlongs.

Disclaimer.

Tasracing Pty Ltd and Thoroughbred Ratings Pty Ltd accepts no responsibility for the completeness or accuracy of any of the information contained herein, and makes no representations about its suitability for any particular purpose. Users should make their own judgements about those matters and/or seek independent advice. You assume all risks associated with use of the data provided on this page.