



Race Results

Tasmanian Racing Club, Hobart, April 26, 2015

Compilation date: April 27, 2015, 12:06:35 PM (AEST)

Copyright © 2015 Tasracing Pty Ltd. All rights reserved.

Trademarks.

StrideMASTER is a registered trademark of Thoroughbred Ratings Pty Ltd.

Disclaimer.

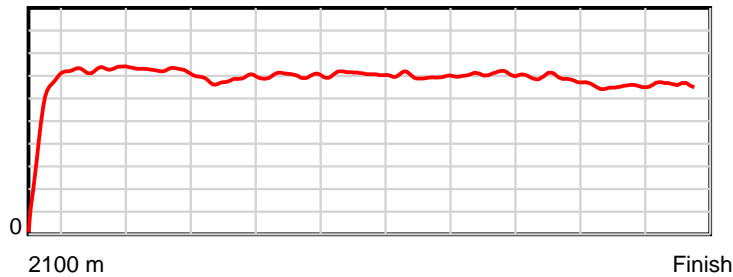
Tasracing Pty Ltd and Thoroughbred Ratings Pty Ltd accepts no responsibility for the completeness or accuracy of any of the information contained herein, and makes no representations about its suitability for any particular purpose. Users should make their own judgements about those matters and/or seek independent advice. You assume all risks associated with use of the data provided on this page.

Race Results

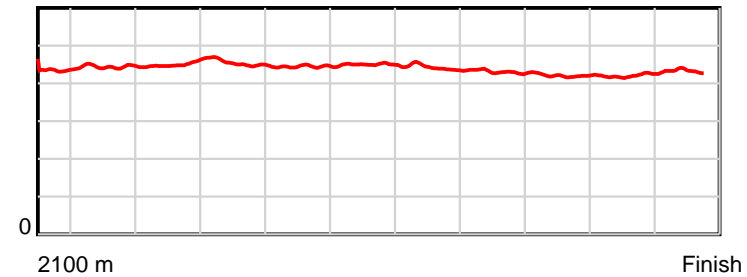
April 26, 2015, Race 4, BM62, Distance 2100m, Elwick Course Proper - Offset 0m

Result	TAB no.	Horse (Barrier)	2100 to 2000m	2000m to 1800m	1800m to 1600m	1600m to 1400m	1400m to 1200m	1200m to 1000m	1000m to 800m	800m to 600m	600m to 400m	400m to 200m	200m to WP	Total or Average	Margin
1st	2	Settler's Joy (2)	-	7(4.7)	5(6.7)	5(5.2)	6(3.9)	1(0.0)	1(0.0)	1(0.0)	1(0.0)	1(0.0)	1(0.0)		0.00
		Position in running (margin)	-	7(4.7)	5(6.7)	5(5.2)	6(3.9)	1(0.0)	1(0.0)	1(0.0)	1(0.0)	1(0.0)	1(0.0)		0.00
		Sectional time (s)	9.14	11.59	12.23	13.63	12.88	12.61	12.60	12.00	12.03	12.56	12.91		
		Cumulative time (s)	134.16	125.02	113.43	101.21	87.58	74.70	62.09	49.49	37.49	25.47	12.91	2:14.15	
		Speed (m/s)	10.94	17.26	16.35	14.67	15.53	15.86	15.87	16.67	16.63	15.92	15.49	15.65	
		Stride length (m)	4.68	7.65	7.31	6.70	6.91	7.12	7.06	7.21	7.02	6.68	6.67	6.86	
		Stride duration (s)	0.428	0.443	0.447	0.457	0.445	0.449	0.445	0.432	0.422	0.419	0.431	0.438	
		Stride efficiency (%)	34.21	91.43	83.44	70.13	74.64	79.32	77.83	81.12	76.95	69.66	69.59	73.47	
		Stride count	21.37	26.15	27.37	29.85	28.94	28.07	28.34	27.76	28.50	29.95	29.97	306.27	

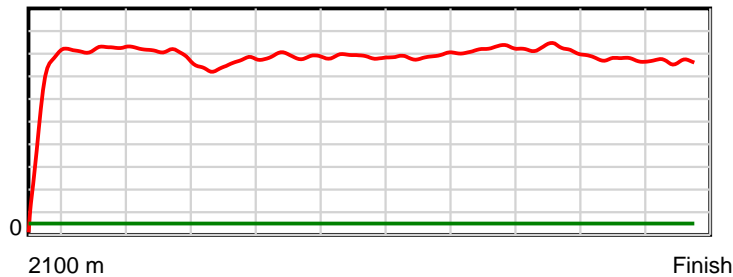
10 m Stride length



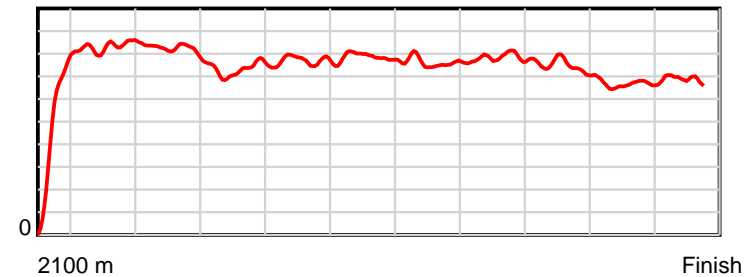
0.6 s Stride duration



20 m/sec Speed



100 % Stride efficiency



Note: Horizontal distance axis grid lines are 200m furlongs.

Disclaimer.

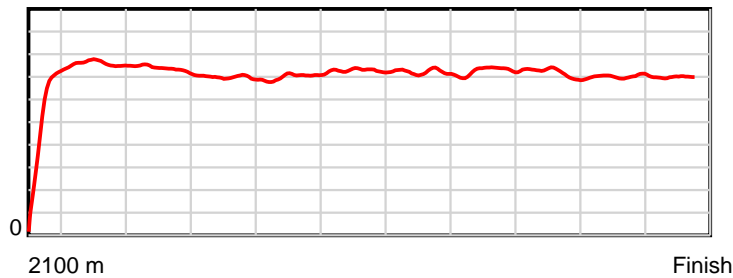
Tasracing Pty Ltd and Thoroughbred Ratings Pty Ltd accepts no responsibility for the completeness or accuracy of any of the information contained herein, and makes no representations about its suitability for any particular purpose. Users should make their own judgements about those matters and/or seek independent advice. You assume all risks associated with use of the data provided on this page.

Race Results

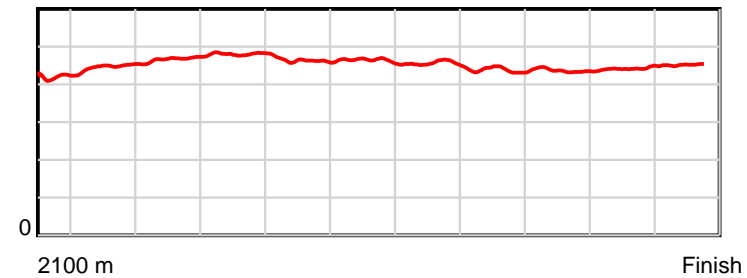
April 26, 2015, Race 4, BM62, Distance 2100m, Elwick Course Proper - Offset 0m

Result	TAB no.	Horse (Barrier)	2100 to 2000m	2000m to 1800m	1800m to 1600m	1600m to 1400m	1400m to 1200m	1200m to 1000m	1000m to 800m	800m to 600m	600m to 400m	400m to 200m	200m to WP	Total or Average	Margin
2nd	7	Staples Gee Ge... (6)													
		Position in running (margin)	-	3(2.0)	2(1.3)	2(1.2)	2(2.0)	3(0.5)	3(1.1)	3(0.7)	2(0.6)	2(1.5)	2(0.9)		0.40
		Sectional time (s)	8.77	11.14	12.47	13.98	13.28	12.70	12.53	11.99	12.17	12.46	12.76		
		Cumulative time (s)	134.24	125.47	114.33	101.86	87.89	74.60	61.90	49.37	37.39	25.22	12.76	2:14.24	
		Speed (m/s)	11.41	17.95	16.04	14.31	15.06	15.75	15.96	16.68	16.43	16.05	15.67	15.64	
		Stride length (m)	4.96	7.90	7.42	6.85	7.04	7.31	7.30	7.37	7.17	7.03	7.08	7.08	
		Stride duration (s)	0.422	0.440	0.463	0.479	0.468	0.464	0.457	0.442	0.436	0.438	0.452	0.453	
		Stride efficiency (%)	38.48	97.55	86.07	73.38	77.41	83.59	83.20	84.86	80.39	77.16	78.35	78.39	
		Stride count	20.15	25.31	26.95	29.19	28.42	27.35	27.41	27.14	27.88	28.46	28.24	296.50	

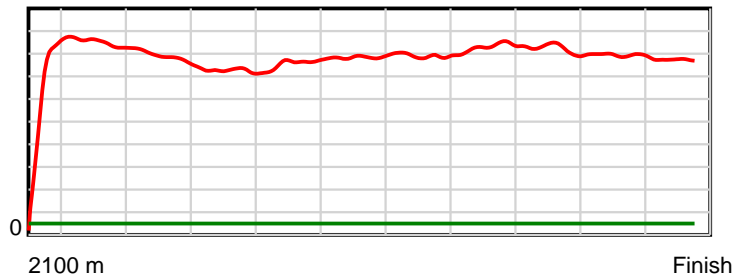
10 m Stride length



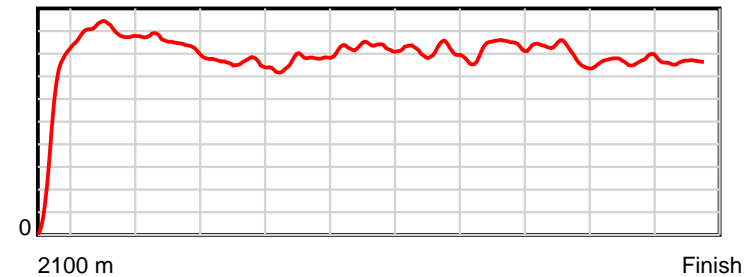
0.6 s Stride duration



20 m/sec Speed



100 % Stride efficiency



Note: Horizontal distance axis grid lines are 200m furlongs.

Disclaimer.

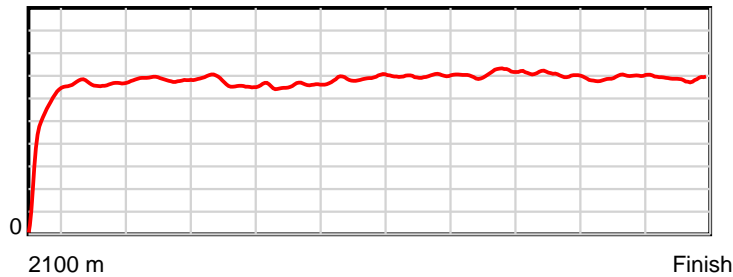
Tasracing Pty Ltd and Thoroughbred Ratings Pty Ltd accepts no responsibility for the completeness or accuracy of any of the information contained herein, and makes no representations about its suitability for any particular purpose. Users should make their own judgements about those matters and/or seek independent advice. You assume all risks associated with use of the data provided on this page.

Race Results

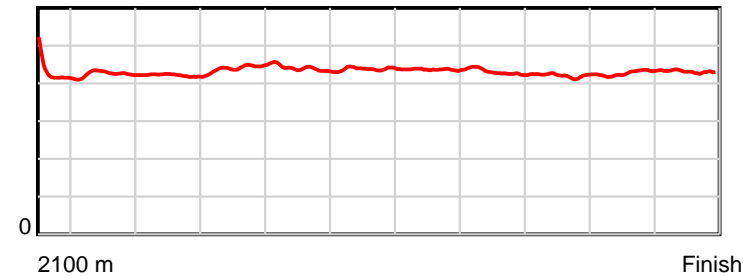
April 26, 2015, Race 4, BM62, Distance 2100m, Elwick Course Proper - Offset 0m

Result	TAB no.	Horse (Barrier)	2100 to 2000m	2000m to 1800m	1800m to 1600m	1600m to 1400m	1400m to 1200m	1200m to 1000m	1000m to 800m	800m to 600m	600m to 400m	400m to 200m	200m to WP	Total or Average	Margin
3rd	3	Alsa Doll (7)													
		Position in running (margin)	-	4(2.1)	6(8.9)	6(7.9)	7(5.0)	7(5.0)	7(4.9)	7(3.7)	7(4.3)	6(5.3)	4(3.8)		0.50
		Sectional time (s)	8.63	12.39	12.30	13.37	13.53	12.59	12.41	12.10	12.19	12.30	12.45		
		Cumulative time (s)	134.26	125.63	113.24	100.94	87.57	74.04	61.45	49.05	36.95	24.75	12.45	2:14.25	
		Speed (m/s)	11.59	16.14	16.26	14.96	14.78	15.89	16.12	16.53	16.41	16.26	16.06	15.64	
		Stride length (m)	5.01	6.86	6.85	6.56	6.52	6.95	7.04	7.12	6.91	6.93	6.92	6.74	
		Stride duration (s)	0.436	0.425	0.422	0.438	0.441	0.437	0.437	0.431	0.421	0.426	0.431	0.431	
		Stride efficiency (%)	39.28	73.48	73.43	67.22	66.48	75.51	77.50	79.23	74.55	75.10	74.92	71.07	
		Stride count	19.94	29.17	29.18	30.49	30.66	28.77	28.40	28.09	28.96	28.85	28.88	311.39	

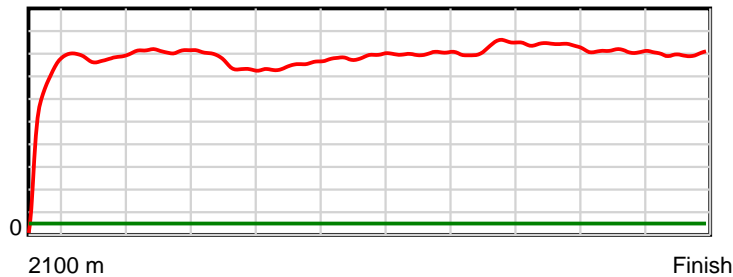
10 m Stride length



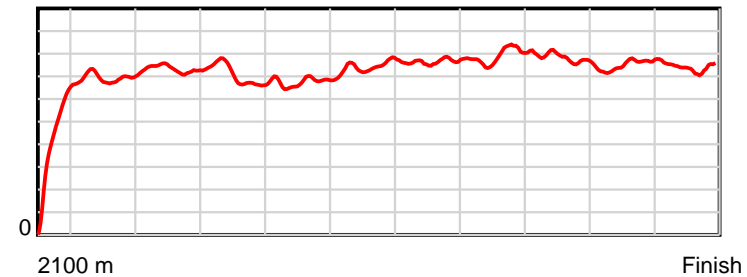
0.6 s Stride duration



20 m/sec Speed



100 % Stride efficiency



Note: Horizontal distance axis grid lines are 200m furlongs.

Disclaimer.

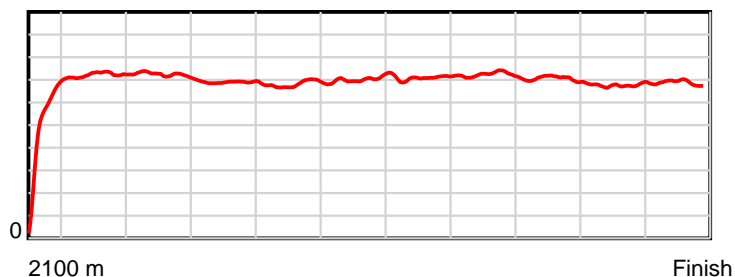
Tasracing Pty Ltd and Thoroughbred Ratings Pty Ltd accepts no responsibility for the completeness or accuracy of any of the information contained herein, and makes no representations about its suitability for any particular purpose. Users should make their own judgements about those matters and/or seek independent advice. You assume all risks associated with use of the data provided on this page.

Race Results

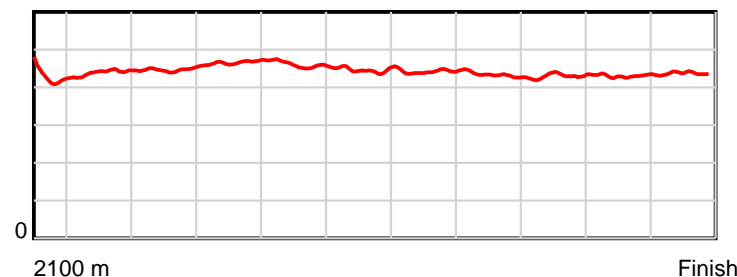
April 26, 2015, Race 4, BM62, Distance 2100m, Elwick Course Proper - Offset 0m

Result	TAB no.	Horse (Barrier)	2100 to 2000m	2000m to 1800m	1800m to 1600m	1600m to 1400m	1400m to 1200m	1200m to 1000m	1000m to 800m	800m to 600m	600m to 400m	400m to 200m	200m to WP	Total or Average	Margin
4th	1	Musique Player (4)													
		Position in running (margin)	-	2(1.1)	3(3.6)	3(2.9)	3(2.2)	5(2.7)	5(2.7)	6(1.6)	4(1.3)	4(2.9)	3(2.9)		1.50
		Sectional time (s)	8.60	11.69	12.36	13.73	13.62	12.60	12.42	11.96	12.28	12.56	12.64		
		Cumulative time (s)	134.45	125.85	114.16	101.80	88.07	74.46	61.86	49.44	37.49	25.20	12.64	2:14.44	
		Speed (m/s)	11.63	17.11	16.18	14.57	14.68	15.87	16.10	16.72	16.29	15.92	15.82	15.62	
		Stride length (m)	4.95	7.49	7.22	6.77	6.78	7.09	7.13	7.26	6.98	6.86	6.92	6.90	
		Stride duration (s)	0.436	0.438	0.446	0.465	0.461	0.446	0.443	0.434	0.429	0.431	0.437	0.442	
		Stride efficiency (%)	38.26	87.64	81.35	71.68	71.75	78.51	79.40	82.48	76.24	73.44	74.84	74.47	
		Stride count	20.21	26.71	27.72	29.53	29.52	28.22	28.06	27.53	28.63	29.17	28.90	304.20	

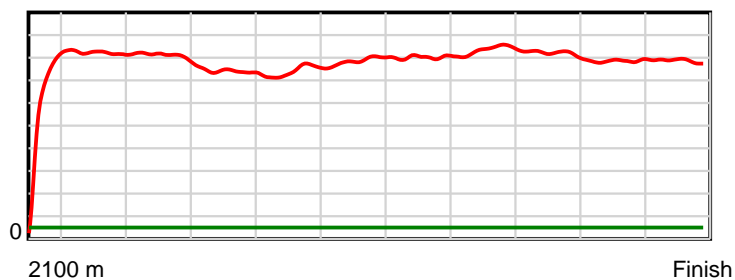
10 m Stride length



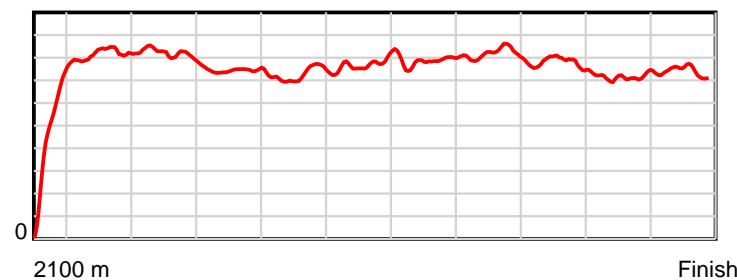
0.6 s Stride duration



20 m/sec Speed



100 % Stride efficiency



Note: Horizontal distance axis grid lines are 200m furlongs.

Disclaimer.

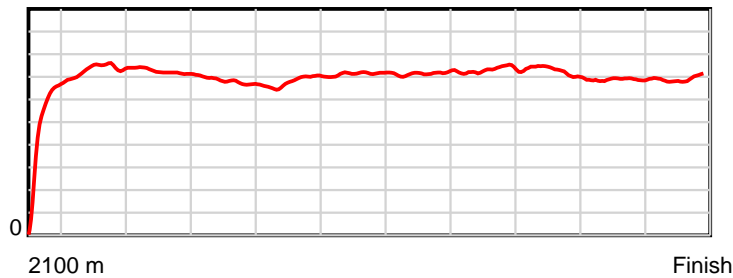
Tasracing Pty Ltd and Thoroughbred Ratings Pty Ltd accepts no responsibility for the completeness or accuracy of any of the information contained herein, and makes no representations about its suitability for any particular purpose. Users should make their own judgements about those matters and/or seek independent advice. You assume all risks associated with use of the data provided on this page.

Race Results

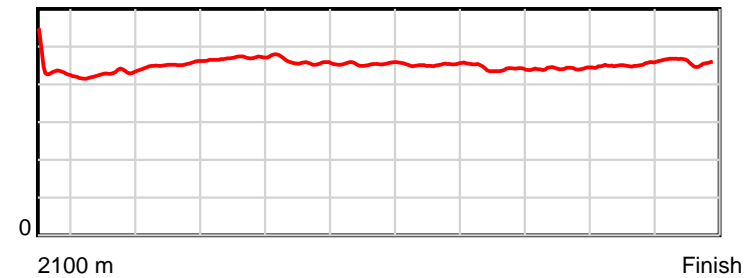
April 26, 2015, Race 4, BM62, Distance 2100m, Elwick Course Proper - Offset 0m

Result	TAB no.	Horse (Barrier)	2100 to 2000m	2000m to 1800m	1800m to 1600m	1600m to 1400m	1400m to 1200m	1200m to 1000m	1000m to 800m	800m to 600m	600m to 400m	400m to 200m	200m to WP	Total or Average	Margin
5th	9	Speedy Sort (3)	-	1(0.0)	1(0.0)	1(0.0)	1(0.0)	2(0.2)	2(0.7)	4(0.7)	3(0.6)	3(2.3)	5(4.3)		5.80
		Position in running (margin)	-	1(0.0)	1(0.0)	1(0.0)	1(0.0)	2(0.2)	2(0.7)	4(0.7)	3(0.6)	3(2.3)	5(4.3)		5.80
		Sectional time (s)	8.50	11.27	12.47	13.85	13.56	12.69	12.61	11.98	12.31	12.88	13.17		
		Cumulative time (s)	135.28	126.78	115.51	103.05	89.20	75.64	62.95	50.34	38.36	26.05	13.17	2:15.28	
		Speed (m/s)	11.76	17.75	16.04	14.44	14.75	15.76	15.86	16.69	16.25	15.53	15.19	15.52	
		Stride length (m)	5.17	7.57	7.24	6.77	6.82	7.15	7.17	7.41	7.15	6.98	7.00	6.99	
		Stride duration (s)	0.449	0.427	0.451	0.469	0.462	0.454	0.452	0.444	0.441	0.449	0.461	0.450	
		Stride efficiency (%)	41.75	89.65	81.81	71.60	72.63	80.00	80.29	85.86	80.00	76.04	76.57	76.42	
		Stride count	19.35	26.40	27.64	29.55	29.34	27.95	27.90	26.98	27.95	28.67	28.57	300.30	

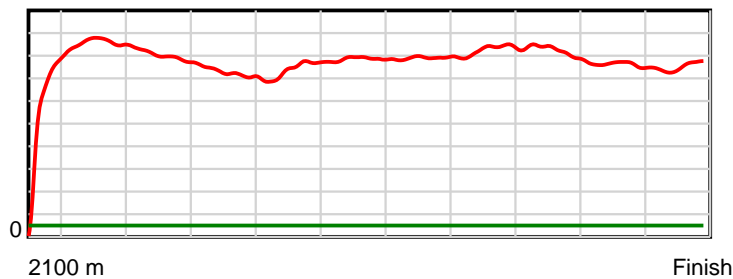
10 m Stride length



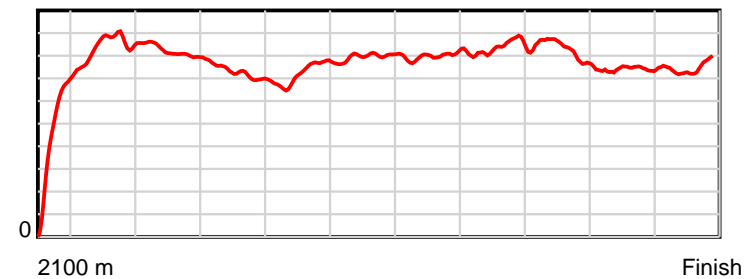
0.6 s Stride duration



20 m/sec Speed



100 % Stride efficiency



Note: Horizontal distance axis grid lines are 200m furlongs.

Disclaimer.

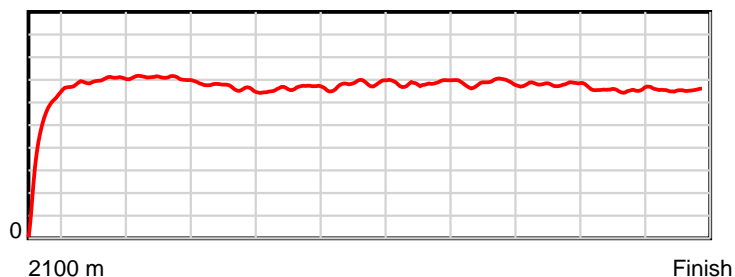
Tasracing Pty Ltd and Thoroughbred Ratings Pty Ltd accepts no responsibility for the completeness or accuracy of any of the information contained herein, and makes no representations about its suitability for any particular purpose. Users should make their own judgements about those matters and/or seek independent advice. You assume all risks associated with use of the data provided on this page.

Race Results

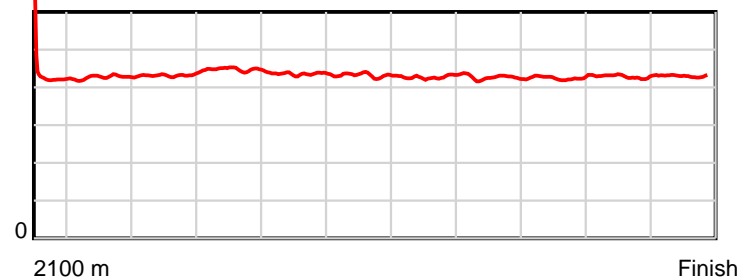
April 26, 2015, Race 4, BM62, Distance 2100m, Elwick Course Proper - Offset 0m

Result	TAB no.	Horse (Barrier)	2100 to	2000m to	1800m to	1600m to	1400m to	1200m to	1000m to	800m to	600m to	400m to	200m to	Total or	Margin
6th	6	Our Clangalang (1)	2000m	1800m	1600m	1400m	1200m	1000m	800m	600m	400m	200m	WP	Average	
		Position in running (margin)	-	6(3.4)	4(6.7)	4(4.9)	4(3.5)	4(2.4)	4(2.4)	2(0.3)	6(2.5)	7(5.4)	8(7.9)		8.10
		Sectional time (s)	9.13	11.81	12.17	13.62	13.34	12.61	12.26	12.37	12.50	12.99	12.95		
		Cumulative time (s)	135.73	126.60	114.79	102.62	89.00	75.66	63.06	50.80	38.43	25.94	12.95	2:15.72	
		Speed (m/s)	10.95	16.93	16.43	14.68	14.99	15.86	16.31	16.17	16.00	15.40	15.44	15.47	
		Stride length (m)	4.86	7.22	7.08	6.57	6.54	6.85	6.96	6.91	6.78	6.60	6.64	6.68	
		Stride duration (s)	0.427	0.427	0.431	0.447	0.436	0.432	0.427	0.427	0.424	0.429	0.430	0.432	
		Stride efficiency (%)	36.94	81.55	78.23	67.45	66.81	73.31	75.76	74.54	71.87	68.02	68.85	69.73	
		Stride count	20.57	27.69	28.27	30.44	30.59	29.20	28.72	28.96	29.49	30.31	30.13	314.37	

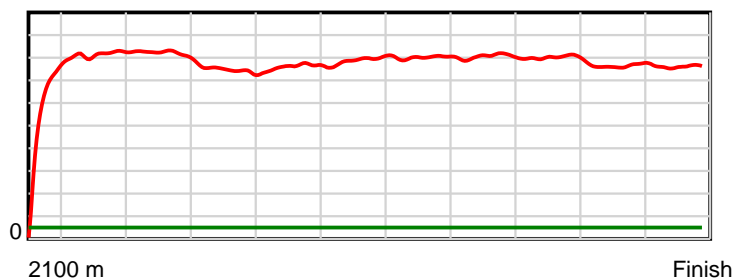
10 m Stride length



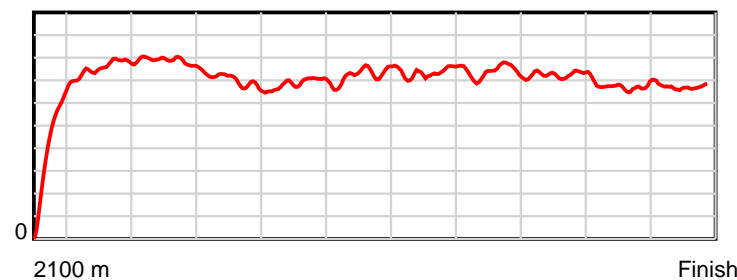
0.6 s Stride duration



20 m/sec Speed



100 % Stride efficiency



Note: Horizontal distance axis grid lines are 200m furlongs.

Disclaimer.

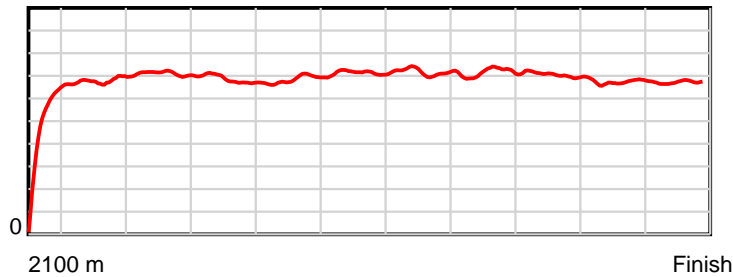
Tasracing Pty Ltd and Thoroughbred Ratings Pty Ltd accepts no responsibility for the completeness or accuracy of any of the information contained herein, and makes no representations about its suitability for any particular purpose. Users should make their own judgements about those matters and/or seek independent advice. You assume all risks associated with use of the data provided on this page.

Race Results

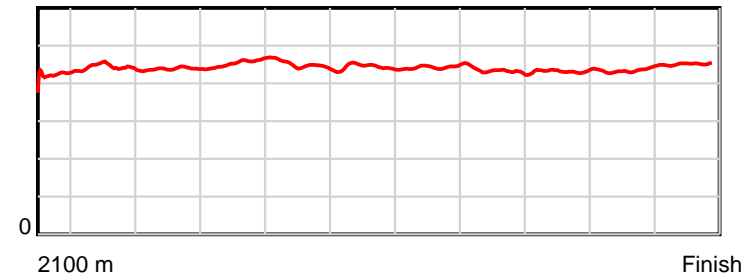
April 26, 2015, Race 4, BM62, Distance 2100m, Elwick Course Proper - Offset 0m

Result	TAB no.	Horse (Barrier)	2100 to 2000m	2000m to 1800m	1800m to 1600m	1600m to 1400m	1400m to 1200m	1200m to 1000m	1000m to 800m	800m to 600m	600m to 400m	400m to 200m	200m to WP	Total or Average	Margin
7th	8	Kompressor (8)	-	5(2.8)	8(10.7)	8(10.3)	8(6.8)	6(4.4)	6(2.9)	5(0.8)	5(2.5)	5(4.7)	6(6.3)		9.10
		Position in running (margin)	-	5(2.8)	8(10.7)	8(10.3)	8(6.8)	6(4.4)	6(2.9)	5(0.8)	5(2.5)	5(4.7)	6(6.3)		9.10
		Sectional time (s)	9.14	12.58	12.40	13.27	13.12	12.36	12.24	12.28	12.39	12.84	13.30		
		Cumulative time (s)	135.93	126.79	114.21	101.81	88.54	75.42	63.05	50.81	38.53	26.14	13.30	2:15.93	
		Speed (m/s)	10.94	15.90	16.13	15.07	15.24	16.18	16.34	16.29	16.14	15.58	15.04	15.45	
		Stride length (m)	4.86	7.03	7.06	6.79	6.90	7.17	7.21	7.11	6.94	6.76	6.78	6.83	
		Stride duration (s)	0.418	0.442	0.438	0.451	0.452	0.443	0.441	0.437	0.430	0.434	0.451	0.442	
		Stride efficiency (%)	36.97	77.12	77.99	72.14	74.30	80.32	81.16	78.98	75.35	71.36	71.81	72.90	
		Stride count	20.56	28.47	28.31	29.43	29.01	27.90	27.75	28.13	28.80	29.60	29.50	307.46	

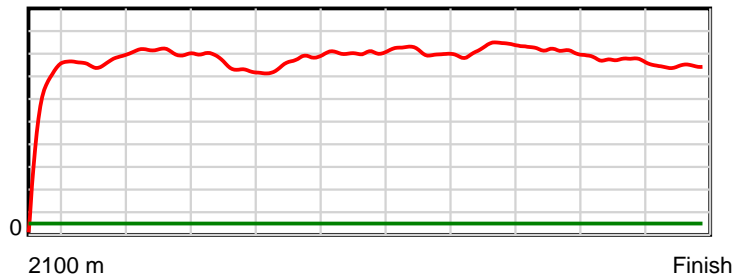
10 m Stride length



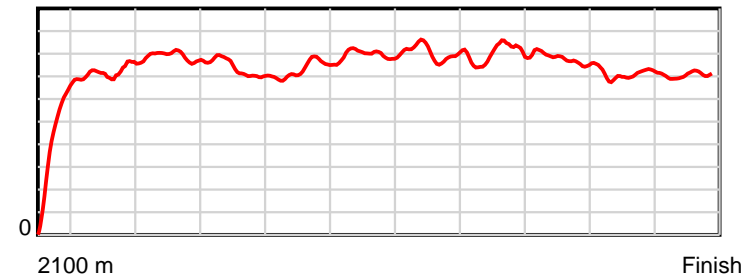
0.6 s Stride duration



20 m/sec Speed



100 % Stride efficiency



Note: Horizontal distance axis grid lines are 200m furlongs.

Disclaimer.

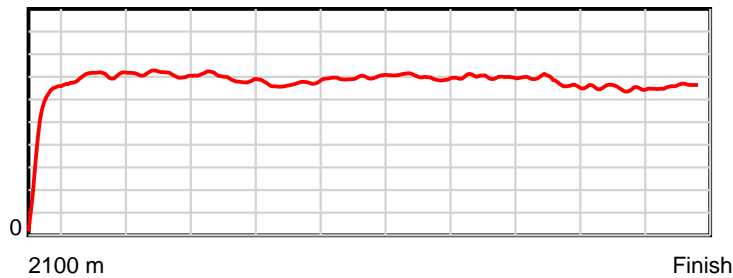
Tasracing Pty Ltd and Thoroughbred Ratings Pty Ltd accepts no responsibility for the completeness or accuracy of any of the information contained herein, and makes no representations about its suitability for any particular purpose. Users should make their own judgements about those matters and/or seek independent advice. You assume all risks associated with use of the data provided on this page.

Race Results

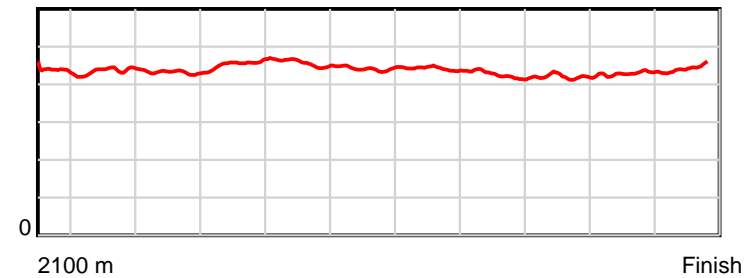
April 26, 2015, Race 4, BM62, Distance 2100m, Elwick Course Proper - Offset 0m

Result	TAB no.	Horse (Barrier)	2100 to	2000m to	1800m to	1600m to	1400m to	1200m to	1000m to	800m to	600m to	400m to	200m to	Total or	Margin
8th	5	Talent Code (5)	2000m	1800m	1600m	1400m	1200m	1000m	800m	600m	400m	200m	WP	Average	
		Position in running (margin)	-	8(6.7)	7(10.6)	7(8.4)	5(3.8)	8(5.0)	8(4.9)	8(4.3)	8(5.0)	8(6.3)	7(7.3)		11.60
		Sectional time (s)	9.96	11.91	12.11	13.07	13.74	12.58	12.50	12.12	12.23	12.73	13.47		
		Cumulative time (s)	136.42	126.46	114.56	102.45	89.37	75.63	63.05	50.55	38.43	26.20	13.47	2:16.41	
		Speed (m/s)	10.04	16.79	16.52	15.30	14.56	15.90	16.00	16.50	16.35	15.71	14.85	15.39	
		Stride length (m)	4.63	7.28	7.15	6.88	6.67	7.03	7.08	7.07	6.85	6.69	6.56	6.76	
		Stride duration (s)	0.434	0.433	0.433	0.450	0.458	0.442	0.442	0.429	0.419	0.426	0.441	0.439	
		Stride efficiency (%)	33.53	82.76	79.91	73.88	69.53	77.19	78.25	78.17	73.28	69.96	67.18	71.38	
		Stride count	21.59	27.48	27.97	29.09	29.98	28.46	28.26	28.28	29.21	29.89	30.50	310.71	

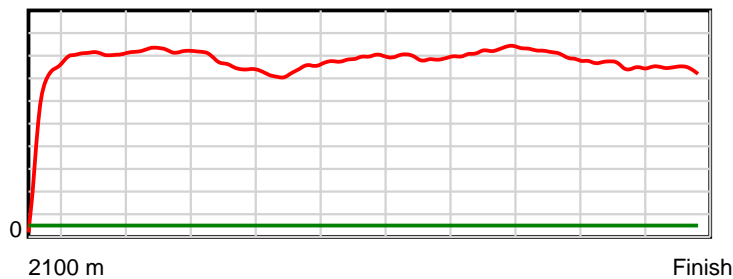
10 m Stride length



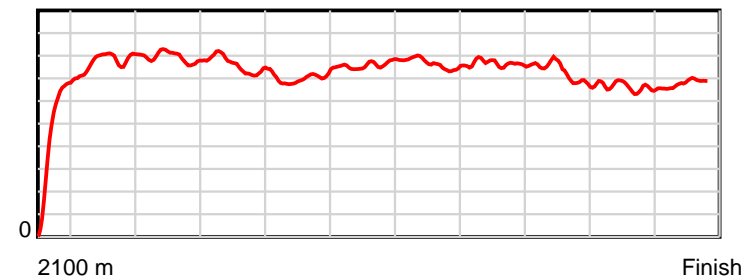
0.6 s Stride duration



20 m/sec Speed



100 % Stride efficiency



Note: Horizontal distance axis grid lines are 200m furlongs.

Disclaimer.

Tasracing Pty Ltd and Thoroughbred Ratings Pty Ltd accepts no responsibility for the completeness or accuracy of any of the information contained herein, and makes no representations about its suitability for any particular purpose. Users should make their own judgements about those matters and/or seek independent advice. You assume all risks associated with use of the data provided on this page.