



Race Results

Tasmanian Racing Club, Hobart, April 26, 2015

Compilation date: April 27, 2015, 12:07:39 PM (AEST)

Copyright © 2015 Tasracing Pty Ltd. All rights reserved.

Trademarks.

StrideMASTER is a registered trademark of Thoroughbred Ratings Pty Ltd.

Disclaimer.

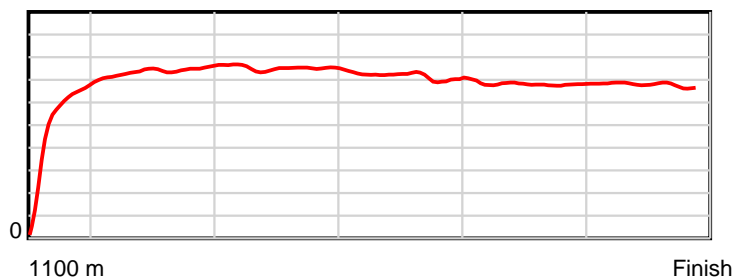
Tasracing Pty Ltd and Thoroughbred Ratings Pty Ltd accepts no responsibility for the completeness or accuracy of any of the information contained herein, and makes no representations about its suitability for any particular purpose. Users should make their own judgements about those matters and/or seek independent advice. You assume all risks associated with use of the data provided on this page.

Race Results

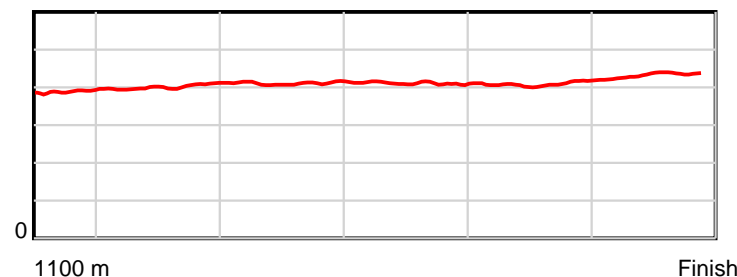
April 26, 2015, Race 6, 3Y-SW, Distance 1100m, Elwick Course Proper - Offset 0m

Result	TAB no.	Horse (Barrier)	1100 to	1000m to	800m to	600m to	400m to	200m to	Total or	Margin
1st	1	Geegees Double... (5)	1000m	800m	600m	400m	200m	WP	Average	
		Position in running (margin)	-	3(1.6)	3(1.2)	3(1.0)	3(2.7)	3(0.5)		0.00
		Sectional time (s)	7.67	10.69	10.85	11.38	11.80	12.62		
		Cumulative time (s)	65.00	57.33	46.64	35.80	24.42	12.62	1:05.00	
		Speed (m/s)	13.04	18.71	18.43	17.57	16.95	15.85	16.92	
		Stride length (m)	4.68	7.49	7.57	7.20	6.92	6.84	6.86	
		Stride duration (s)	0.383	0.401	0.410	0.410	0.408	0.432	0.405	
		Stride efficiency (%)	34.24	87.74	89.55	80.98	74.91	73.13	73.51	
		Stride count	21.36	26.69	26.42	27.78	28.89	29.24	160.38	

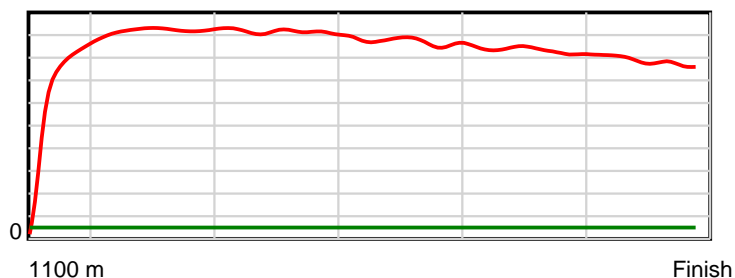
10 m Stride length



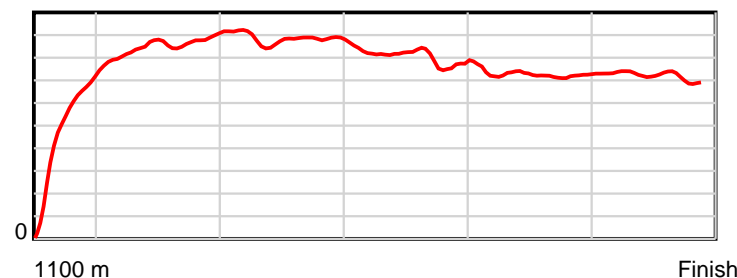
0.6 s Stride duration



20 m/sec Speed



100 % Stride efficiency



Note: Horizontal distance axis grid lines are 200m furlongs.

Disclaimer.

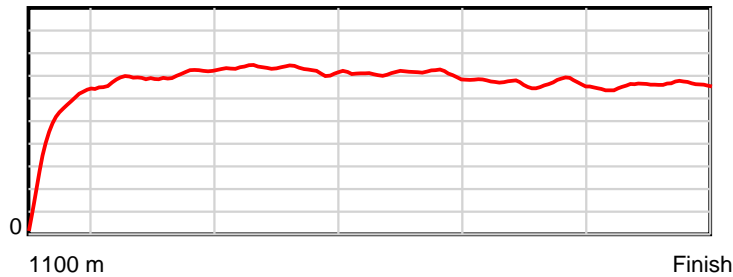
Tasracing Pty Ltd and Thoroughbred Ratings Pty Ltd accepts no responsibility for the completeness or accuracy of any of the information contained herein, and makes no representations about its suitability for any particular purpose. Users should make their own judgements about those matters and/or seek independent advice. You assume all risks associated with use of the data provided on this page.

Race Results

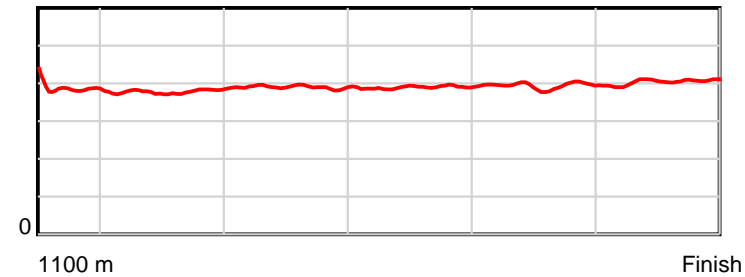
April 26, 2015, Race 6, 3Y-SW, Distance 1100m, Elwick Course Proper - Offset 0m

Result	TAB no.	Horse (Barrier)	1100 to	1000m to	800m to	600m to	400m to	200m to	Total or	Margin
2nd	3	Silver Bolt (2)	1000m	800m	600m	400m	200m	WP	Average	
		Position in running (margin)	-	2(0.3)	2(1.1)	2(0.7)	2(1.3)	1(0.0)		2.00
		Sectional time (s)	7.99	10.91	10.82	11.18	11.96	12.49		
		Cumulative time (s)	65.36	57.37	46.45	35.63	24.45	12.49	1:05.36	
		Speed (m/s)	12.52	18.33	18.48	17.89	16.72	16.01	16.83	
		Stride length (m)	4.69	6.91	7.18	6.93	6.58	6.46	6.54	
		Stride duration (s)	0.393	0.377	0.389	0.388	0.393	0.403	0.388	
		Stride efficiency (%)	34.42	74.68	80.66	75.11	67.56	65.15	66.74	
		Stride count	21.31	28.93	27.84	28.85	30.42	30.97	168.32	

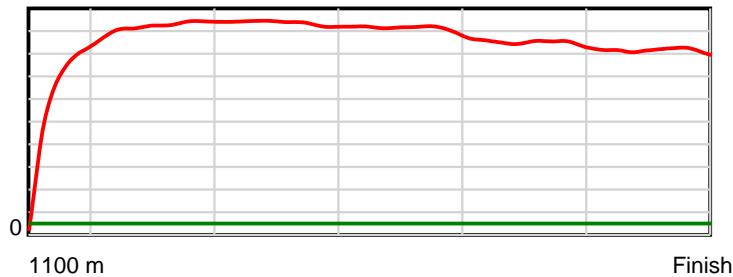
10 m Stride length



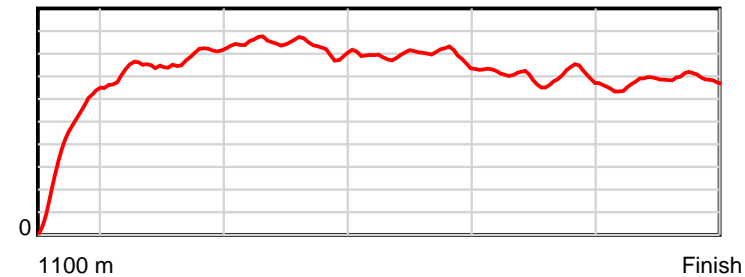
0.6 s Stride duration



20 m/sec Speed



100 % Stride efficiency



Note: Horizontal distance axis grid lines are 200m furlongs.

Disclaimer.

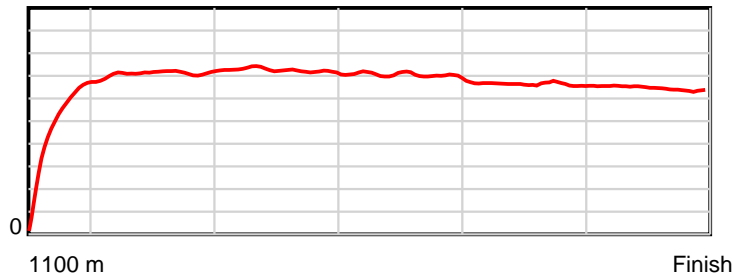
Tasracing Pty Ltd and Thoroughbred Ratings Pty Ltd accepts no responsibility for the completeness or accuracy of any of the information contained herein, and makes no representations about its suitability for any particular purpose. Users should make their own judgements about those matters and/or seek independent advice. You assume all risks associated with use of the data provided on this page.

Race Results

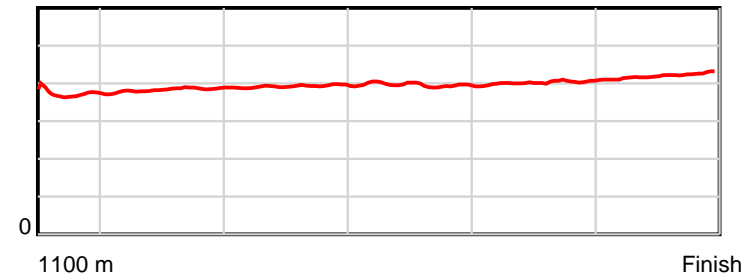
April 26, 2015, Race 6, 3Y-SW, Distance 1100m, Elwick Course Proper - Offset 0m

Result	TAB no.	Horse (Barrier)	1100 to	1000m to	800m to	600m to	400m to	200m to	Total or	Margin
3rd	6	Our Lucky Girl (3)	1000m	800m	600m	400m	200m	WP	Average	
		Position in running (margin)	-	1(0.0)	1(0.0)	1(0.0)	1(0.0)	2(0.1)		4.80
		Sectional time (s)	7.85	10.76	10.89	11.09	12.19	13.07		
		Cumulative time (s)	65.86	58.01	47.24	36.36	25.27	13.07	1:05.86	
		Speed (m/s)	12.74	18.59	18.37	18.03	16.41	15.30	16.70	
		Stride length (m)	4.54	7.12	7.20	7.13	6.58	6.42	6.57	
		Stride duration (s)	0.369	0.383	0.392	0.395	0.401	0.420	0.393	
		Stride efficiency (%)	32.27	79.17	81.05	79.48	67.67	64.46	67.43	
		Stride count	22.01	28.10	27.77	28.04	30.39	31.14	167.45	

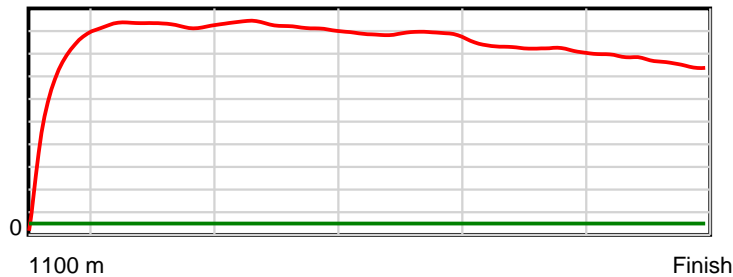
10 m Stride length



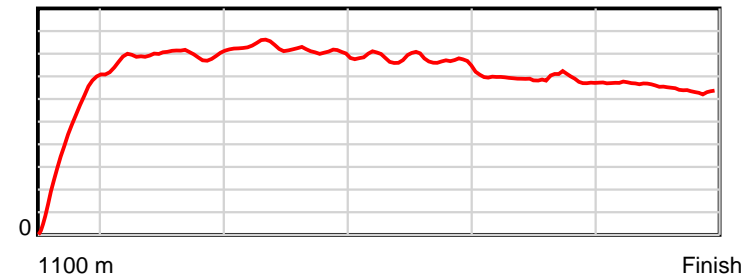
0.6 s Stride duration



20 m/sec Speed



100 % Stride efficiency



Note: Horizontal distance axis grid lines are 200m furlongs.

Disclaimer.

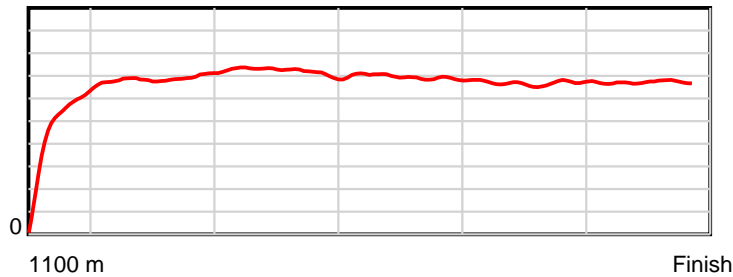
Tasracing Pty Ltd and Thoroughbred Ratings Pty Ltd accepts no responsibility for the completeness or accuracy of any of the information contained herein, and makes no representations about its suitability for any particular purpose. Users should make their own judgements about those matters and/or seek independent advice. You assume all risks associated with use of the data provided on this page.

Race Results

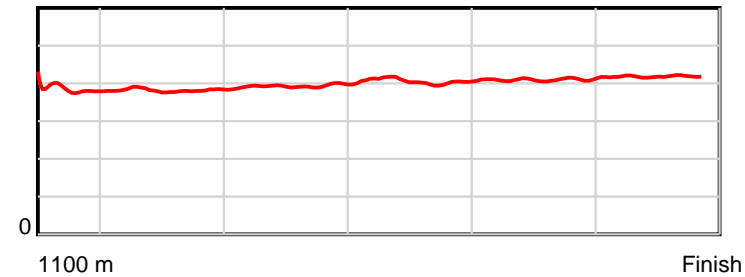
April 26, 2015, Race 6, 3Y-SW, Distance 1100m, Elwick Course Proper - Offset 0m

Result	TAB no.	Horse (Barrier)	1100 to	1000m to	800m to	600m to	400m to	200m to	Total or	Margin
4th	4	Demons Run (4)	1000m	800m	600m	400m	200m	WP	Average	
		Position in running (margin)	-	6(4.5)	7(4.6)	7(3.8)	7(8.4)	5(7.8)		7.30
		Sectional time (s)	8.46	10.79	10.74	11.86	12.08	12.39		
		Cumulative time (s)	66.32	57.86	47.07	36.33	24.47	12.39	1:06.31	
		Speed (m/s)	11.82	18.54	18.62	16.86	16.56	16.14	16.59	
		Stride length (m)	4.54	7.06	7.29	6.81	6.77	6.74	6.61	
		Stride duration (s)	0.394	0.381	0.392	0.404	0.409	0.418	0.399	
		Stride efficiency (%)	32.22	77.94	83.14	72.48	71.66	71.07	68.35	
		Stride count	22.02	28.32	27.42	29.37	29.53	29.66	166.32	

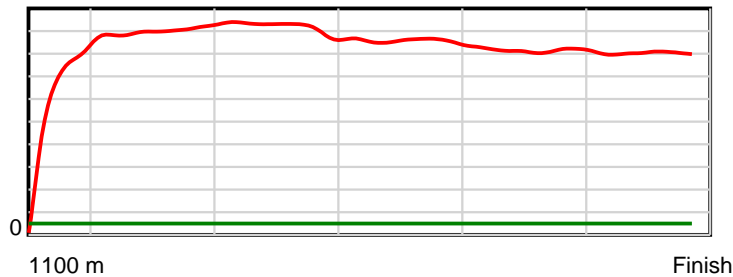
10 m Stride length



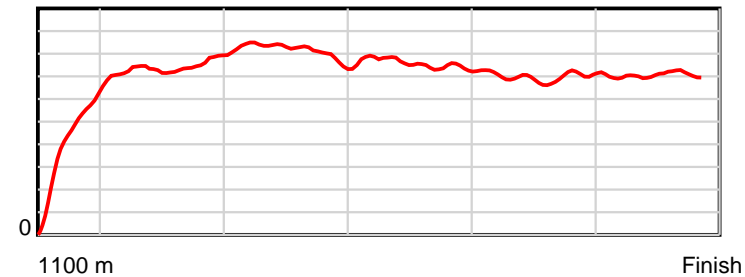
0.6 s Stride duration



20 m/sec Speed



100 % Stride efficiency



Note: Horizontal distance axis grid lines are 200m furlongs.

Disclaimer.

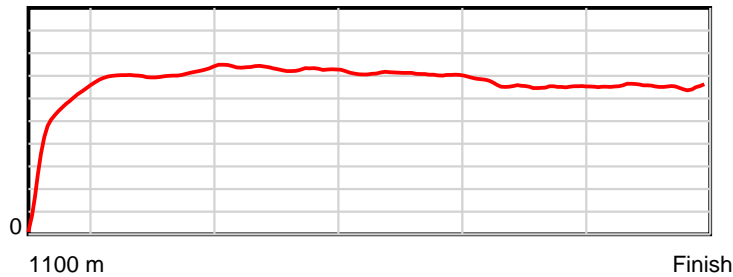
Tasracing Pty Ltd and Thoroughbred Ratings Pty Ltd accepts no responsibility for the completeness or accuracy of any of the information contained herein, and makes no representations about its suitability for any particular purpose. Users should make their own judgements about those matters and/or seek independent advice. You assume all risks associated with use of the data provided on this page.

Race Results

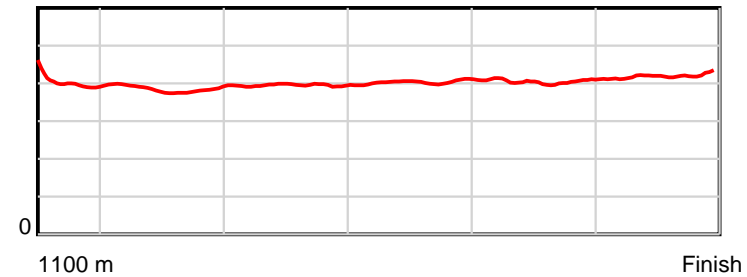
April 26, 2015, Race 6, 3Y-SW, Distance 1100m, Elwick Course Proper - Offset 0m

Result	TAB no.	Horse (Barrier)	1100 to	1000m to	800m to	600m to	400m to	200m to	Total or	Margin
5th	7	Viva La Verve (7)	1000m	800m	600m	400m	200m	WP	Average	
		Position in running (margin)	-	5(3.3)	5(2.9)	5(2.6)	4(5.4)	4(6.4)		8.80
		Sectional time (s)	8.34	10.70	10.84	11.56	12.35	12.82		
		Cumulative time (s)	66.60	58.26	47.56	36.73	25.17	12.82	1:06.59	
		Speed (m/s)	11.99	18.69	18.45	17.30	16.19	15.60	16.52	
		Stride length (m)	4.86	7.21	7.29	6.97	6.55	6.54	6.64	
		Stride duration (s)	0.407	0.386	0.395	0.403	0.404	0.419	0.402	
		Stride efficiency (%)	36.95	81.20	82.93	75.90	67.10	66.75	68.97	
		Stride count	20.56	27.74	27.45	28.70	30.52	30.60	165.57	

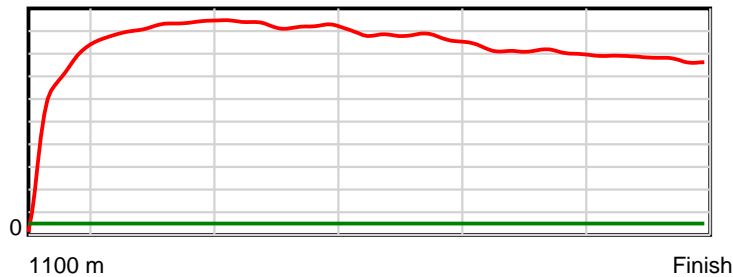
10 m Stride length



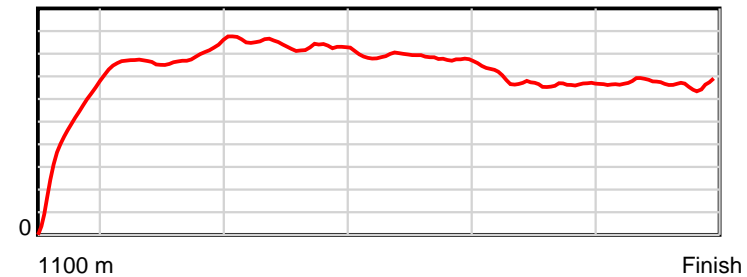
0.6 s Stride duration



20 m/sec Speed



100 % Stride efficiency



Note: Horizontal distance axis grid lines are 200m furlongs.

Disclaimer.

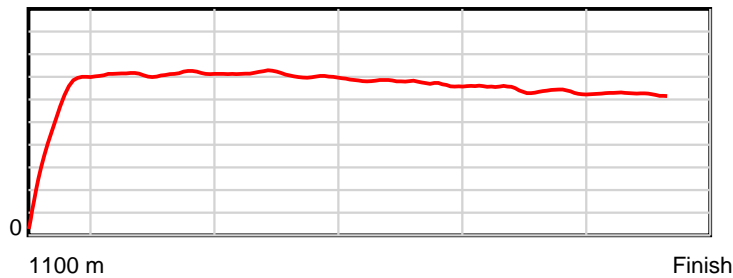
Tasracing Pty Ltd and Thoroughbred Ratings Pty Ltd accepts no responsibility for the completeness or accuracy of any of the information contained herein, and makes no representations about its suitability for any particular purpose. Users should make their own judgements about those matters and/or seek independent advice. You assume all risks associated with use of the data provided on this page.

Race Results

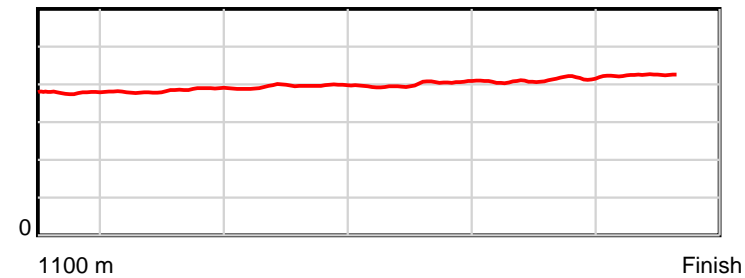
April 26, 2015, Race 6, 3Y-SW, Distance 1100m, Elwick Course Proper - Offset 0m

Result	TAB no.	Horse (Barrier)	1100 to	1000m to	800m to	600m to	400m to	200m to	Total or	Margin
6th	5	Sir Marmaduke (6)	1000m	800m	600m	400m	200m	WP	Average	
		Position in running (margin)	-	7(8.2)	4(1.5)	4(1.4)	5(6.5)	6(7.9)		15.10
		Sectional time (s)	9.55	9.65	10.87	11.94	12.41	13.38		
		Cumulative time (s)	67.79	58.24	48.60	37.73	25.79	13.38	1:07.79	
		Speed (m/s)	10.47	20.73	18.40	16.75	16.12	14.95	16.23	
		Stride length (m)	4.05	7.90	7.23	6.67	6.57	6.31	6.48	
		Stride duration (s)	0.375	0.381	0.393	0.398	0.408	0.422	0.399	
		Stride efficiency (%)	25.59	97.47	81.62	69.47	67.50	62.28	65.57	
		Stride count	24.71	25.32	27.67	30.00	30.43	31.68	169.81	

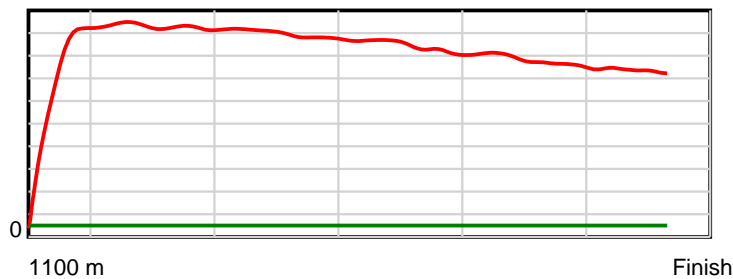
10 m Stride length



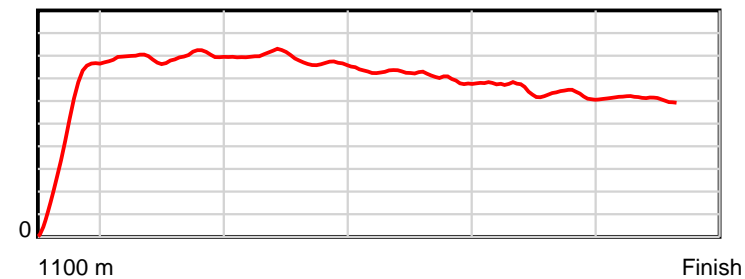
0.6 s Stride duration



20 m/sec Speed



100 % Stride efficiency



Note: Horizontal distance axis grid lines are 200m furlongs.

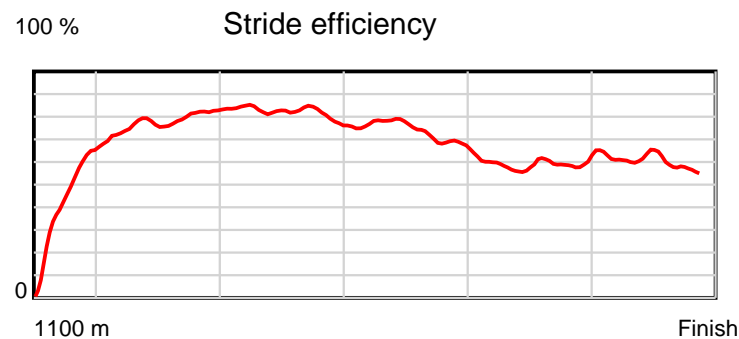
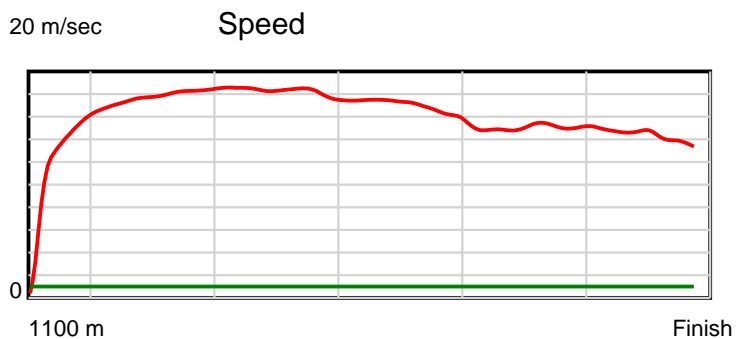
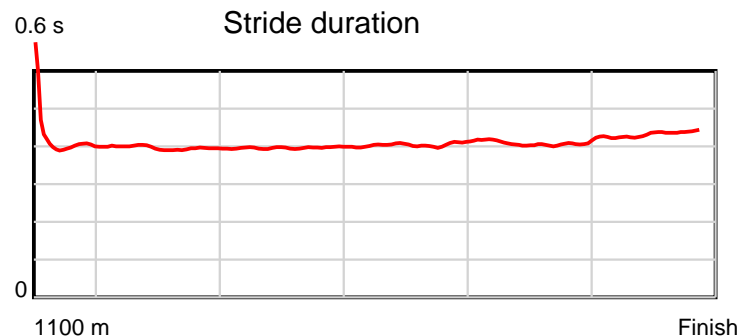
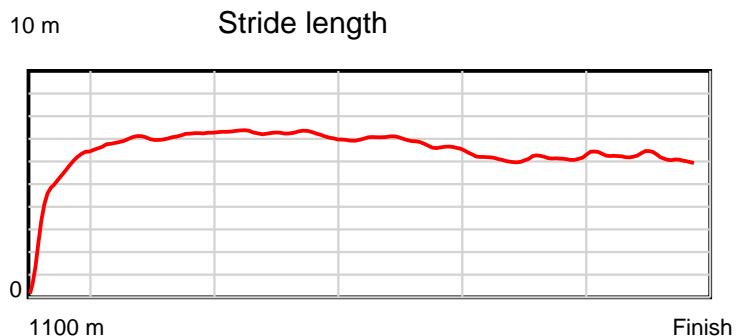
Disclaimer.

Tasracing Pty Ltd and Thoroughbred Ratings Pty Ltd accepts no responsibility for the completeness or accuracy of any of the information contained herein, and makes no representations about its suitability for any particular purpose. Users should make their own judgements about those matters and/or seek independent advice. You assume all risks associated with use of the data provided on this page.

Race Results

April 26, 2015, Race 6, 3Y-SW, Distance 1100m, Elwick Course Proper - Offset 0m

Result	TAB no.	Horse (Barrier)	1100 to	1000m to	800m to	600m to	400m to	200m to	Total or	Margin
7th	8	Rikishi (1)	1000m	800m	600m	400m	200m	WP	Average	
		Position in running (margin)	-	4(2.5)	6(4.0)	6(3.7)	6(7.3)	7(11.4)		21.40
		Sectional time (s)	8.64	11.01	10.84	11.69	12.86	13.99		
		Cumulative time (s)	69.03	60.39	49.38	38.54	26.85	13.99	1:09.03	
		Speed (m/s)	11.58	18.17	18.45	17.11	15.55	14.30	15.94	
		Stride length (m)	4.92	7.20	7.29	6.91	6.31	6.18	6.53	
		Stride duration (s)	0.406	0.396	0.395	0.404	0.406	0.432	0.410	
		Stride efficiency (%)	37.90	80.94	83.06	74.59	62.17	59.73	66.56	
		Stride count	20.31	27.79	27.43	28.95	31.71	32.35	168.54	



Note: Horizontal distance axis grid lines are 200m furlongs.

Disclaimer.

Tasracing Pty Ltd and Thoroughbred Ratings Pty Ltd accepts no responsibility for the completeness or accuracy of any of the information contained herein, and makes no representations about its suitability for any particular purpose. Users should make their own judgements about those matters and/or seek independent advice. You assume all risks associated with use of the data provided on this page.