



Race Results

Tasmanian Racing Club, Hobart, April 26, 2015

Compilation date: April 27, 2015, 12:09:13 PM (AEST)

Copyright © 2015 Tasracing Pty Ltd. All rights reserved.

Trademarks.

StrideMASTER is a registered trademark of Thoroughbred Ratings Pty Ltd.

Disclaimer.

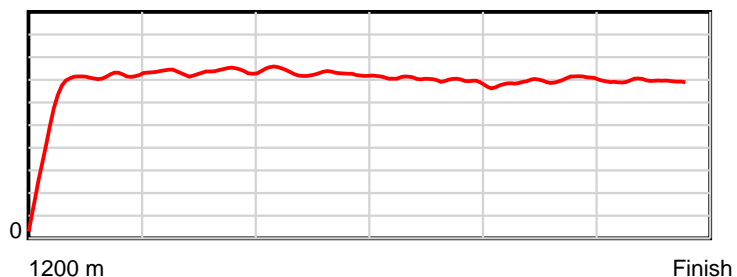
Tasracing Pty Ltd and Thoroughbred Ratings Pty Ltd accepts no responsibility for the completeness or accuracy of any of the information contained herein, and makes no representations about its suitability for any particular purpose. Users should make their own judgements about those matters and/or seek independent advice. You assume all risks associated with use of the data provided on this page.

Race Results

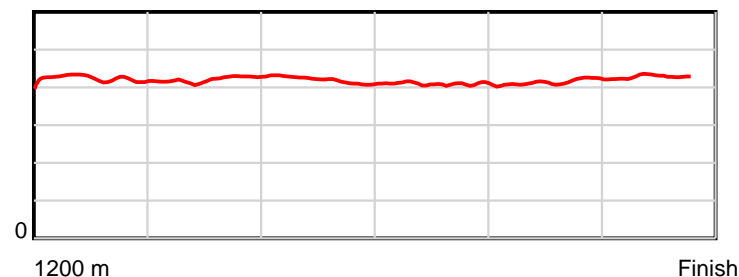
April 26, 2015, Race 9, BM72, Distance 1200m, Elwick Course Proper - Offset 0m

Result	TAB no.	Horse (Barrier)	1200 to	1000m to	800m to	600m to	400m to	200m to	Total or	Margin
1st	1	What Life Brin... (6)	1000m	800m	600m	400m	200m	WP	Average	
		Position in running (margin)	-	7(4.7)	5(5.0)	5(3.3)	6(2.4)	6(2.2)		0.00
		Sectional time (s)	15.19	11.15	11.35	11.62	12.13	12.23		
		Cumulative time (s)	73.68	58.49	47.34	35.99	24.36	12.23	1:13.68	
		Speed (m/s)	13.17	17.94	17.62	17.21	16.49	16.35	16.29	
		Stride length (m)	5.73	7.51	7.47	6.99	6.80	6.97	6.86	
		Stride duration (s)	0.436	0.419	0.424	0.407	0.412	0.426	0.421	
		Stride efficiency (%)	51.36	88.17	87.12	76.43	72.26	75.93	73.47	
		Stride count	34.89	26.63	26.79	28.60	29.41	28.69	175.01	

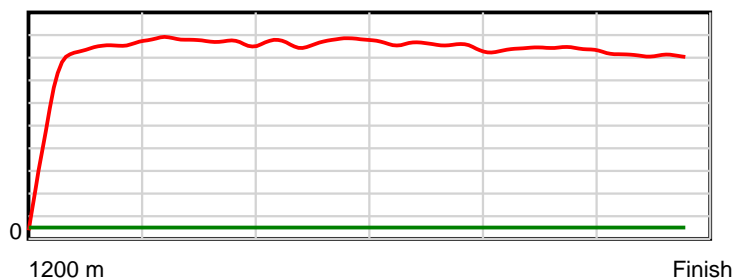
10 m Stride length



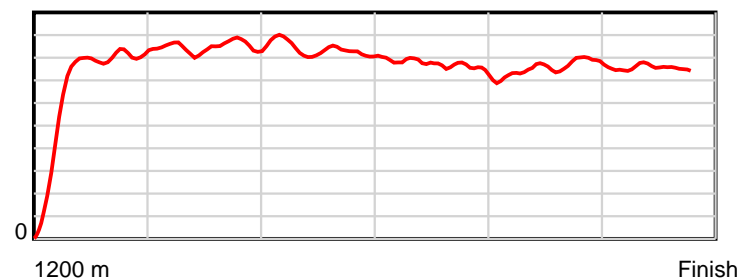
0.6 s Stride duration



20 m/sec Speed



100 % Stride efficiency



Note: Horizontal distance axis grid lines are 200m furlongs.

Disclaimer.

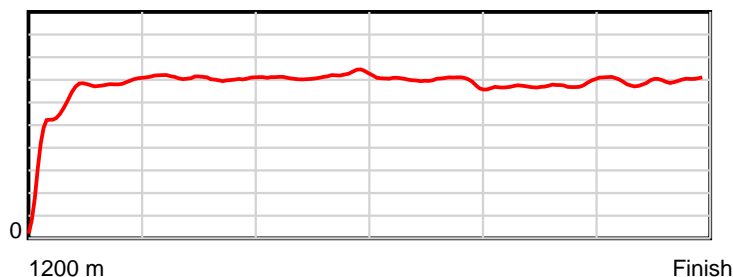
Tasracing Pty Ltd and Thoroughbred Ratings Pty Ltd accepts no responsibility for the completeness or accuracy of any of the information contained herein, and makes no representations about its suitability for any particular purpose. Users should make their own judgements about those matters and/or seek independent advice. You assume all risks associated with use of the data provided on this page.

Race Results

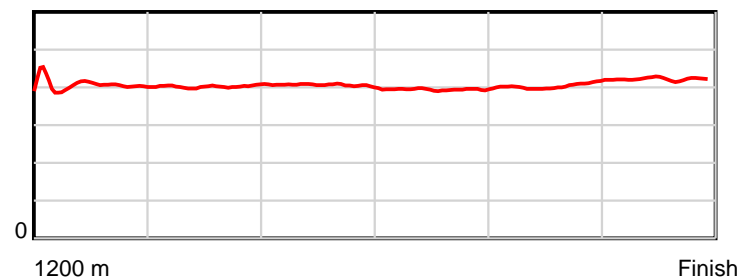
April 26, 2015, Race 9, BM72, Distance 1200m, Elwick Course Proper - Offset 0m

Result	TAB no.	Horse (Barrier)	1200 to	1000m to	800m to	600m to	400m to	200m to	Total or	Margin
2nd	3	Our Casanova (2)	1000m	800m	600m	400m	200m	WP	Average	
		Position in running (margin)	-	3(3.1)	3(3.2)	2(0.4)	3(0.4)	1(0.0)		0.00
		Sectional time (s)	15.08	11.10	11.16	11.78	12.09	12.45		
		Cumulative time (s)	73.68	58.60	47.49	36.33	24.54	12.45	1:13.68	
		Speed (m/s)	13.26	18.02	17.92	16.98	16.54	16.06	16.29	
		Stride length (m)	5.46	7.24	7.23	6.70	6.73	6.77	6.63	
		Stride duration (s)	0.406	0.402	0.403	0.395	0.407	0.421	0.407	
		Stride efficiency (%)	46.61	81.80	81.59	70.21	70.77	71.64	68.66	
		Stride count	36.62	27.64	27.68	29.84	29.72	29.54	181.04	

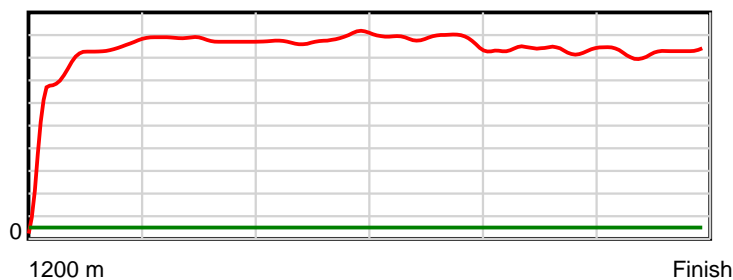
10 m Stride length



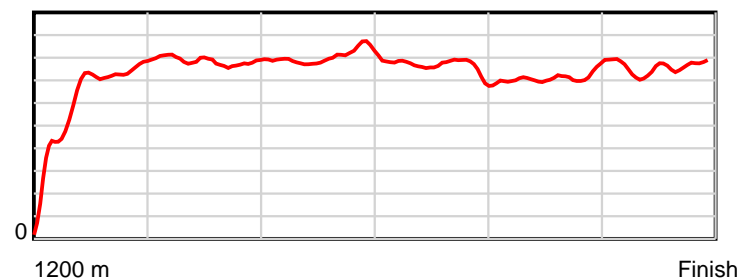
0.6 s Stride duration



20 m/sec Speed



100 % Stride efficiency



Note: Horizontal distance axis grid lines are 200m furlongs.

Disclaimer.

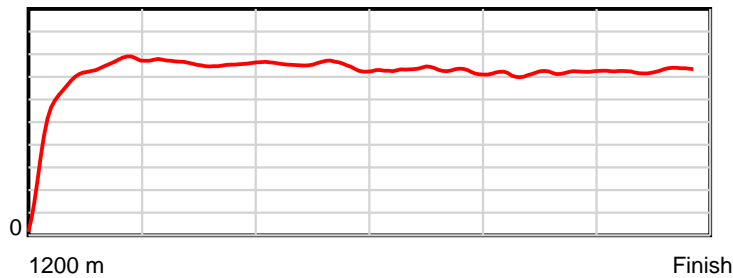
Tasracing Pty Ltd and Thoroughbred Ratings Pty Ltd accepts no responsibility for the completeness or accuracy of any of the information contained herein, and makes no representations about its suitability for any particular purpose. Users should make their own judgements about those matters and/or seek independent advice. You assume all risks associated with use of the data provided on this page.

Race Results

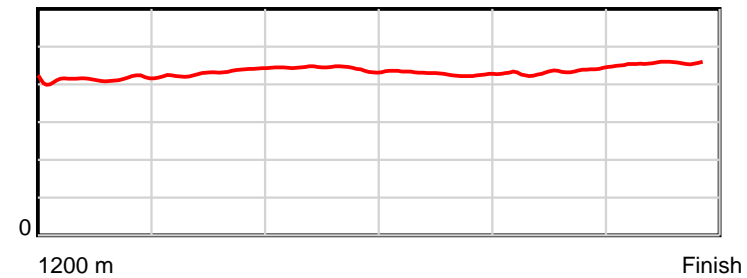
April 26, 2015, Race 9, BM72, Distance 1200m, Elwick Course Proper - Offset 0m

Result	TAB no.	Horse (Barrier)	1200 to	1000m to	800m to	600m to	400m to	200m to	Total or	Margin
3rd	8	Tiger Jack (7)	1000m	800m	600m	400m	200m	WP	Average	
		Position in running (margin)	-	1(0.0)	1(0.0)	1(0.0)	2(0.4)	2(0.4)		1.50
		Sectional time (s)	14.61	11.09	11.63	11.84	12.16	12.62		
		Cumulative time (s)	73.96	59.35	48.26	36.63	24.79	12.62	1:13.95	
		Speed (m/s)	13.69	18.03	17.20	16.89	16.45	15.85	16.23	
		Stride length (m)	5.70	7.76	7.62	7.24	7.10	7.23	7.04	
		Stride duration (s)	0.406	0.430	0.443	0.429	0.432	0.456	0.434	
		Stride efficiency (%)	50.85	94.04	90.83	81.89	78.70	81.68	77.37	
		Stride count	35.06	25.78	26.23	27.63	28.18	27.66	170.54	

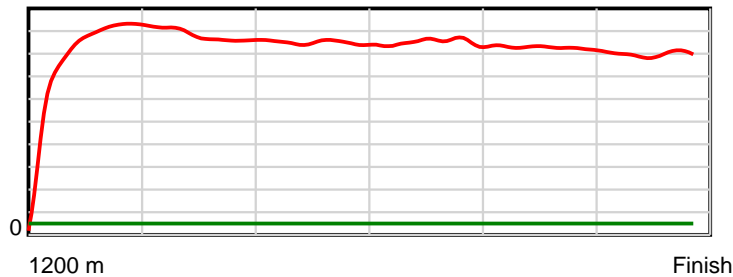
10 m Stride length



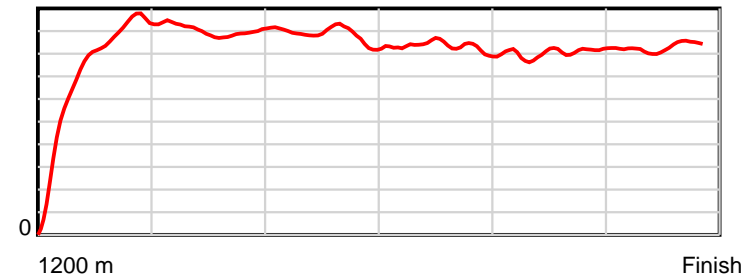
0.6 s Stride duration



20 m/sec Speed



100 % Stride efficiency



Note: Horizontal distance axis grid lines are 200m furlongs.

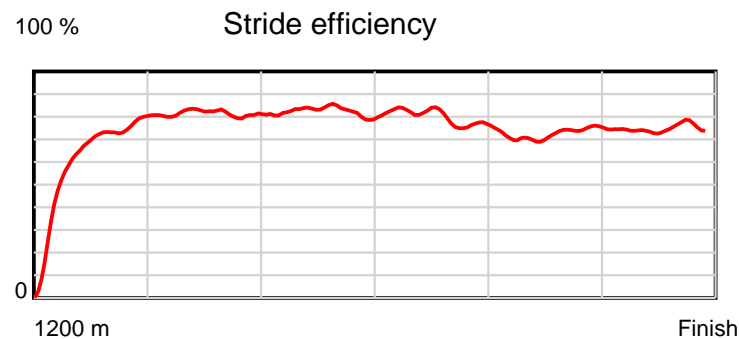
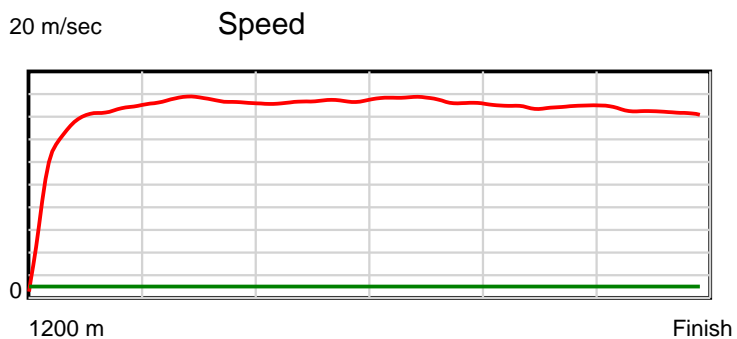
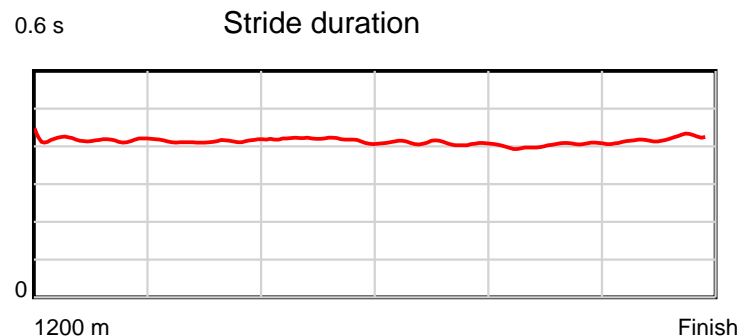
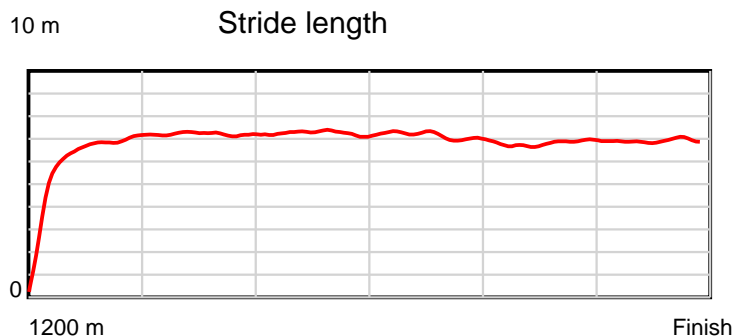
Disclaimer.

Tasracing Pty Ltd and Thoroughbred Ratings Pty Ltd accepts no responsibility for the completeness or accuracy of any of the information contained herein, and makes no representations about its suitability for any particular purpose. Users should make their own judgements about those matters and/or seek independent advice. You assume all risks associated with use of the data provided on this page.

Race Results

April 26, 2015, Race 9, BM72, Distance 1200m, Elwick Course Proper - Offset 0m

Result	TAB no.	Horse (Barrier)	1200 to	1000m to	800m to	600m to	400m to	200m to	Total or	Margin
4th	2	Hailed (5)	1000m	800m	600m	400m	200m	WP	Average	
		Position in running (margin)	-	5(3.6)	6(5.1)	6(3.8)	7(3.9)	7(3.0)		1.60
		Sectional time (s)	15.31	11.34	11.42	11.80	12.00	12.11		
		Cumulative time (s)	73.98	58.67	47.33	35.91	24.11	12.11	1:13.98	
		Speed (m/s)	13.07	17.64	17.51	16.95	16.67	16.52	16.22	
		Stride length (m)	5.63	7.28	7.31	6.92	6.72	6.93	6.75	
		Stride duration (s)	0.415	0.413	0.418	0.409	0.403	0.420	0.416	
		Stride efficiency (%)	49.49	82.88	83.55	74.93	70.55	75.15	71.15	
		Stride count	35.54	27.46	27.35	28.88	29.77	28.84	177.84	



Note: Horizontal distance axis grid lines are 200m furlongs.

Disclaimer.

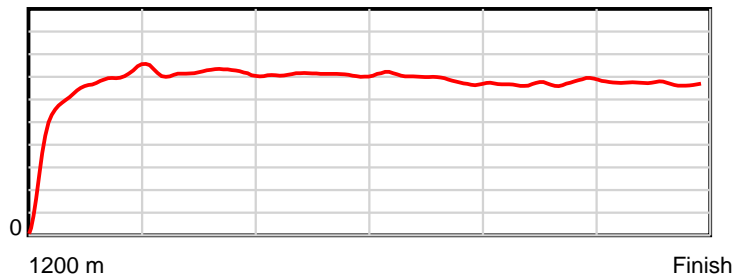
Tasracing Pty Ltd and Thoroughbred Ratings Pty Ltd accepts no responsibility for the completeness or accuracy of any of the information contained herein, and makes no representations about its suitability for any particular purpose. Users should make their own judgements about those matters and/or seek independent advice. You assume all risks associated with use of the data provided on this page.

Race Results

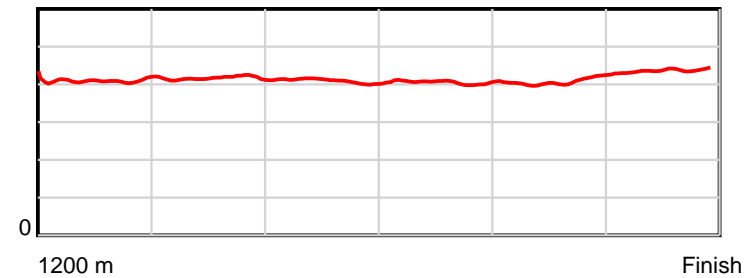
April 26, 2015, Race 9, BM72, Distance 1200m, Elwick Course Proper - Offset 0m

Result	TAB no.	Horse (Barrier)	1200 to	1000m to	800m to	600m to	400m to	200m to	Total or	Margin
5th	5	Gee Gees Style (4)	1000m	800m	600m	400m	200m	WP	Average	
		Position in running (margin)	-	2(1.0)	2(2.3)	4(1.2)	4(2.0)	4(1.0)		3.60
		Sectional time (s)	14.77	11.31	11.45	11.93	11.98	12.91		
		Cumulative time (s)	74.35	59.58	48.27	36.82	24.89	12.91	1:14.34	
		Speed (m/s)	13.54	17.68	17.47	16.76	16.69	15.49	16.14	
		Stride length (m)	5.57	7.36	7.14	6.80	6.79	6.76	6.68	
		Stride duration (s)	0.404	0.416	0.409	0.405	0.407	0.437	0.414	
		Stride efficiency (%)	48.55	84.60	79.63	72.19	72.06	71.50	69.82	
		Stride count	35.88	27.18	28.02	29.42	29.45	29.57	179.52	

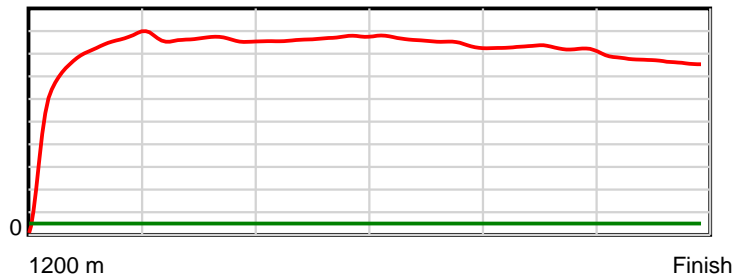
10 m Stride length



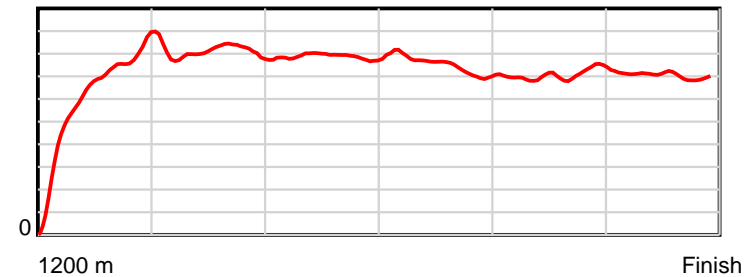
0.6 s Stride duration



20 m/sec Speed



100 % Stride efficiency



Note: Horizontal distance axis grid lines are 200m furlongs.

Disclaimer.

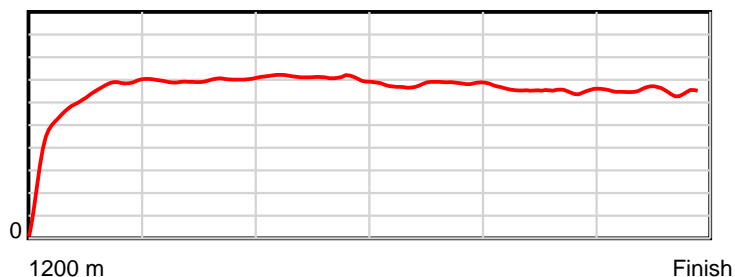
Tasracing Pty Ltd and Thoroughbred Ratings Pty Ltd accepts no responsibility for the completeness or accuracy of any of the information contained herein, and makes no representations about its suitability for any particular purpose. Users should make their own judgements about those matters and/or seek independent advice. You assume all risks associated with use of the data provided on this page.

Race Results

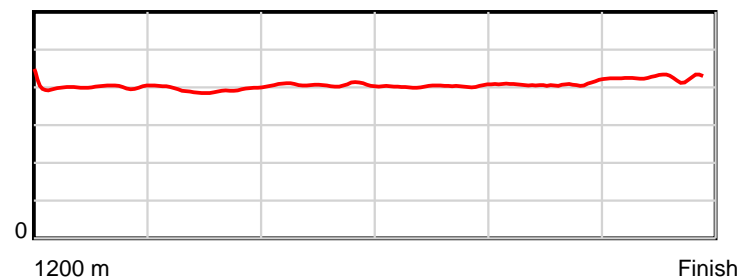
April 26, 2015, Race 9, BM72, Distance 1200m, Elwick Course Proper - Offset 0m

Result	TAB no.	Horse (Barrier)	1200 to	1000m to	800m to	600m to	400m to	200m to	Total or	Margin
6th	9	Royal Express (3)	1000m	800m	600m	400m	200m	WP	Average	
		Position in running (margin)	-	6(3.7)	4(3.7)	3(1.1)	1(0.0)	5(1.4)		5.60
		Sectional time (s)	15.32	11.10	11.20	11.60	12.38	13.14		
		Cumulative time (s)	74.73	59.41	48.32	37.12	25.52	13.14	1:14.73	
		Speed (m/s)	13.06	18.02	17.86	17.24	16.16	15.22	16.06	
		Stride length (m)	5.42	7.09	7.27	6.93	6.57	6.47	6.57	
		Stride duration (s)	0.406	0.394	0.407	0.402	0.407	0.425	0.409	
		Stride efficiency (%)	45.88	78.66	82.64	75.07	67.49	65.49	67.35	
		Stride count	36.91	28.19	27.50	28.86	30.43	30.89	182.78	

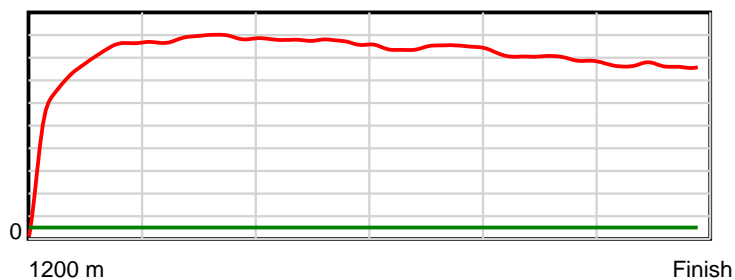
10 m Stride length



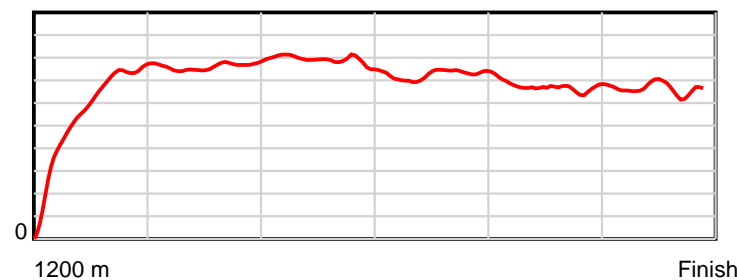
0.6 s Stride duration



20 m/sec Speed



100 % Stride efficiency



Note: Horizontal distance axis grid lines are 200m furlongs.

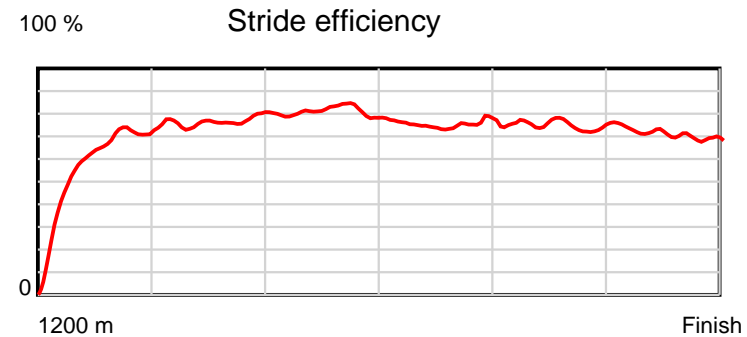
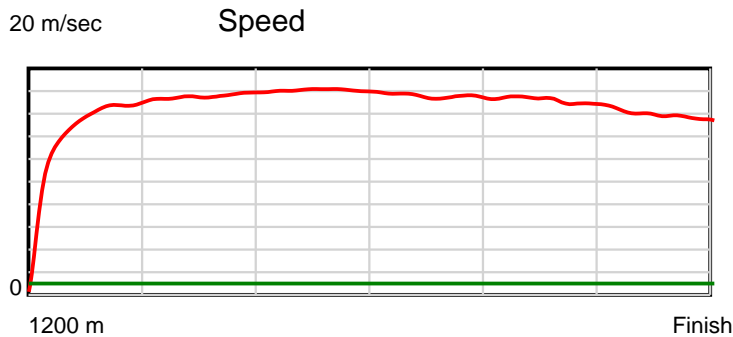
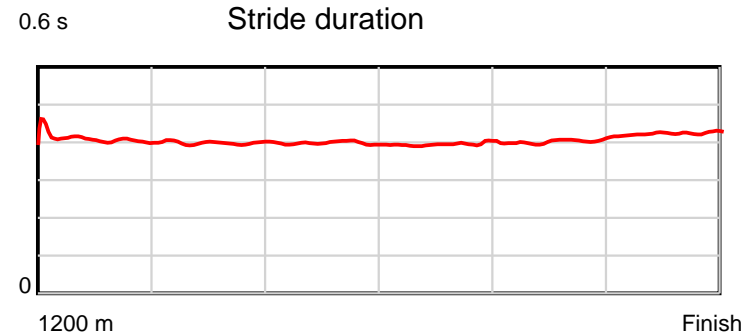
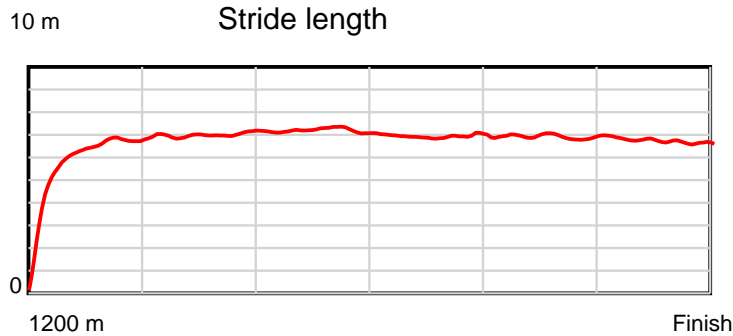
Disclaimer.

Tasracing Pty Ltd and Thoroughbred Ratings Pty Ltd accepts no responsibility for the completeness or accuracy of any of the information contained herein, and makes no representations about its suitability for any particular purpose. Users should make their own judgements about those matters and/or seek independent advice. You assume all risks associated with use of the data provided on this page.

Race Results

April 26, 2015, Race 9, BM72, Distance 1200m, Elwick Course Proper - Offset 0m

Result	TAB no.	Horse (Barrier)	1200 to	1000m to	800m to	600m to	400m to	200m to	Total or	Margin
7th	6	Vision of Beau... (1)	1000m	800m	600m	400m	200m	WP	Average	
		Position in running (margin)	-	4(3.6)	7(6.1)	7(3.9)	5(2.3)	3(1.0)		6.10
		Sectional time (s)	15.65	11.52	11.27	11.52	11.93	12.94		
		Cumulative time (s)	74.82	59.17	47.65	36.38	24.87	12.94	1:14.81	
		Speed (m/s)	12.78	17.36	17.75	17.36	16.76	15.46	16.04	
		Stride length (m)	5.38	6.93	7.05	6.84	6.76	6.55	6.53	
		Stride duration (s)	0.405	0.399	0.397	0.394	0.403	0.424	0.407	
		Stride efficiency (%)	45.27	75.02	77.77	73.06	71.49	67.05	66.66	
		Stride count	37.16	28.87	28.35	29.25	29.57	30.53	183.73	



Note: Horizontal distance axis grid lines are 200m furlongs.

Disclaimer.

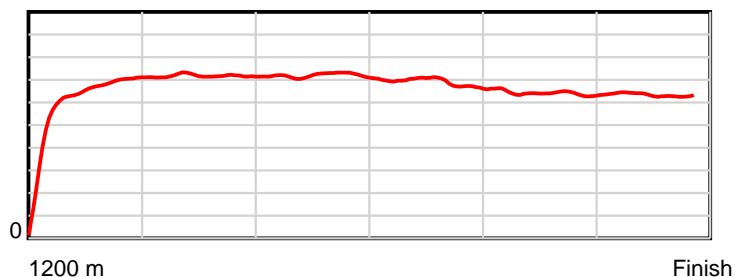
Tasracing Pty Ltd and Thoroughbred Ratings Pty Ltd accepts no responsibility for the completeness or accuracy of any of the information contained herein, and makes no representations about its suitability for any particular purpose. Users should make their own judgements about those matters and/or seek independent advice. You assume all risks associated with use of the data provided on this page.

Race Results

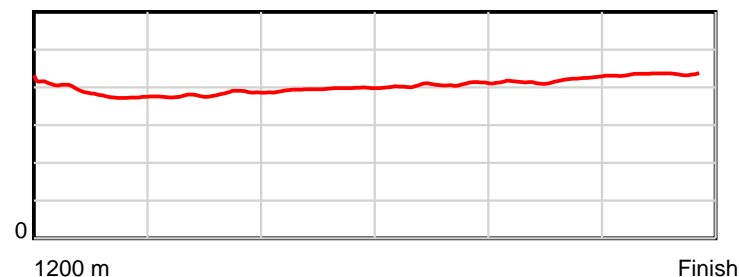
April 26, 2015, Race 9, BM72, Distance 1200m, Elwick Course Proper - Offset 0m

Result	TAB no.	Horse (Barrier)	1200 to	1000m to	800m to	600m to	400m to	200m to	Total or	Margin
8th	7	Pinks a Legend (8)	1000m	800m	600m	400m	200m	WP	Average	
		Position in running (margin)	-	8(18.0)	8(13.6)	8(8.5)	8(9.8)	8(13.8)		23.40
		Sectional time (s)	18.76	10.36	10.79	12.00	12.81	13.54		
		Cumulative time (s)	78.26	59.50	49.14	38.35	26.35	13.54	1:18.26	
		Speed (m/s)	10.66	19.31	18.54	16.67	15.61	14.77	15.33	
		Stride length (m)	4.98	7.35	7.30	6.76	6.49	6.43	6.44	
		Stride duration (s)	0.419	0.381	0.394	0.406	0.416	0.435	0.420	
		Stride efficiency (%)	38.76	84.48	83.38	71.40	65.84	64.52	64.85	
		Stride count	40.16	27.20	27.38	29.59	30.81	31.13	186.27	

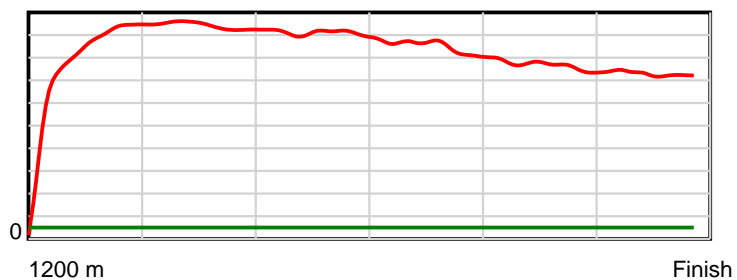
10 m Stride length



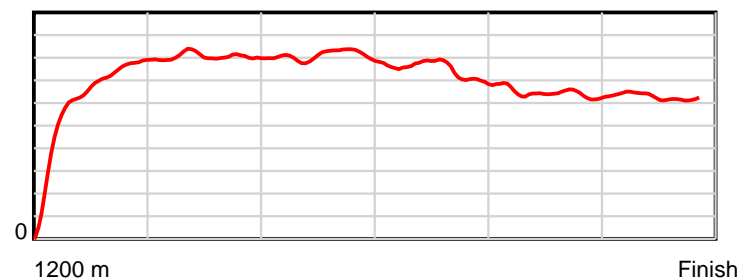
0.6 s Stride duration



20 m/sec Speed



100 % Stride efficiency



Note: Horizontal distance axis grid lines are 200m furlongs.

Disclaimer.

Tasracing Pty Ltd and Thoroughbred Ratings Pty Ltd accepts no responsibility for the completeness or accuracy of any of the information contained herein, and makes no representations about its suitability for any particular purpose. Users should make their own judgements about those matters and/or seek independent advice. You assume all risks associated with use of the data provided on this page.