



Race Results

Devonport Racing Club, Devonport Synthetic, May 03, 2015

Compilation date: May 4, 2015, 10:30:46 AM (AEST)

Copyright © 2015 Tasracing Pty Ltd. All rights reserved.

Trademarks.

StrideMASTER is a registered trademark of Thoroughbred Ratings Pty Ltd.

Disclaimer.

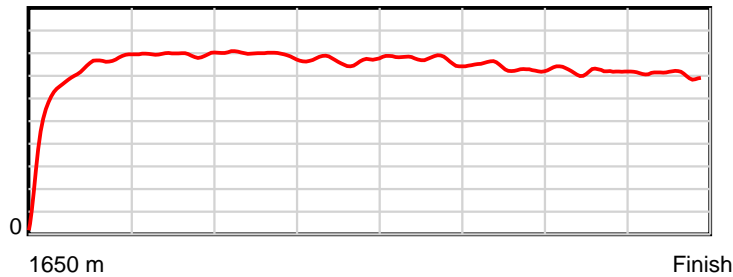
Tasracing Pty Ltd and Thoroughbred Ratings Pty Ltd accepts no responsibility for the completeness or accuracy of any of the information contained herein, and makes no representations about its suitability for any particular purpose. Users should make their own judgements about those matters and/or seek independent advice. You assume all risks associated with use of the data provided on this page.

Race Results

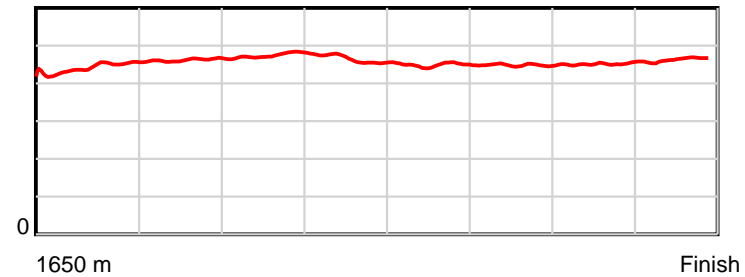
May 03, 2015, Race 1, MDN/CL1-SW, Distance 1650m, Spreyton - Offset 0m

Result	TAB no.	Horse (Barrier)	1650 to	1600m to	1400m to	1200m to	1000m to	800m to	600m to	400m to	200m to	Total or	Margin
1st	7	Red Sun Rising (2)	1600m	1400m	1200m	1000m	800m	600m	400m	200m	WP	Average	
		Position in running (margin)	-	2(0.5)	3(0.3)	2(0.7)	2(0.9)	3(1.3)	3(0.8)	1(0.0)	1(0.0)		0.00
		Sectional time (s)	5.42	11.55	11.48	12.27	11.83	11.68	12.12	12.37	12.87		
		Cumulative time (s)	101.60	96.18	84.62	73.14	60.87	49.04	37.36	25.24	12.87	1:41.59	
		Speed (m/s)	9.23	17.32	17.42	16.30	16.91	17.12	16.50	16.17	15.54	16.24	
		Stride length (m)	3.85	7.72	8.04	7.72	7.86	7.70	7.39	7.28	7.19	7.38	
		Stride duration (s)	0.420	0.446	0.462	0.473	0.465	0.450	0.448	0.450	0.463	0.455	
		Stride efficiency (%)	23.19	93.13	101.06	93.11	96.65	92.57	85.34	82.85	80.79	85.22	
		Stride count	12.98	25.91	24.87	25.91	25.43	25.99	27.06	27.47	27.81	223.43	

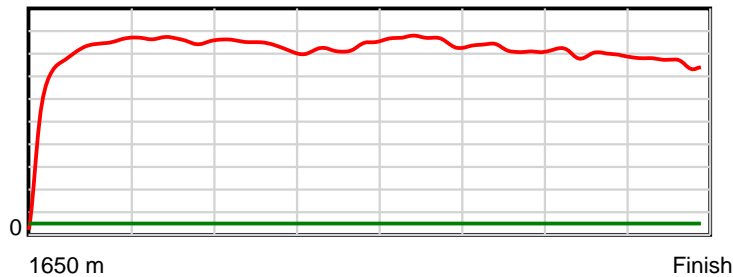
10 m Stride length



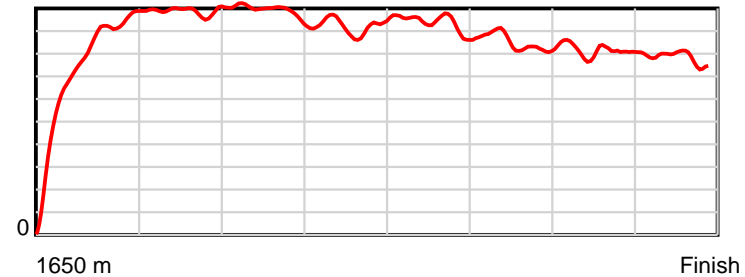
0.6 s Stride duration



20 m/sec Speed



100 % Stride efficiency



Note: Horizontal distance axis grid lines are 200m furlongs.

Disclaimer.

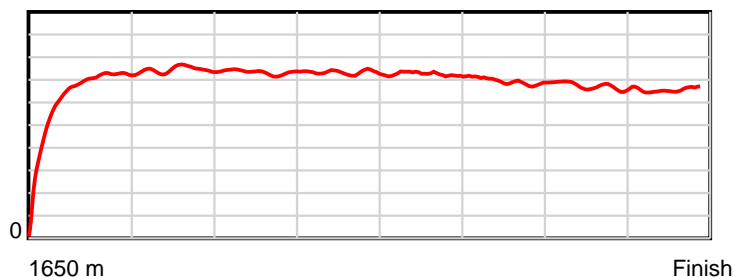
Tasracing Pty Ltd and Thoroughbred Ratings Pty Ltd accepts no responsibility for the completeness or accuracy of any of the information contained herein, and makes no representations about its suitability for any particular purpose. Users should make their own judgements about those matters and/or seek independent advice. You assume all risks associated with use of the data provided on this page.

Race Results

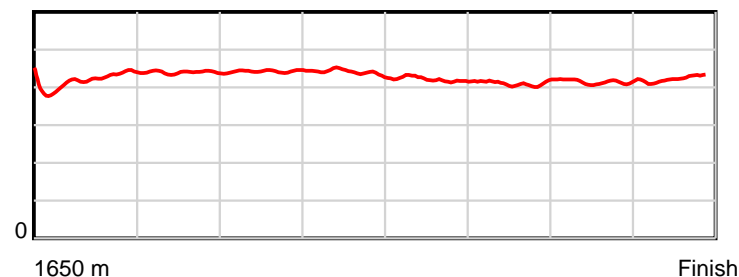
May 03, 2015, Race 1, MDN/CL1-SW, Distance 1650m, Spreyton - Offset 0m

Result	TAB no.	Horse (Barrier)	1650 to	1600m to	1400m to	1200m to	1000m to	800m to	600m to	400m to	200m to	Total or	Margin
2nd	5	Kadann (5)	1600m	1400m	1200m	1000m	800m	600m	400m	200m	WP	Average	
		Position in running (margin)	-	5(1.8)	7(3.2)	6(4.7)	7(4.5)	6(4.6)	5(4.4)	4(2.8)	4(2.0)		0.80
		Sectional time (s)	5.72	11.81	11.68	12.20	11.78	11.72	11.99	12.24	12.61		
		Cumulative time (s)	101.75	96.03	84.22	72.54	60.35	48.57	36.85	24.86	12.61	1:41.75	
		Speed (m/s)	8.74	16.93	17.12	16.39	16.98	17.06	16.68	16.34	15.86	16.22	
		Stride length (m)	3.41	7.20	7.53	7.25	7.49	7.18	6.83	6.76	6.70	6.88	
		Stride duration (s)	0.391	0.425	0.440	0.442	0.441	0.421	0.409	0.414	0.423	0.424	
		Stride efficiency (%)	18.22	81.03	88.69	82.19	87.56	80.53	72.88	71.50	70.16	73.96	
		Stride count	14.64	27.77	26.55	27.58	26.72	27.86	29.29	29.57	29.85	239.83	

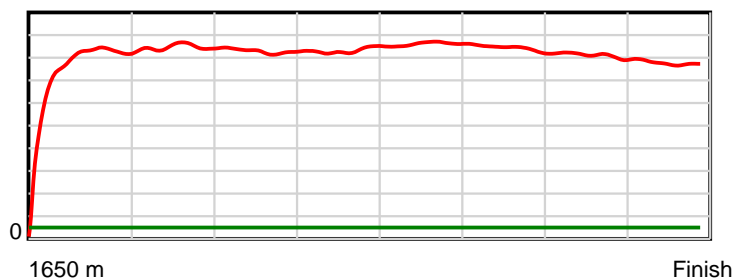
10 m Stride length



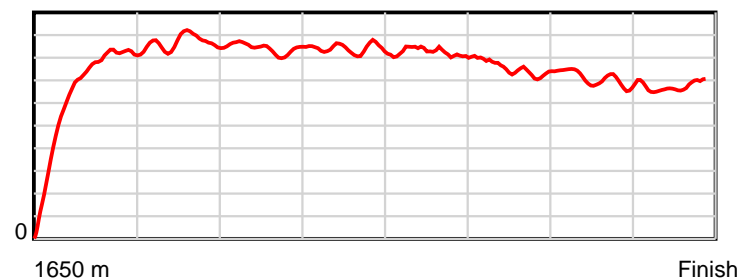
0.6 s Stride duration



20 m/sec Speed



100 % Stride efficiency



Note: Horizontal distance axis grid lines are 200m furlongs.

Disclaimer.

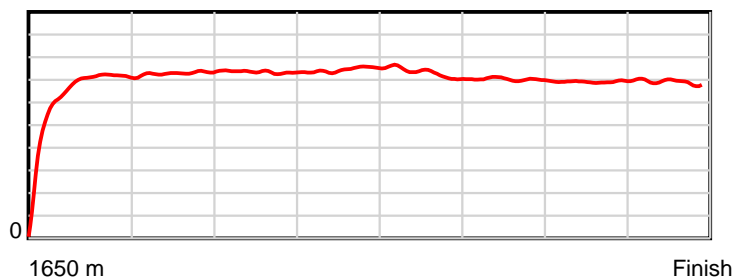
Tasracing Pty Ltd and Thoroughbred Ratings Pty Ltd accepts no responsibility for the completeness or accuracy of any of the information contained herein, and makes no representations about its suitability for any particular purpose. Users should make their own judgements about those matters and/or seek independent advice. You assume all risks associated with use of the data provided on this page.

Race Results

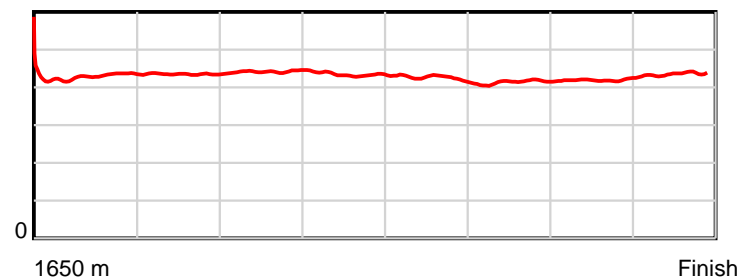
May 03, 2015, Race 1, MDN/CL1-SW, Distance 1650m, Spreyton - Offset 0m

Result	TAB no.	Horse (Barrier)	1650 to	1600m to	1400m to	1200m to	1000m to	800m to	600m to	400m to	200m to	Total or	Margin
3rd	1	Full Magnum (9)	1600m	1400m	1200m	1000m	800m	600m	400m	200m	WP	Average	
		Position in running (margin)	-	12(6.2)	12(7.4)	11(9.4)	11(8.7)	11(7.5)	11(8.4)	10(7.4)	7(5.6)		2.80
		Sectional time (s)	6.31	11.78	11.76	12.11	11.57	11.90	12.10	12.06	12.53		
		Cumulative time (s)	102.12	95.81	84.03	72.27	60.16	48.59	36.69	24.59	12.53	1:42.12	
		Speed (m/s)	7.92	16.98	17.01	16.52	17.29	16.81	16.53	16.58	15.96	16.16	
		Stride length (m)	3.44	7.29	7.40	7.28	7.53	7.17	6.83	6.95	6.96	6.94	
		Stride duration (s)	0.429	0.430	0.435	0.441	0.436	0.427	0.413	0.419	0.436	0.430	
		Stride efficiency (%)	18.51	83.04	85.48	82.88	88.61	80.42	72.90	75.47	75.65	75.29	
		Stride count	14.53	27.44	27.04	27.46	26.56	27.88	29.28	28.78	28.74	237.71	

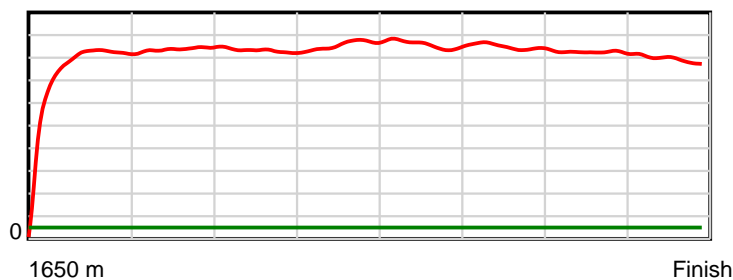
10 m Stride length



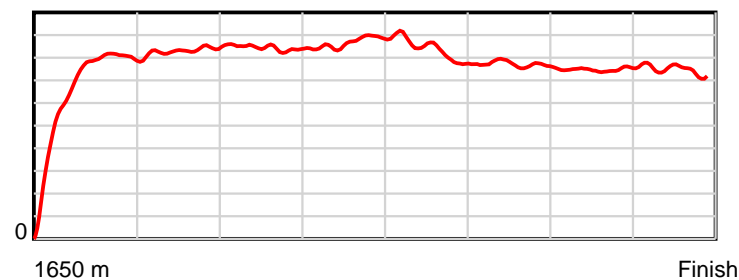
0.6 s Stride duration



20 m/sec Speed



100 % Stride efficiency



Note: Horizontal distance axis grid lines are 200m furlongs.

Disclaimer.

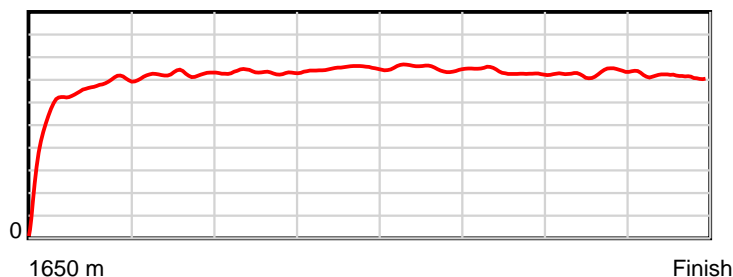
Tasracing Pty Ltd and Thoroughbred Ratings Pty Ltd accepts no responsibility for the completeness or accuracy of any of the information contained herein, and makes no representations about its suitability for any particular purpose. Users should make their own judgements about those matters and/or seek independent advice. You assume all risks associated with use of the data provided on this page.

Race Results

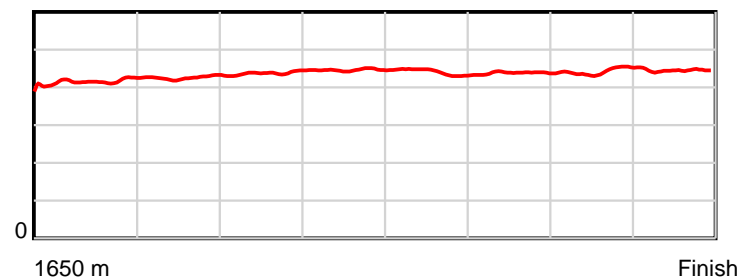
May 03, 2015, Race 1, MDN/CL1-SW, Distance 1650m, Spreyton - Offset 0m

Result	TAB no.	Horse (Barrier)	1650 to	1600m to	1400m to	1200m to	1000m to	800m to	600m to	400m to	200m to	Total or	Margin
4th	9	Shinziggy (11)	1600m	1400m	1200m	1000m	800m	600m	400m	200m	WP	Average	
		Position in running (margin)	-	9(2.9)	10(6.2)	10(7.9)	9(7.5)	10(7.0)	10(7.6)	11(8.8)	11(7.1)		3.70
		Sectional time (s)	5.78	12.14	11.70	12.17	11.68	11.86	12.45	12.09	12.41		
		Cumulative time (s)	102.29	96.51	84.37	72.67	60.50	48.82	36.96	24.50	12.41	1:42.29	
		Speed (m/s)	8.65	16.47	17.09	16.43	17.12	16.86	16.06	16.54	16.12	16.13	
		Stride length (m)	3.45	6.88	7.29	7.18	7.64	7.43	7.04	7.33	7.15	7.00	
		Stride duration (s)	0.396	0.417	0.426	0.437	0.446	0.440	0.438	0.443	0.444	0.434	
		Stride efficiency (%)	18.63	73.95	82.94	80.59	91.20	86.20	77.41	83.89	79.99	76.62	
		Stride count	14.48	29.07	27.45	27.85	26.18	26.93	28.42	27.30	27.95	235.63	

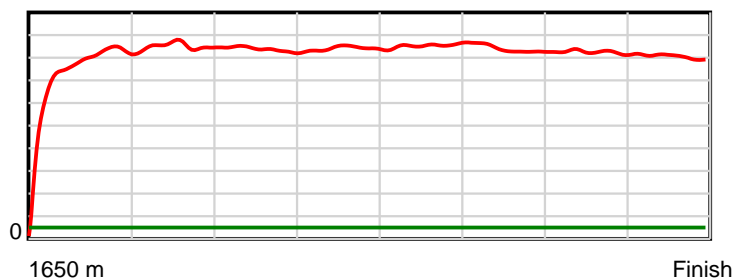
10 m Stride length



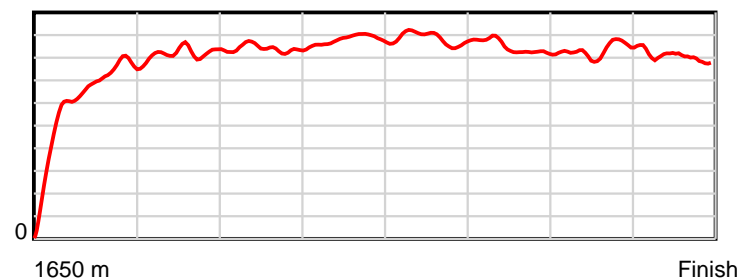
0.6 s Stride duration



20 m/sec Speed



100 % Stride efficiency



Note: Horizontal distance axis grid lines are 200m furlongs.

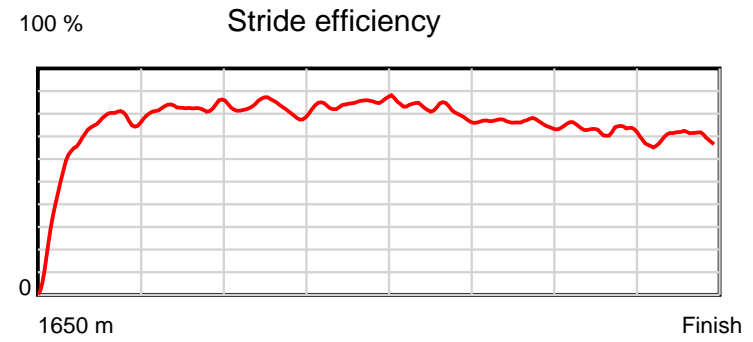
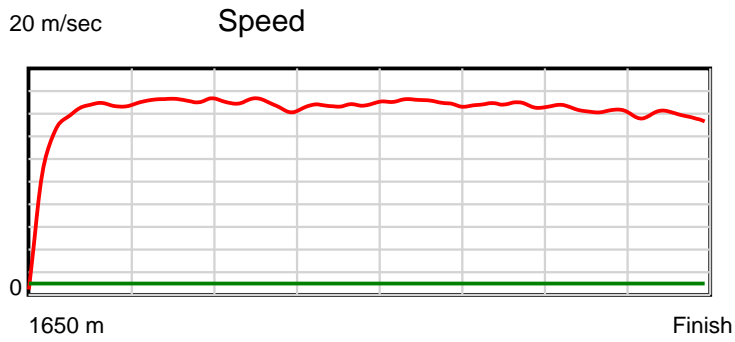
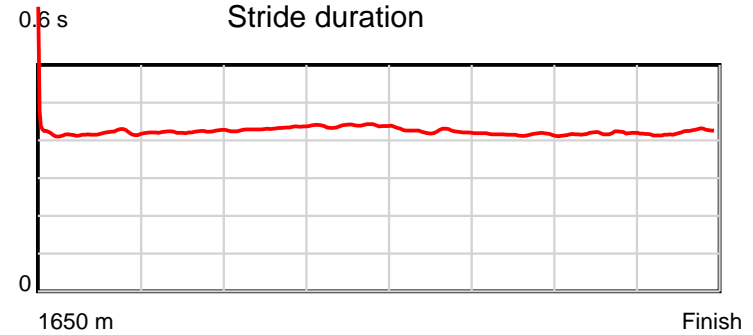
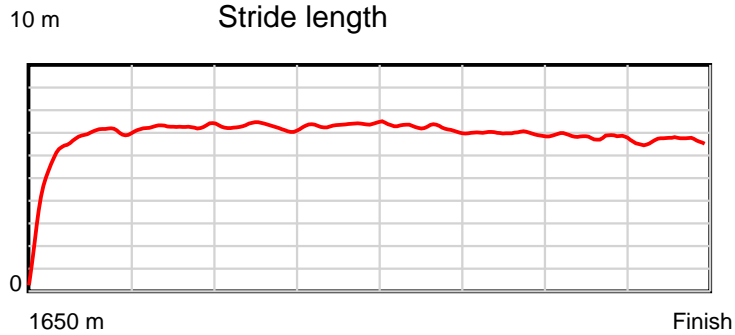
Disclaimer.

Tasracing Pty Ltd and Thoroughbred Ratings Pty Ltd accepts no responsibility for the completeness or accuracy of any of the information contained herein, and makes no representations about its suitability for any particular purpose. Users should make their own judgements about those matters and/or seek independent advice. You assume all risks associated with use of the data provided on this page.

Race Results

May 03, 2015, Race 1, MDN/CL1-SW, Distance 1650m, Spreyton - Offset 0m

Result	TAB no.	Horse (Barrier)	1650 to	1600m to	1400m to	1200m to	1000m to	800m to	600m to	400m to	200m to	Total or	Margin
5th	14	The Flyweight (12)	1600m	1400m	1200m	1000m	800m	600m	400m	200m	WP	Average	
		Position in running (margin)	-	7(2.4)	8(4.3)	9(6.7)	10(8.0)	9(6.6)	9(7.2)	9(6.2)	8(6.3)		3.80
		Sectional time (s)	5.80	11.89	11.82	12.45	11.54	11.84	12.10	12.38	12.48		
		Cumulative time (s)	102.31	96.51	84.62	72.80	60.35	48.81	36.97	24.86	12.48	1:42.31	
		Speed (m/s)	8.63	16.82	16.92	16.06	17.33	16.89	16.53	16.16	16.03	16.13	
		Stride length (m)	3.60	7.03	7.15	6.92	7.61	7.17	6.86	6.75	6.75	6.82	
		Stride duration (s)	0.409	0.418	0.423	0.431	0.439	0.424	0.415	0.418	0.421	0.423	
		Stride efficiency (%)	20.25	77.17	79.87	74.88	90.59	80.25	73.63	71.11	71.23	72.76	
		Stride count	13.89	28.46	27.98	28.89	26.27	27.91	29.14	29.65	29.62	241.81	



Note: Horizontal distance axis grid lines are 200m furlongs.

Disclaimer.

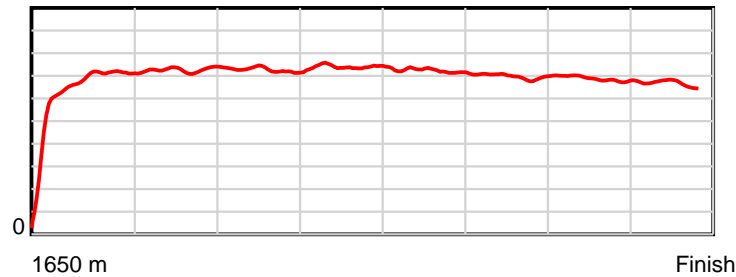
Tasracing Pty Ltd and Thoroughbred Ratings Pty Ltd accepts no responsibility for the completeness or accuracy of any of the information contained herein, and makes no representations about its suitability for any particular purpose. Users should make their own judgements about those matters and/or seek independent advice. You assume all risks associated with use of the data provided on this page.

Race Results

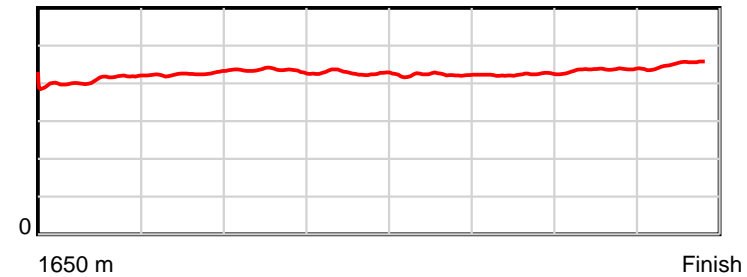
May 03, 2015, Race 1, MDN/CL1-SW, Distance 1650m, Spreyton - Offset 0m

Result	TAB no.	Horse (Barrier)	1650 to	1600m to	1400m to	1200m to	1000m to	800m to	600m to	400m to	200m to	Total or	Margin
6th	6	Krake (6)	1600m	1400m	1200m	1000m	800m	600m	400m	200m	WP	Average	
		Position in running (margin)	-	10(3.8)	5(2.4)	5(3.6)	4(2.6)	2(0.1)	2(0.6)	3(1.0)	3(1.7)		4.80
		Sectional time (s)	6.07	11.35	11.62	12.06	11.35	11.85	12.32	12.49	13.38		
		Cumulative time (s)	102.49	96.42	85.07	73.45	61.38	50.04	38.19	25.87	13.38	1:42.48	
		Speed (m/s)	8.23	17.62	17.21	16.58	17.62	16.88	16.23	16.01	14.95	16.10	
		Stride length (m)	3.29	7.19	7.29	7.22	7.53	7.14	6.87	6.96	6.71	6.86	
		Stride duration (s)	0.392	0.408	0.424	0.435	0.427	0.423	0.423	0.434	0.449	0.426	
		Stride efficiency (%)	16.89	80.87	83.08	81.43	88.59	79.57	73.75	75.59	70.41	73.61	
		Stride count	15.21	27.80	27.43	27.71	26.56	28.03	29.11	28.76	29.79	240.40	

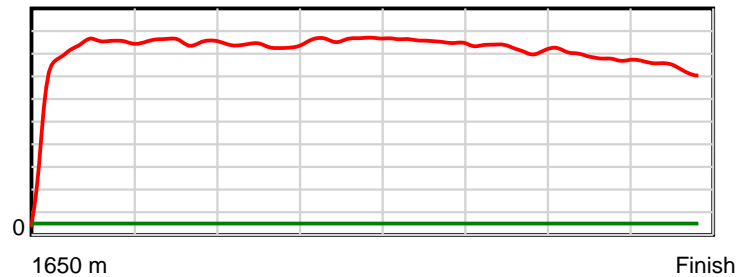
10 m Stride length



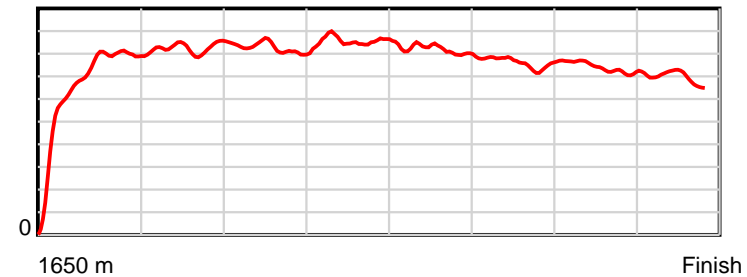
0.6 s Stride duration



20 m/sec Speed



100 % Stride efficiency



Note: Horizontal distance axis grid lines are 200m furlongs.

Disclaimer.

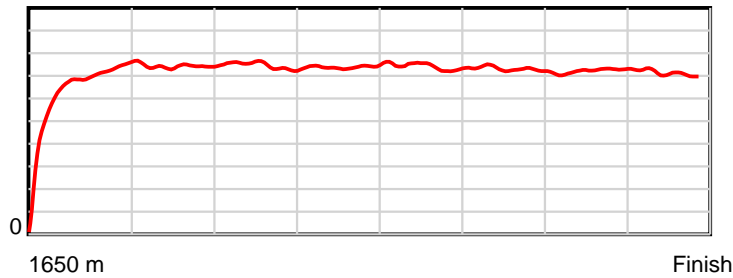
Tasracing Pty Ltd and Thoroughbred Ratings Pty Ltd accepts no responsibility for the completeness or accuracy of any of the information contained herein, and makes no representations about its suitability for any particular purpose. Users should make their own judgements about those matters and/or seek independent advice. You assume all risks associated with use of the data provided on this page.

Race Results

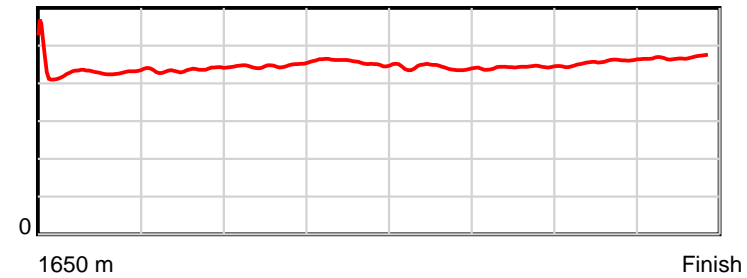
May 03, 2015, Race 1, MDN/CL1-SW, Distance 1650m, Spreyton - Offset 0m

Result	TAB no.	Horse (Barrier)	1650 to	1600m to	1400m to	1200m to	1000m to	800m to	600m to	400m to	200m to	Total or	Margin
7th	8	Set for Tea (1)	1600m	1400m	1200m	1000m	800m	600m	400m	200m	WP	Average	
		Position in running (margin)	-	1(0.0)	4(1.4)	4(3.1)	5(3.6)	7(4.6)	6(5.2)	5(3.2)	5(4.2)		5.90
		Sectional time (s)	5.65	11.81	11.70	12.32	11.93	11.85	11.93	12.53	12.97		
		Cumulative time (s)	102.70	97.05	85.24	73.54	61.21	49.28	37.43	25.50	12.97	1:42.70	
		Speed (m/s)	8.85	16.93	17.09	16.23	16.76	16.88	16.76	15.96	15.42	16.07	
		Stride length (m)	4.21	7.28	7.45	7.25	7.65	7.47	7.42	7.26	7.23	7.21	
		Stride duration (s)	0.451	0.430	0.436	0.447	0.456	0.442	0.443	0.455	0.469	0.449	
		Stride efficiency (%)	27.70	82.82	86.76	82.15	91.35	87.10	86.06	82.33	81.61	81.20	
		Stride count	11.88	27.47	26.84	27.58	26.16	26.79	26.95	27.55	27.68	228.90	

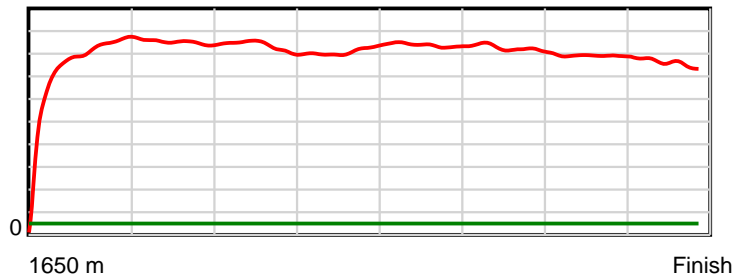
10 m Stride length



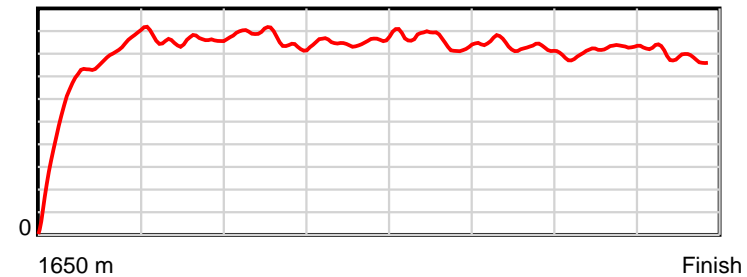
0.6 s Stride duration



20 m/sec Speed



100 % Stride efficiency



Note: Horizontal distance axis grid lines are 200m furlongs.

Disclaimer.

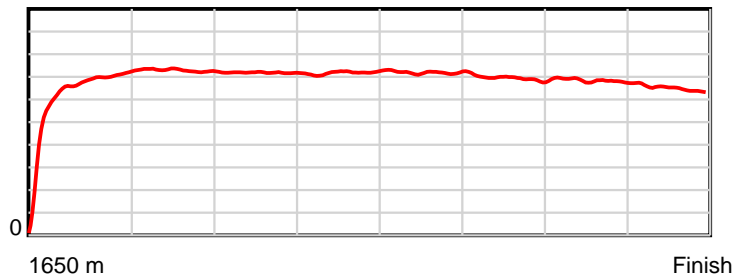
Tasracing Pty Ltd and Thoroughbred Ratings Pty Ltd accepts no responsibility for the completeness or accuracy of any of the information contained herein, and makes no representations about its suitability for any particular purpose. Users should make their own judgements about those matters and/or seek independent advice. You assume all risks associated with use of the data provided on this page.

Race Results

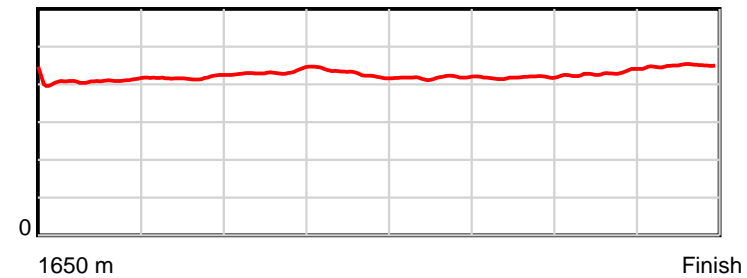
May 03, 2015, Race 1, MDN/CL1-SW, Distance 1650m, Spreyton - Offset 0m

Result	TAB no.	Horse (Barrier)	1650 to	1600m to	1400m to	1200m to	1000m to	800m to	600m to	400m to	200m to	Total or	Margin
8th	2	Leigh John (3)	1600m	1400m	1200m	1000m	800m	600m	400m	200m	WP	Average	
		Position in running (margin)	-	3(0.7)	1(0.0)	1(0.0)	1(0.0)	1(0.0)	1(0.0)	2(0.7)	2(1.5)		6.70
		Sectional time (s)	5.56	11.47	11.42	12.24	11.76	11.76	12.38	12.50	13.78		
		Cumulative time (s)	102.85	97.29	85.83	74.41	62.17	50.41	38.65	26.28	13.78	1:42.84	
		Speed (m/s)	8.99	17.44	17.51	16.34	17.01	17.01	16.16	16.00	14.51	16.04	
		Stride length (m)	3.75	7.14	7.32	7.05	7.31	7.11	6.76	6.87	6.53	6.82	
		Stride duration (s)	0.417	0.409	0.418	0.431	0.430	0.418	0.418	0.429	0.450	0.425	
		Stride efficiency (%)	21.97	79.65	83.65	77.68	83.55	79.01	71.38	73.70	66.67	72.73	
		Stride count	13.33	28.01	27.34	28.37	27.35	28.13	29.59	29.12	30.62	241.86	

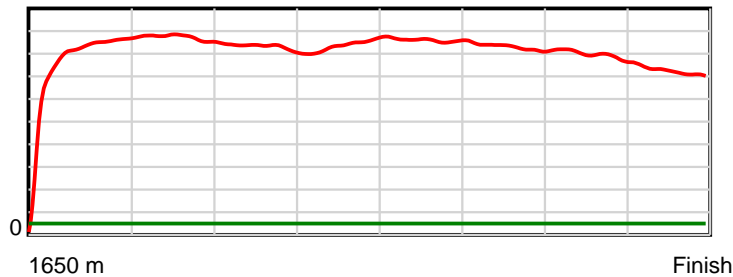
10 m Stride length



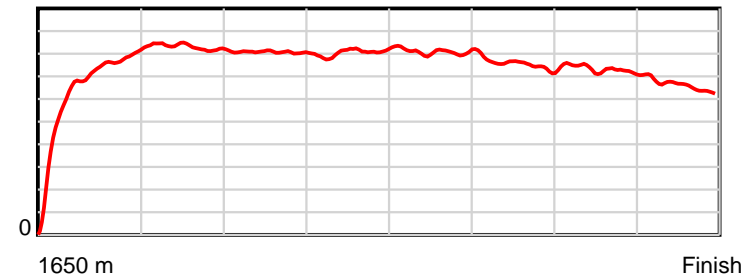
0.6 s Stride duration



20 m/sec Speed



100 % Stride efficiency



Note: Horizontal distance axis grid lines are 200m furlongs.

Disclaimer.

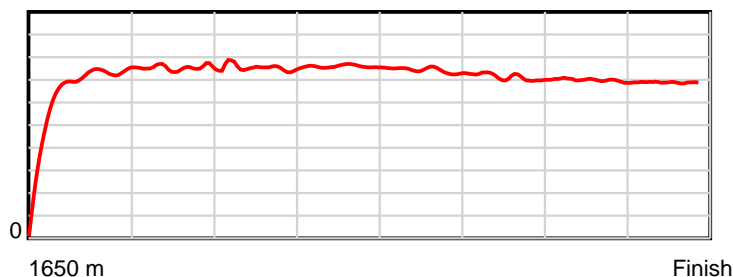
Tasracing Pty Ltd and Thoroughbred Ratings Pty Ltd accepts no responsibility for the completeness or accuracy of any of the information contained herein, and makes no representations about its suitability for any particular purpose. Users should make their own judgements about those matters and/or seek independent advice. You assume all risks associated with use of the data provided on this page.

Race Results

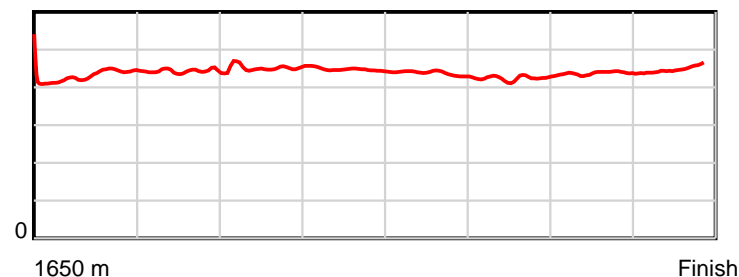
May 03, 2015, Race 1, MDN/CL1-SW, Distance 1650m, Spreyton - Offset 0m

Result	TAB no.	Horse (Barrier)	1650 to	1600m to	1400m to	1200m to	1000m to	800m to	600m to	400m to	200m to	Total or	Margin
9th	10	St de Sales (7)	1600m	1400m	1200m	1000m	800m	600m	400m	200m	WP	Average	
		Position in running (margin)	-	11(4.9)	9(5.4)	8(6.6)	8(6.8)	8(6.0)	8(6.9)	8(6.0)	9(6.4)		7.10
		Sectional time (s)	6.45	11.67	11.61	12.28	11.64	11.90	12.11	12.43	12.85		
		Cumulative time (s)	102.93	96.48	84.82	73.20	60.92	49.29	37.39	25.28	12.85	1:42.93	
		Speed (m/s)	7.75	17.14	17.23	16.29	17.18	16.81	16.52	16.09	15.56	16.03	
		Stride length (m)	3.59	7.42	7.63	7.16	7.71	7.37	7.01	7.02	6.99	7.06	
		Stride duration (s)	0.441	0.433	0.443	0.440	0.449	0.438	0.424	0.436	0.449	0.440	
		Stride efficiency (%)	20.19	86.13	90.98	80.12	92.98	84.86	76.72	77.03	76.39	77.90	
		Stride count	13.91	26.94	26.21	27.93	25.93	27.14	28.54	28.49	28.60	233.69	

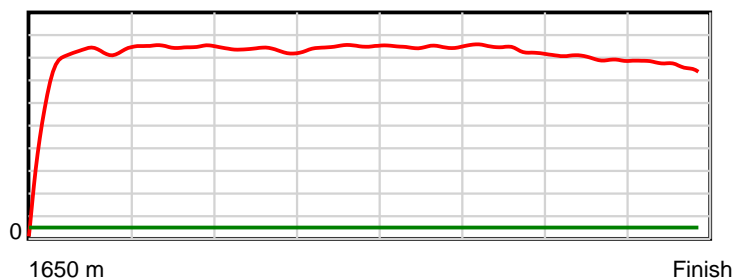
10 m Stride length



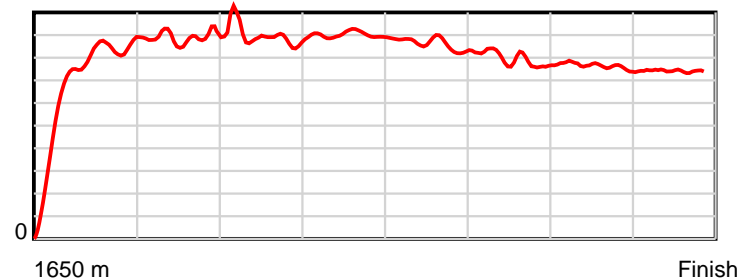
0.6 s Stride duration



20 m/sec Speed



100 % Stride efficiency



Note: Horizontal distance axis grid lines are 200m furlongs.

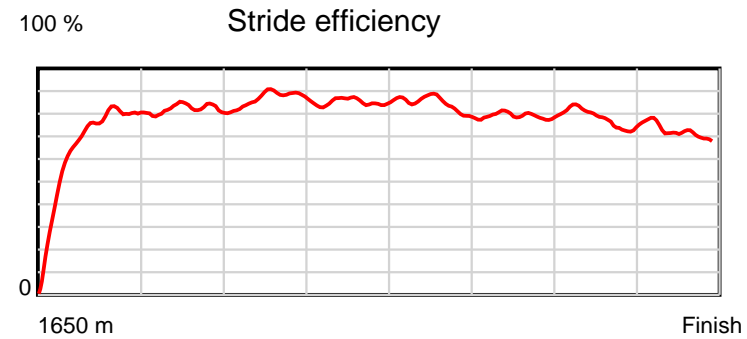
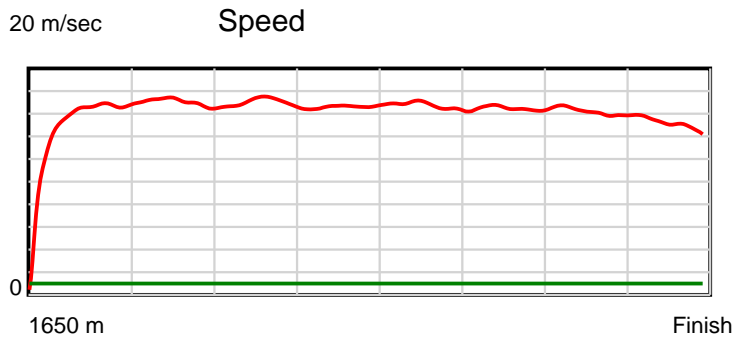
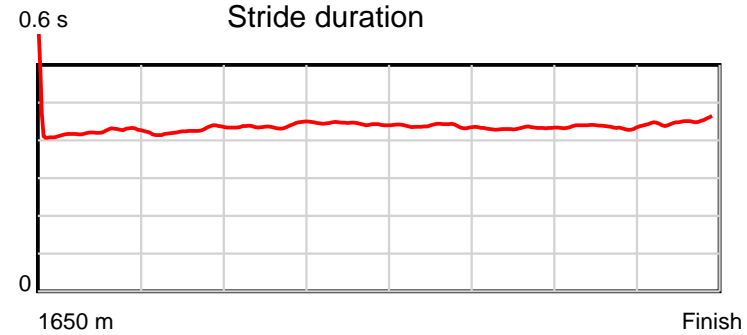
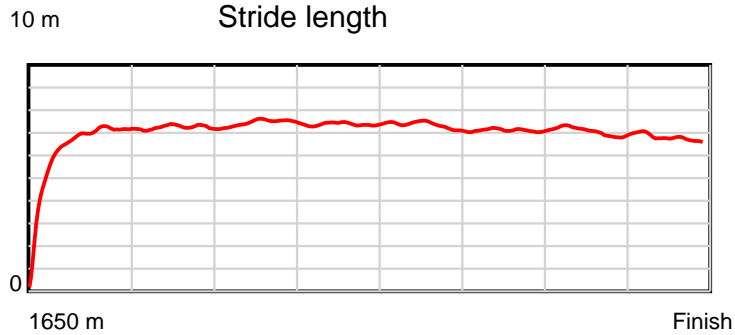
Disclaimer.

Tasracing Pty Ltd and Thoroughbred Ratings Pty Ltd accepts no responsibility for the completeness or accuracy of any of the information contained herein, and makes no representations about its suitability for any particular purpose. Users should make their own judgements about those matters and/or seek independent advice. You assume all risks associated with use of the data provided on this page.

Race Results

May 03, 2015, Race 1, MDN/CL1-SW, Distance 1650m, Spreyton - Offset 0m

Result	TAB no.	Horse (Barrier)	1650 to	1600m to	1400m to	1200m to	1000m to	800m to	600m to	400m to	200m to	Total or	Margin
10th	13	Ruboni (4)	1600m	1400m	1200m	1000m	800m	600m	400m	200m	WP	Average	
		Position in running (margin)	-	4(1.7)	6(3.1)	7(6.1)	6(3.6)	5(4.3)	7(6.2)	7(4.8)	6(4.2)		8.10
		Sectional time (s)	5.96	11.81	11.92	11.82	11.87	12.08	12.03	12.27	13.36		
		Cumulative time (s)	103.12	97.16	85.36	73.44	61.61	49.74	37.65	25.63	13.36	1:43.12	
		Speed (m/s)	8.39	16.93	16.78	16.92	16.85	16.56	16.63	16.30	14.97	16.00	
		Stride length (m)	4.13	7.17	7.13	7.41	7.48	7.26	7.18	7.10	6.75	7.02	
		Stride duration (s)	0.466	0.423	0.425	0.438	0.444	0.439	0.432	0.435	0.451	0.439	
		Stride efficiency (%)	26.63	80.26	79.43	85.77	87.43	82.46	80.59	78.67	71.14	77.02	
		Stride count	12.11	27.91	28.05	27.00	26.74	27.53	27.85	28.19	29.64	235.02	



Note: Horizontal distance axis grid lines are 200m furlongs.

Disclaimer.

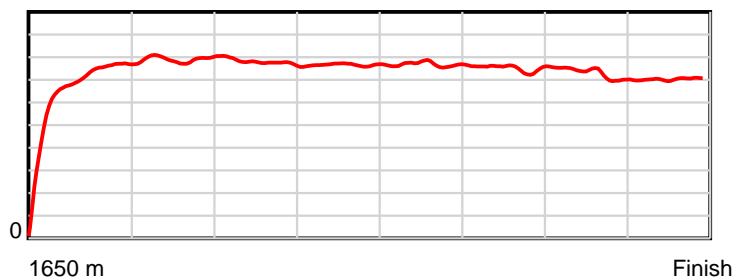
Tasracing Pty Ltd and Thoroughbred Ratings Pty Ltd accepts no responsibility for the completeness or accuracy of any of the information contained herein, and makes no representations about its suitability for any particular purpose. Users should make their own judgements about those matters and/or seek independent advice. You assume all risks associated with use of the data provided on this page.

Race Results

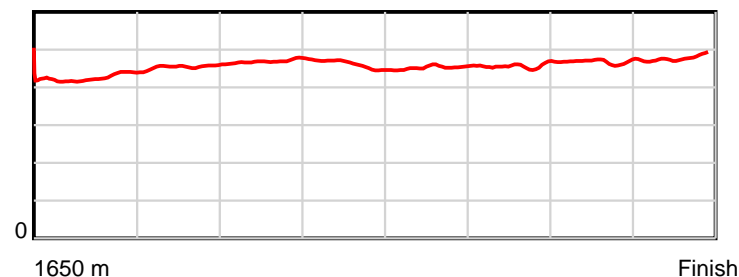
May 03, 2015, Race 1, MDN/CL1-SW, Distance 1650m, Spreyton - Offset 0m

Result	TAB no.	Horse (Barrier)	1650 to	1600m to	1400m to	1200m to	1000m to	800m to	600m to	400m to	200m to	Total or	Margin
11th	4	Fair Player (10)	1600m	1400m	1200m	1000m	800m	600m	400m	200m	WP	Average	
		Position in running (margin)	-	6(1.8)	2(0.1)	3(1.2)	3(2.2)	4(3.4)	4(3.6)	6(3.7)	10(6.8)		10.20
		Sectional time (s)	5.76	11.30	11.60	12.40	11.96	11.80	12.27	12.88	13.55		
		Cumulative time (s)	103.52	97.76	86.46	74.86	62.46	50.50	38.70	26.44	13.55	1:43.52	
		Speed (m/s)	8.68	17.70	17.24	16.13	16.72	16.95	16.30	15.53	14.76	15.94	
		Stride length (m)	3.75	7.51	7.81	7.56	7.73	7.66	7.43	7.27	7.06	7.28	
		Stride duration (s)	0.421	0.425	0.453	0.469	0.462	0.452	0.456	0.468	0.478	0.456	
		Stride efficiency (%)	21.96	88.18	95.34	89.26	93.43	91.59	86.25	82.57	77.79	82.71	
		Stride count	13.34	26.62	25.61	26.46	25.87	26.12	26.92	27.51	28.35	226.80	

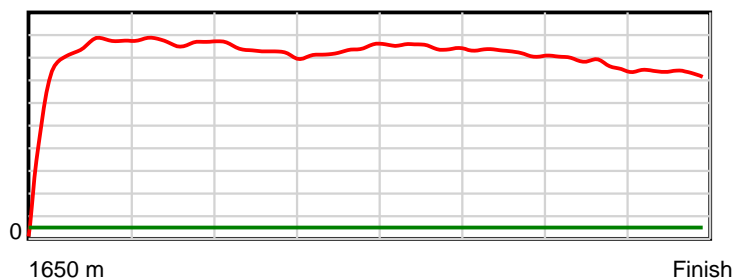
10 m Stride length



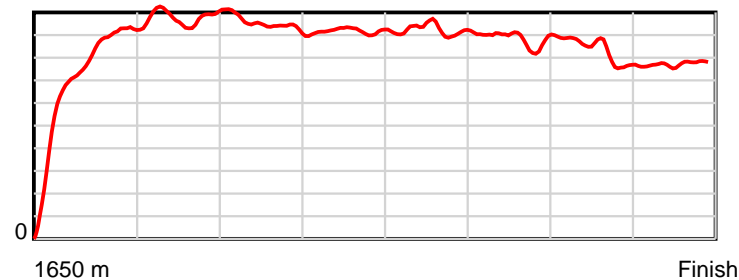
0.6 s Stride duration



20 m/sec Speed



100 % Stride efficiency



Note: Horizontal distance axis grid lines are 200m furlongs.

Disclaimer.

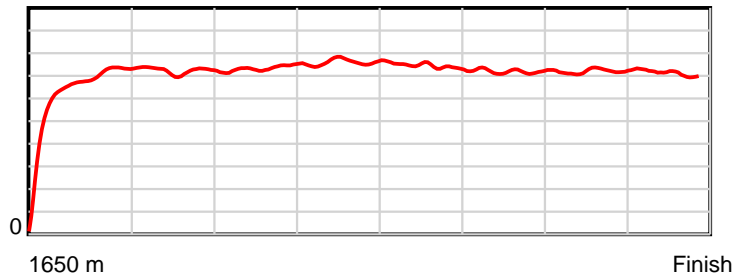
Tasracing Pty Ltd and Thoroughbred Ratings Pty Ltd accepts no responsibility for the completeness or accuracy of any of the information contained herein, and makes no representations about its suitability for any particular purpose. Users should make their own judgements about those matters and/or seek independent advice. You assume all risks associated with use of the data provided on this page.

Race Results

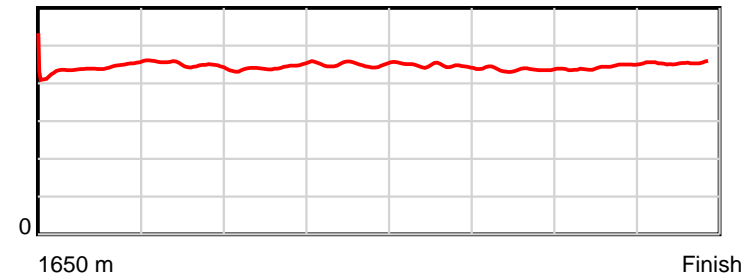
May 03, 2015, Race 1, MDN/CL1-SW, Distance 1650m, Spreyton - Offset 0m

Result	TAB no.	Horse (Barrier)	1650 to	1600m to	1400m to	1200m to	1000m to	800m to	600m to	400m to	200m to	Total or	Margin
12th	12	Rhiannons Gold (8)	1600m	1400m	1200m	1000m	800m	600m	400m	200m	WP	Average	
		Position in running (margin)	-	8(2.6)	11(6.8)	12(12.3)	12(11.0)	12(10.8)	12(12.3)	12(12.4)	12(11.9)		10.70
		Sectional time (s)	6.00	12.29	12.33	12.03	11.72	12.00	12.28	12.28	12.68		
		Cumulative time (s)	103.62	97.62	85.33	73.00	60.97	49.25	37.25	24.96	12.68	1:43.62	
		Speed (m/s)	8.34	16.27	16.22	16.63	17.06	16.67	16.29	16.29	15.77	15.92	
		Stride length (m)	3.74	7.19	7.34	7.31	7.68	7.47	7.10	7.19	7.17	7.10	
		Stride duration (s)	0.426	0.442	0.452	0.440	0.450	0.448	0.436	0.442	0.455	0.446	
		Stride efficiency (%)	21.84	80.82	84.08	83.49	92.07	87.19	78.86	80.89	80.34	78.72	
		Stride count	13.38	27.81	27.26	27.36	26.06	26.77	28.15	27.80	27.89	232.48	

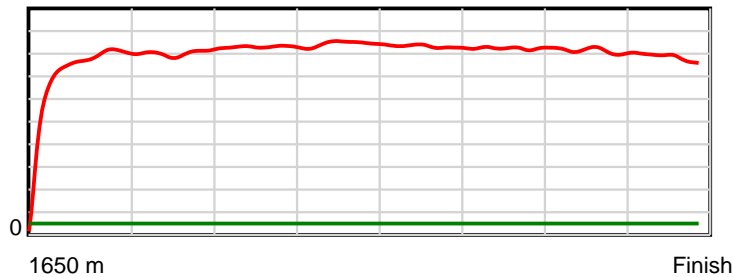
10 m Stride length



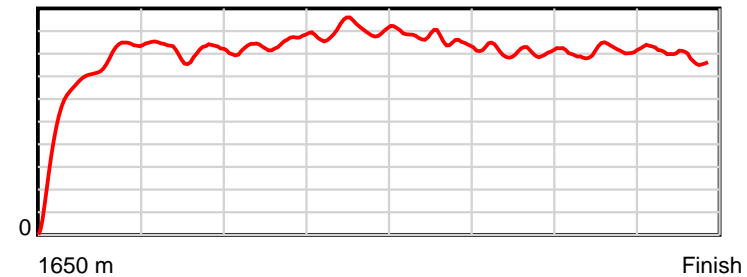
0.6 s Stride duration



20 m/sec Speed



100 % Stride efficiency



Note: Horizontal distance axis grid lines are 200m furlongs.

Disclaimer.

Tasracing Pty Ltd and Thoroughbred Ratings Pty Ltd accepts no responsibility for the completeness or accuracy of any of the information contained herein, and makes no representations about its suitability for any particular purpose. Users should make their own judgements about those matters and/or seek independent advice. You assume all risks associated with use of the data provided on this page.