



## Race Results

Devonport Racing Club, Devonport Synthetic, May 03, 2015

Compilation date: May 4, 2015, 11:13:12 AM (AEST)

Copyright © 2015 Tasracing Pty Ltd. All rights reserved.

### Trademarks.

StrideMASTER is a registered trademark of Thoroughbred Ratings Pty Ltd.

### Disclaimer.

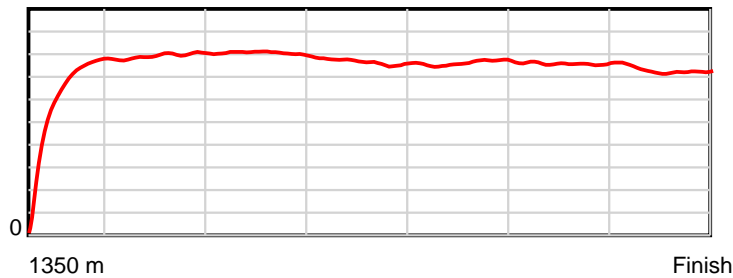
Tasracing Pty Ltd and Thoroughbred Ratings Pty Ltd accepts no responsibility for the completeness or accuracy of any of the information contained herein, and makes no representations about its suitability for any particular purpose. Users should make their own judgements about those matters and/or seek independent advice. You assume all risks associated with use of the data provided on this page.

# Race Results

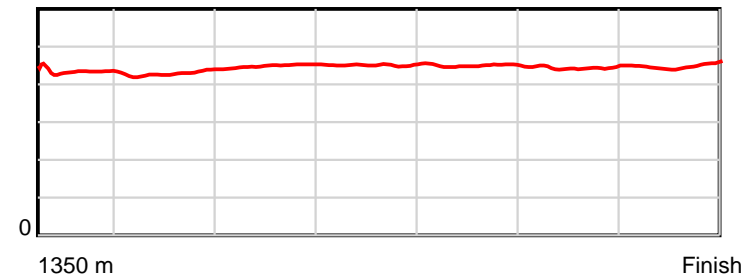
May 03, 2015, Race 6, BM62, Distance 1350m, Spreyton - Offset 0m

Result	TAB no.	Horse (Barrier)	1350 to	1200m to	1000m to	800m to	600m to	400m to	200m to	Total or	Margin
1st	5	<b>Baldez (9)</b>	<b>1200m</b>	<b>1000m</b>	<b>800m</b>	<b>600m</b>	<b>400m</b>	<b>200m</b>	<b>WP</b>	<b>Average</b>	
		Position in running (margin)	-	1(0.0)	1(0.0)	1(0.0)	1(0.0)	1(0.0)	1(0.0)		0.00
		Sectional time (s)	11.05	10.70	11.26	11.79	12.09	11.96	12.66		
		Cumulative time (s)	81.50	70.45	59.74	48.49	36.70	24.61	12.66	1:21.50	
		Speed (m/s)	13.57	18.69	17.76	16.96	16.54	16.72	15.80	16.56	
		Stride length (m)	5.89	8.02	7.98	7.64	7.44	7.43	7.10	7.35	
		Stride duration (s)	0.434	0.429	0.449	0.450	0.449	0.444	0.449	0.444	
		Stride efficiency (%)	54.30	100.48	99.61	91.26	86.42	86.18	78.77	84.49	
		Stride count	25.45	24.94	25.05	26.17	26.89	26.93	28.17	183.60	

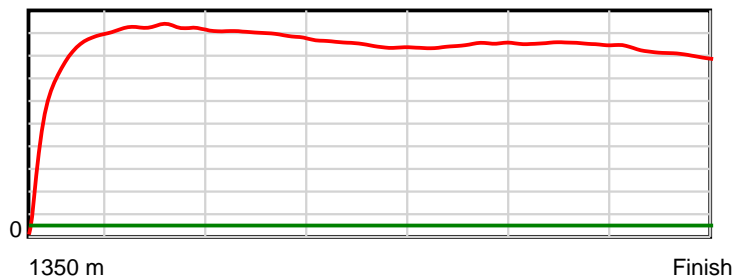
10 m Stride length



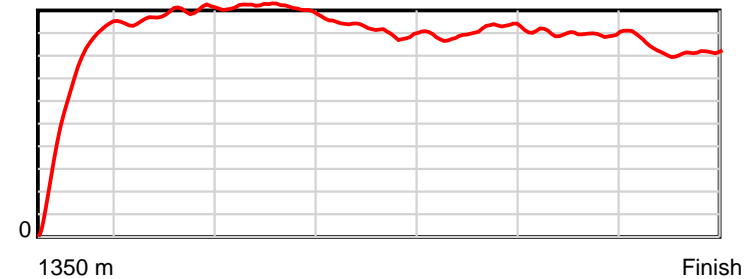
0.6 s Stride duration



20 m/sec Speed



100 % Stride efficiency



Note: Horizontal distance axis grid lines are 200m furlongs.

## Disclaimer.

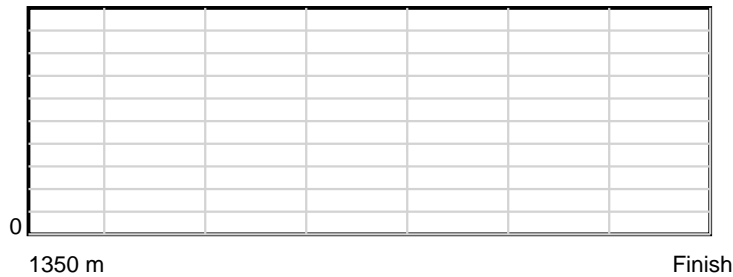
Tasracing Pty Ltd and Thoroughbred Ratings Pty Ltd accepts no responsibility for the completeness or accuracy of any of the information contained herein, and makes no representations about its suitability for any particular purpose. Users should make their own judgements about those matters and/or seek independent advice. You assume all risks associated with use of the data provided on this page.

# Race Results


May 03, 2015, Race 6, BM62, Distance 1350m, Spreyton - Offset 0m

Result	TAB no.	Horse (Barrier)	1350 to	1200m to	1000m to	800m to	600m to	400m to	200m to	Total or	Margin
2nd	10	<b>Serengeti Miss (8)</b>									
		Position in running (margin)									
		Sectional time (s)									
		Cumulative time (s)									
		Speed (m/s)									
		Stride length (m)									
		Stride duration (s)									
		Stride efficiency (%)									
		Stride count									

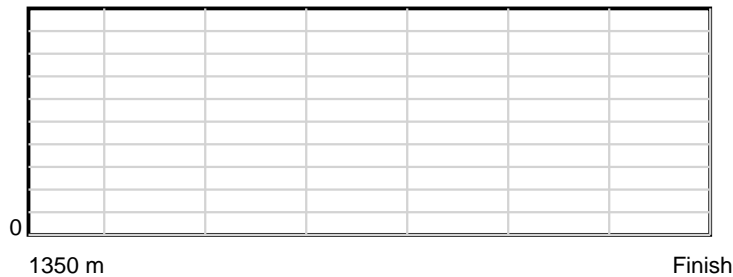
10 m Stride length



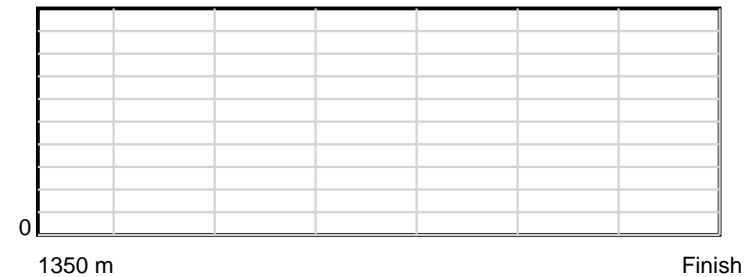
0.6 s Stride duration



20 m/sec Speed



100 % Stride efficiency



Note: Horizontal distance axis grid lines are 200m furlongs.

**Disclaimer.**

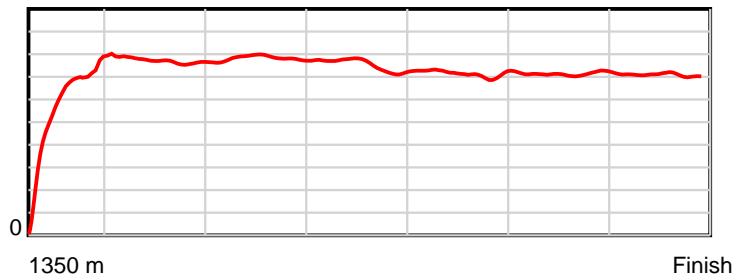
Tasracing Pty Ltd and Thoroughbred Ratings Pty Ltd accepts no responsibility for the completeness or accuracy of any of the information contained herein, and makes no representations about its suitability for any particular purpose. Users should make their own judgements about those matters and/or seek independent advice. You assume all risks associated with use of the data provided on this page.

# Race Results

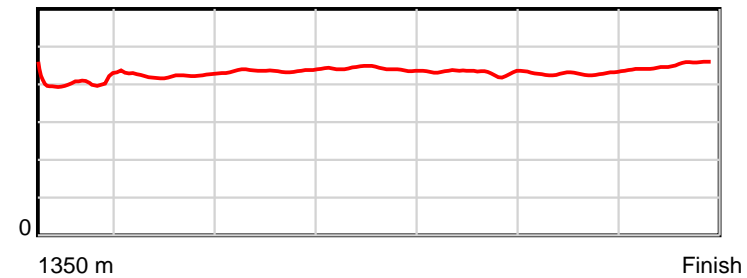
May 03, 2015, Race 6, BM62, Distance 1350m, Spreyton - Offset 0m

Result	TAB no.	Horse (Barrier)	1350 to	1200m to	1000m to	800m to	600m to	400m to	200m to	Total or	Margin
3rd	7	<b>Before All (4)</b>	<b>1200m</b>	<b>1000m</b>	<b>800m</b>	<b>600m</b>	<b>400m</b>	<b>200m</b>	<b>WP</b>	<b>Average</b>	
		Position in running (margin)	-	2(0.8)	3(2.7)	2(0.6)	2(1.0)	2(1.9)	2(1.5)		1.70
		Sectional time (s)	11.24	11.01	10.90	11.87	12.23	11.88	12.67		
		Cumulative time (s)	81.81	70.57	59.56	48.65	36.78	24.55	12.67	1:21.81	
		Speed (m/s)	13.35	18.17	18.35	16.85	16.35	16.84	15.79	16.50	
		Stride length (m)	5.51	7.69	7.99	7.44	7.07	7.21	7.10	7.13	
		Stride duration (s)	0.399	0.423	0.435	0.442	0.432	0.428	0.450	0.432	
		Stride efficiency (%)	47.38	92.35	99.68	86.60	78.01	81.19	78.81	79.40	
		Stride count	27.24	26.02	25.04	26.87	28.31	27.75	28.16	189.39	

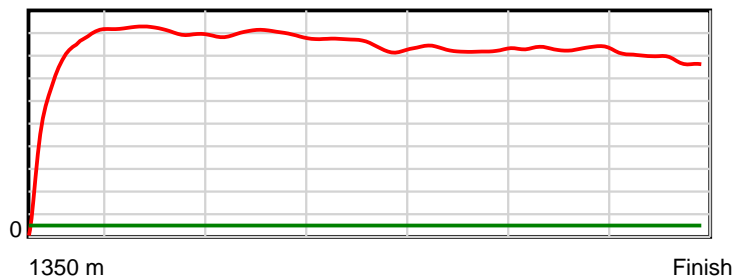
10 m Stride length



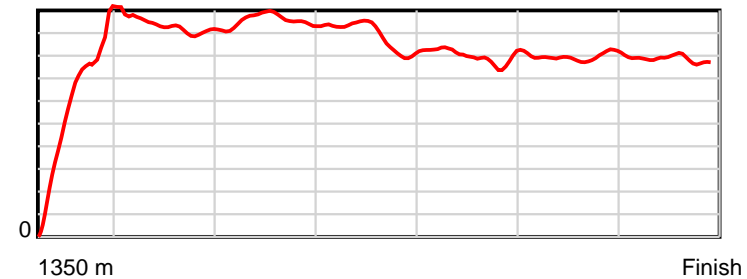
0.6 s Stride duration



20 m/sec Speed



100 % Stride efficiency



Note: Horizontal distance axis grid lines are 200m furlongs.

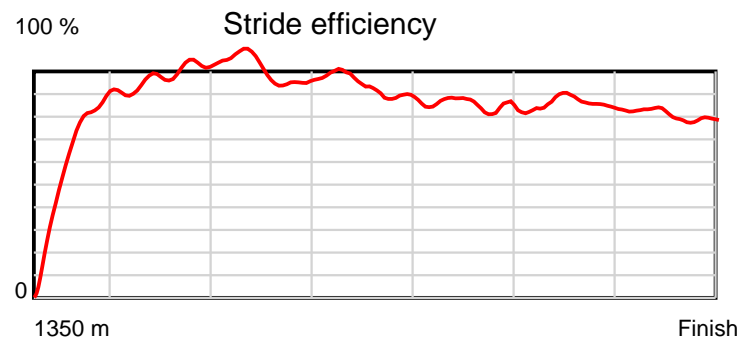
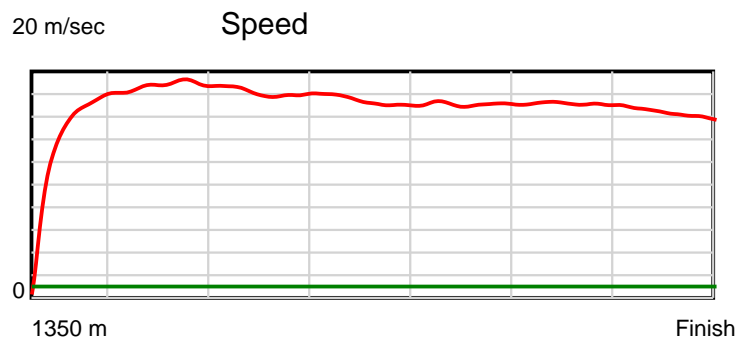
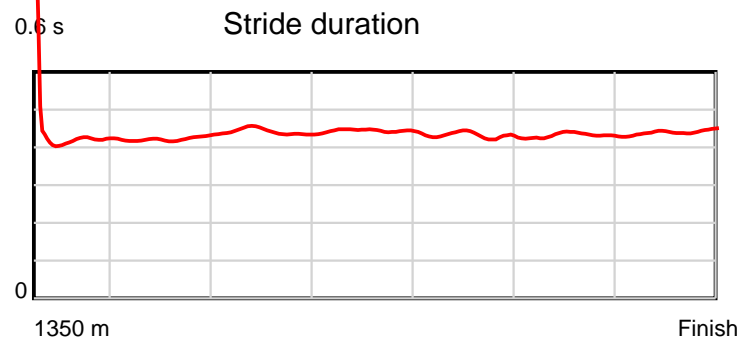
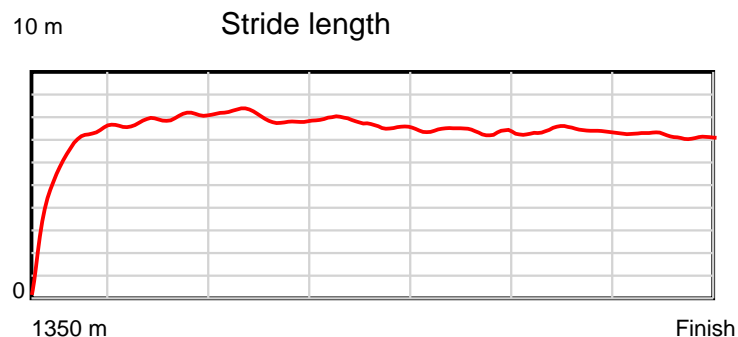
## Disclaimer.

Tasracing Pty Ltd and Thoroughbred Ratings Pty Ltd accepts no responsibility for the completeness or accuracy of any of the information contained herein, and makes no representations about its suitability for any particular purpose. Users should make their own judgements about those matters and/or seek independent advice. You assume all risks associated with use of the data provided on this page.

# Race Results

May 03, 2015, Race 6, BM62, Distance 1350m, Spreyton - Offset 0m

Result	TAB no.	Horse (Barrier)	1350 to	1200m to	1000m to	800m to	600m to	400m to	200m to	Total or	Margin
4th	2	Holy Cat (2)	1200m	1000m	800m	600m	400m	200m	WP	Average	
		Position in running (margin)	-	8(4.4)	4(3.9)	7(3.9)	7(4.7)	6(3.5)	5(3.5)		1.80
		Sectional time (s)	11.76	10.62	11.26	11.92	11.89	11.97	12.43		
		Cumulative time (s)	81.83	70.07	59.46	48.19	36.28	24.39	12.43	1:21.83	
		Speed (m/s)	12.76	18.83	17.76	16.78	16.82	16.71	16.09	16.50	
		Stride length (m)	5.79	7.95	7.84	7.45	7.24	7.21	7.11	7.22	
		Stride duration (s)	0.426	0.422	0.441	0.444	0.430	0.432	0.442	0.438	
		Stride efficiency (%)	52.36	98.88	95.95	86.85	81.99	81.28	78.98	81.56	
		Stride count	25.91	25.14	25.52	26.83	27.61	27.73	28.13	186.87	



Note: Horizontal distance axis grid lines are 200m furlongs.

## Disclaimer.

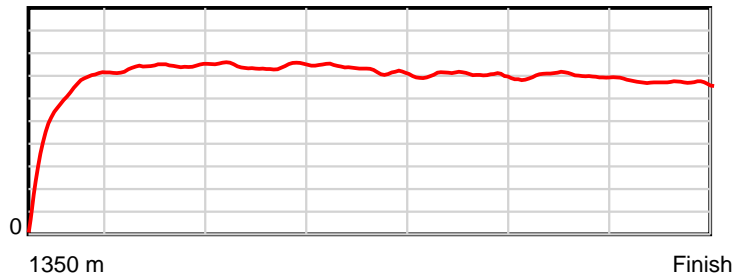
Tasracing Pty Ltd and Thoroughbred Ratings Pty Ltd accepts no responsibility for the completeness or accuracy of any of the information contained herein, and makes no representations about its suitability for any particular purpose. Users should make their own judgements about those matters and/or seek independent advice. You assume all risks associated with use of the data provided on this page.

# Race Results

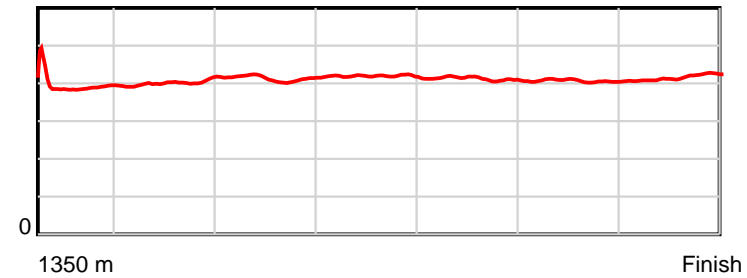
May 03, 2015, Race 6, BM62, Distance 1350m, Spreyton - Offset 0m

Result	TAB no.	Horse (Barrier)	1350 to	1200m to	1000m to	800m to	600m to	400m to	200m to	Total or	Margin
5th	6	Sid the Sloth (3)	1200m	1000m	800m	600m	400m	200m	WP	Average	
		Position in running (margin)	-	3(1.5)	2(2.4)	3(2.9)	4(3.0)	5(3.2)	4(3.1)		2.80
		Sectional time (s)	11.28	10.85	11.34	11.80	12.13	11.93	12.68		
		Cumulative time (s)	82.01	70.73	59.88	48.54	36.74	24.61	12.68	1:22.01	
		Speed (m/s)	13.30	18.43	17.64	16.95	16.49	16.76	15.77	16.46	
		Stride length (m)	5.59	7.38	7.28	7.10	6.78	6.81	6.58	6.79	
		Stride duration (s)	0.402	0.401	0.413	0.419	0.411	0.406	0.417	0.412	
		Stride efficiency (%)	48.78	85.19	82.85	78.72	71.86	72.51	67.68	72.04	
		Stride count	26.85	27.09	27.47	28.18	29.49	29.36	30.39	198.83	

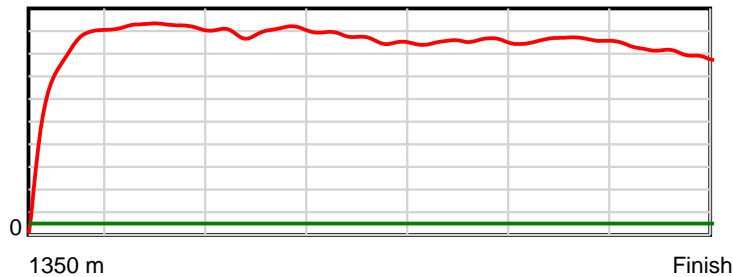
10 m Stride length



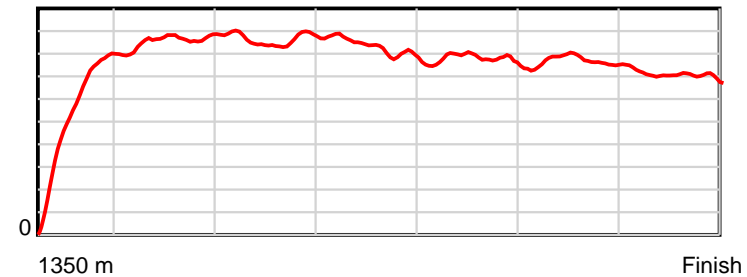
0.6 s Stride duration



20 m/sec Speed



100 % Stride efficiency



Note: Horizontal distance axis grid lines are 200m furlongs.

## Disclaimer.

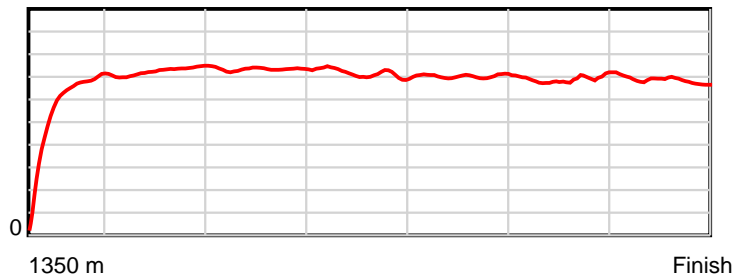
Tasracing Pty Ltd and Thoroughbred Ratings Pty Ltd accepts no responsibility for the completeness or accuracy of any of the information contained herein, and makes no representations about its suitability for any particular purpose. Users should make their own judgements about those matters and/or seek independent advice. You assume all risks associated with use of the data provided on this page.

# Race Results

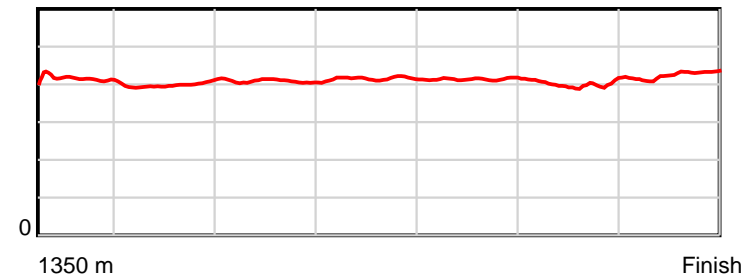
May 03, 2015, Race 6, BM62, Distance 1350m, Spreyton - Offset 0m

Result	TAB no.	Horse (Barrier)	1350 to	1200m to	1000m to	800m to	600m to	400m to	200m to	Total or	Margin
6th	3	<b>Guru Rez (6)</b>	<b>1200m</b>	<b>1000m</b>	<b>800m</b>	<b>600m</b>	<b>400m</b>	<b>200m</b>	<b>WP</b>	<b>Average</b>	
		Position in running (margin)	-	5(2.4)	5(4.5)	4(3.4)	3(3.0)	3(2.8)	3(2.3)		2.90
		Sectional time (s)	11.61	11.04	11.09	11.71	12.06	11.87	12.66		
		Cumulative time (s)	82.03	70.42	59.38	48.29	36.58	24.53	12.66	1:22.03	
		Speed (m/s)	12.92	18.12	18.03	17.08	16.58	16.85	15.80	16.46	
		Stride length (m)	5.49	7.22	7.34	7.09	6.85	6.61	6.68	6.76	
		Stride duration (s)	0.415	0.398	0.407	0.415	0.413	0.393	0.422	0.410	
		Stride efficiency (%)	47.17	81.35	84.30	78.60	73.38	68.37	69.63	71.31	
		Stride count	27.30	27.72	27.23	28.20	29.19	30.24	29.96	199.84	

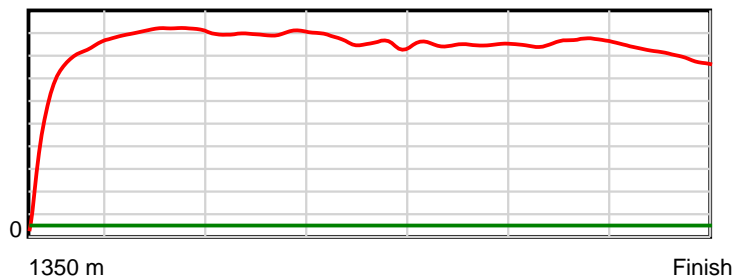
10 m Stride length



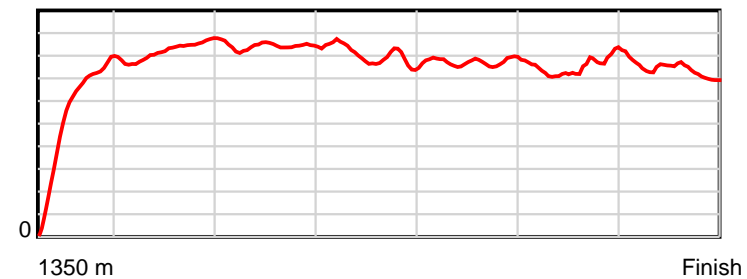
0.6 s Stride duration



20 m/sec Speed



100 % Stride efficiency



Note: Horizontal distance axis grid lines are 200m furlongs.

## Disclaimer.

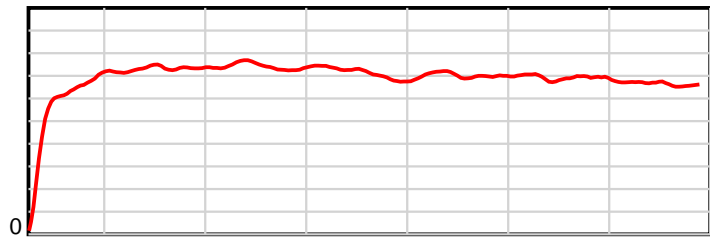
Tasracing Pty Ltd and Thoroughbred Ratings Pty Ltd accepts no responsibility for the completeness or accuracy of any of the information contained herein, and makes no representations about its suitability for any particular purpose. Users should make their own judgements about those matters and/or seek independent advice. You assume all risks associated with use of the data provided on this page.

# Race Results

May 03, 2015, Race 6, BM62, Distance 1350m, Spreyton - Offset 0m

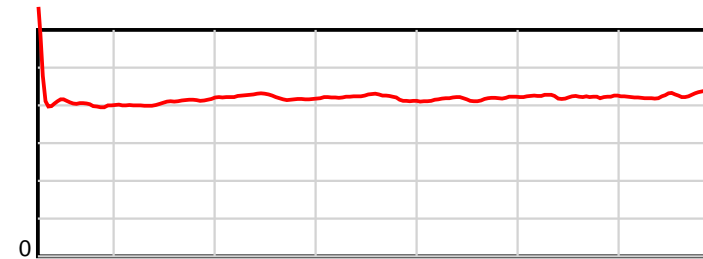
Result	TAB no.	Horse (Barrier)	1350 to	1200m to	1000m to	800m to	600m to	400m to	200m to	Total or	Margin
7th	8	Easy As That (1)	1200m	1000m	800m	600m	400m	200m	WP	Average	
		Position in running (margin)	-	7(3.6)	7(5.6)	8(5.3)	8(5.8)	4(3.1)	6(3.9)		3.60
		Sectional time (s)	11.60	11.03	11.20	11.88	11.63	12.09	12.72		
		Cumulative time (s)	82.16	70.56	59.52	48.32	36.44	24.81	12.72	1:22.15	
		Speed (m/s)	12.93	18.13	17.86	16.84	17.20	16.54	15.72	16.43	
		Stride length (m)	5.70	7.39	7.52	7.08	7.18	6.97	6.71	6.94	
		Stride duration (s)	0.432	0.408	0.421	0.421	0.418	0.421	0.427	0.422	
		Stride efficiency (%)	50.74	85.33	88.28	78.42	80.54	75.94	70.31	75.20	
		Stride count	26.32	27.07	26.61	28.23	27.86	28.69	29.82	194.60	

10 m Stride length



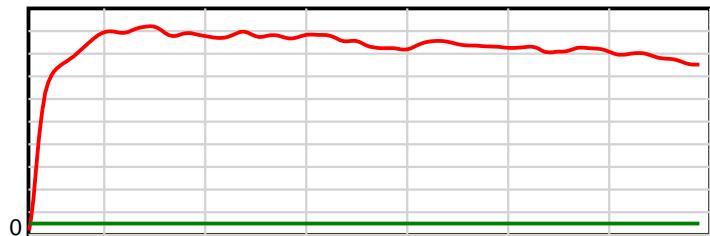
1350 m Finish

0.6 s Stride duration



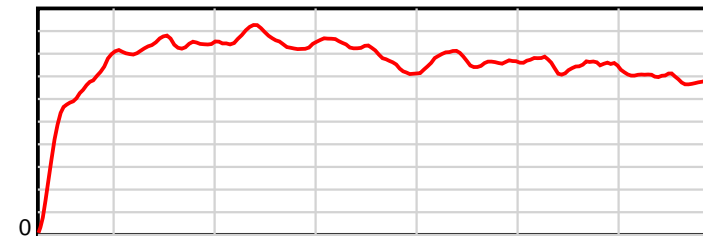
1350 m Finish

20 m/sec Speed



1350 m Finish

100 % Stride efficiency



1350 m Finish

Note: Horizontal distance axis grid lines are 200m furlongs.

## Disclaimer.

Tasracing Pty Ltd and Thoroughbred Ratings Pty Ltd accepts no responsibility for the completeness or accuracy of any of the information contained herein, and makes no representations about its suitability for any particular purpose. Users should make their own judgements about those matters and/or seek independent advice. You assume all risks associated with use of the data provided on this page.

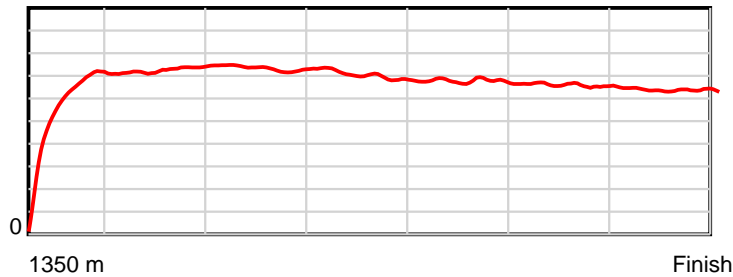


# Race Results

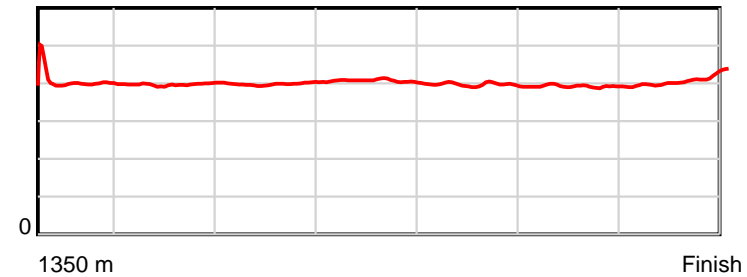
May 03, 2015, Race 6, BM62, Distance 1350m, Spreyton - Offset 0m

Result	TAB no.	Horse (Barrier)	1350 to	1200m to	1000m to	800m to	600m to	400m to	200m to	Total or	Margin
8th	9	Western Front (7)	1200m	1000m	800m	600m	400m	200m	WP	Average	
		Position in running (margin)	-	4(1.9)	6(5.3)	5(3.6)	6(4.6)	7(4.7)	7(6.2)		7.30
		Sectional time (s)	11.37	11.28	10.97	11.95	12.10	12.22	12.95		
		Cumulative time (s)	82.84	71.47	60.19	49.22	37.27	25.17	12.95	1:22.84	
		Speed (m/s)	13.19	17.73	18.23	16.74	16.53	16.37	15.44	16.30	
		Stride length (m)	5.53	7.04	7.26	6.80	6.55	6.40	6.35	6.56	
		Stride duration (s)	0.409	0.397	0.398	0.406	0.396	0.391	0.411	0.403	
		Stride efficiency (%)	47.76	77.41	82.28	72.25	67.08	64.01	62.95	67.24	
		Stride count	27.13	28.42	27.56	29.41	30.52	31.25	31.51	205.80	

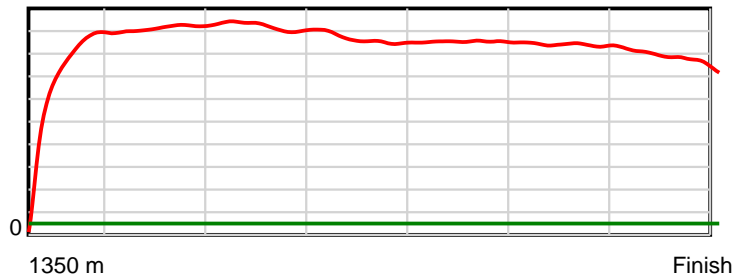
10 m Stride length



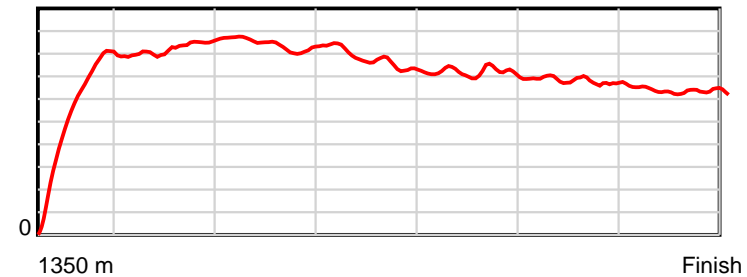
0.6 s Stride duration



20 m/sec Speed



100 % Stride efficiency



Note: Horizontal distance axis grid lines are 200m furlongs.

## Disclaimer.

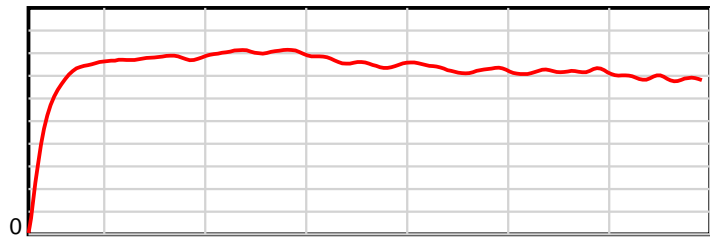
Tasracing Pty Ltd and Thoroughbred Ratings Pty Ltd accepts no responsibility for the completeness or accuracy of any of the information contained herein, and makes no representations about its suitability for any particular purpose. Users should make their own judgements about those matters and/or seek independent advice. You assume all risks associated with use of the data provided on this page.

# Race Results

May 03, 2015, Race 6, BM62, Distance 1350m, Spreyton - Offset 0m

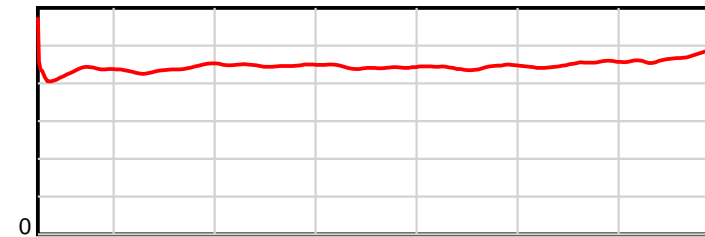
Result	TAB no.	Horse (Barrier)	1350 to	1200m to	1000m to	800m to	600m to	400m to	200m to	Total or	Margin
9th	11	Mr McCartney (5)	1200m	1000m	800m	600m	400m	200m	WP	Average	
		Position in running (margin)	-	6(2.5)	8(6.6)	6(3.7)	5(3.8)	8(6.4)	8(7.9)		12.80
		Sectional time (s)	11.71	11.40	10.77	11.80	12.52	12.21	13.48		
		Cumulative time (s)	83.89	72.18	60.78	50.01	38.21	25.69	13.48	1:23.89	
		Speed (m/s)	12.81	17.54	18.57	16.95	15.97	16.38	14.84	16.09	
		Stride length (m)	5.77	7.69	8.31	7.51	7.07	7.38	6.97	7.23	
		Stride duration (s)	0.427	0.438	0.447	0.443	0.443	0.451	0.469	0.449	
		Stride efficiency (%)	52.05	92.36	107.82	88.14	78.13	85.18	75.81	81.61	
		Stride count	25.99	26.02	24.08	26.63	28.29	27.09	28.71	186.81	

10 m Stride length



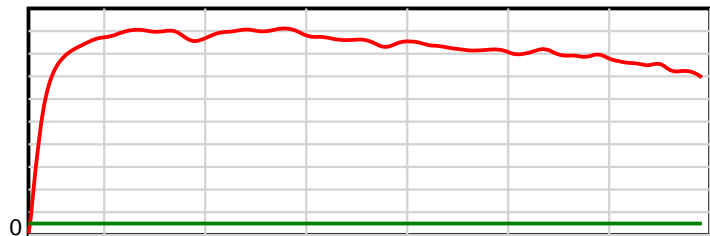
1350 m Finish

0.6 s Stride duration



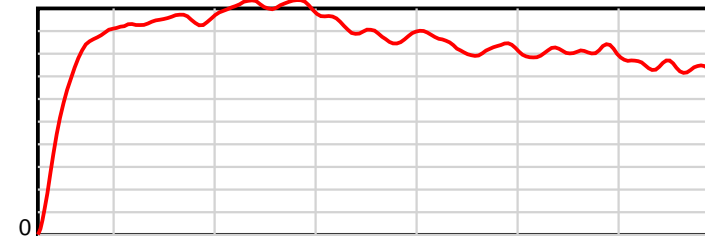
1350 m Finish

20 m/sec Speed



1350 m Finish

100 % Stride efficiency



1350 m Finish

Note: Horizontal distance axis grid lines are 200m furlongs.

## Disclaimer.

Tasracing Pty Ltd and Thoroughbred Ratings Pty Ltd accepts no responsibility for the completeness or accuracy of any of the information contained herein, and makes no representations about its suitability for any particular purpose. Users should make their own judgements about those matters and/or seek independent advice. You assume all risks associated with use of the data provided on this page.