



Race Results

Devonport Racing Club, Devonport Synthetic, May 03, 2015

Compilation date: May 4, 2015, 11:15:57 AM (AEST)

Copyright © 2015 Tasracing Pty Ltd. All rights reserved.

Trademarks.

StrideMASTER is a registered trademark of Thoroughbred Ratings Pty Ltd.

Disclaimer.

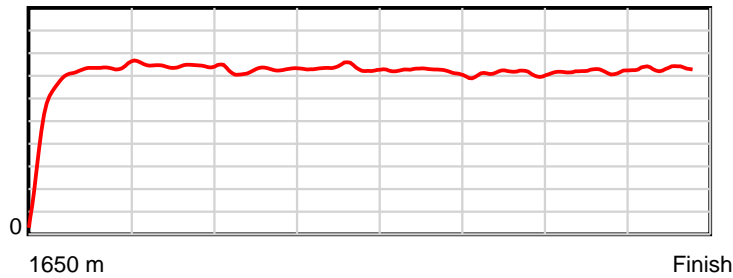
Tasracing Pty Ltd and Thoroughbred Ratings Pty Ltd accepts no responsibility for the completeness or accuracy of any of the information contained herein, and makes no representations about its suitability for any particular purpose. Users should make their own judgements about those matters and/or seek independent advice. You assume all risks associated with use of the data provided on this page.

Race Results

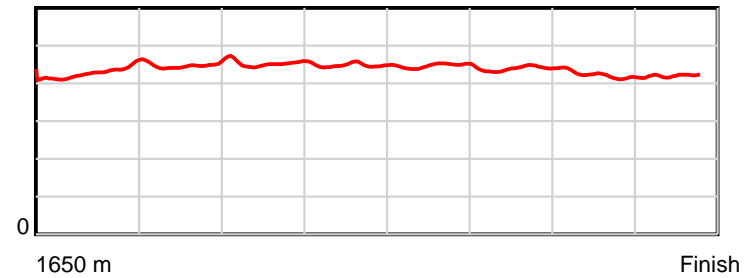
May 03, 2015, Race 7, BM72, Distance 1650m, Spreyton - Offset 0m

Result	TAB no.	Horse (Barrier)	1650 to	1600m to	1400m to	1200m to	1000m to	800m to	600m to	400m to	200m to	Total or	Margin
1st	7	Repudiate (5)	1600m	1400m	1200m	1000m	800m	600m	400m	200m	WP	Average	
		Position in running (margin)	-	6(8583792640)	4(8583792640)	4(8583792640)	5(8583793152)	5(8583793152)	5(8583793152)	5(8583793152)	5(8583793152)		0.00
		Sectional time (s)	5.79	11.27	12.10	12.58	12.07	12.41	12.35	11.68	11.34		
		Cumulative time (s)	101.60	95.81	84.54	72.43	59.85	47.78	35.37	23.01	11.34	1:41.59	
		Speed (m/s)	8.64	17.75	16.53	15.90	16.57	16.12	16.19	17.12	17.64	16.24	
		Stride length (m)	3.61	7.57	7.40	7.20	7.44	7.20	7.13	7.30	7.41	7.11	
		Stride duration (s)	0.421	0.427	0.448	0.453	0.449	0.447	0.440	0.426	0.420	0.438	
		Stride efficiency (%)	20.40	89.57	85.64	81.09	86.40	80.91	79.44	83.24	85.85	78.93	
		Stride count	13.84	26.42	27.02	27.76	26.90	27.79	28.05	27.40	26.98	232.16	

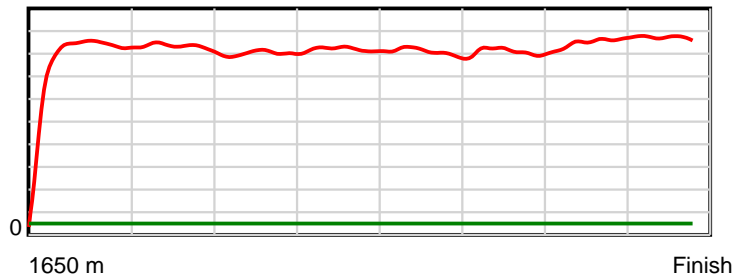
10 m Stride length



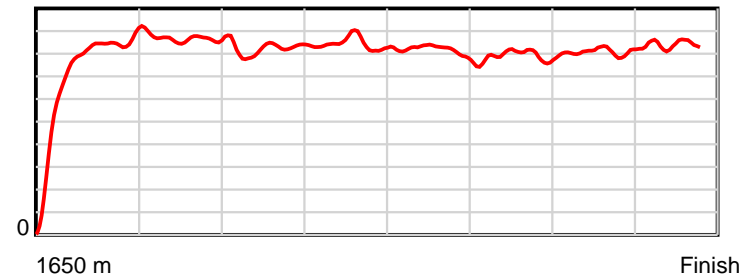
0.6 s Stride duration



20 m/sec Speed



100 % Stride efficiency



Note: Horizontal distance axis grid lines are 200m furlongs.

Disclaimer.

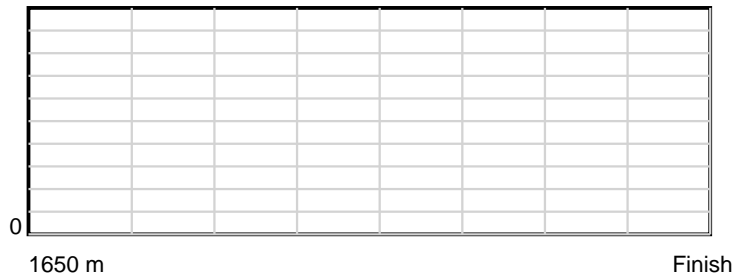
Tasracing Pty Ltd and Thoroughbred Ratings Pty Ltd accepts no responsibility for the completeness or accuracy of any of the information contained herein, and makes no representations about its suitability for any particular purpose. Users should make their own judgements about those matters and/or seek independent advice. You assume all risks associated with use of the data provided on this page.

Race Results


May 03, 2015, Race 7, BM72, Distance 1650m, Spreyton - Offset 0m

Result	TAB no.	Horse (Barrier)	1650 to	1600m to	1400m to	1200m to	1000m to	800m to	600m to	400m to	200m to	Total or	Margin
2nd	2	Dream Roller (2)	WP	Average									
		Position in running (margin)		0.30									
		Sectional time (s)											
		Cumulative time (s)	1:41.66										
		Speed (m/s)	16.23										
		Stride length (m)	nan										
		Stride duration (s)	nan										
		Stride efficiency (%)	nan										
		Stride count	0.00										

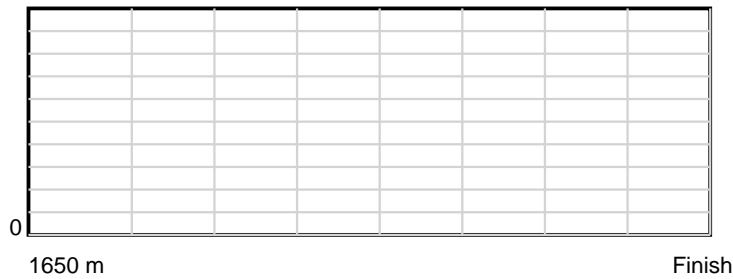
10 m Stride length



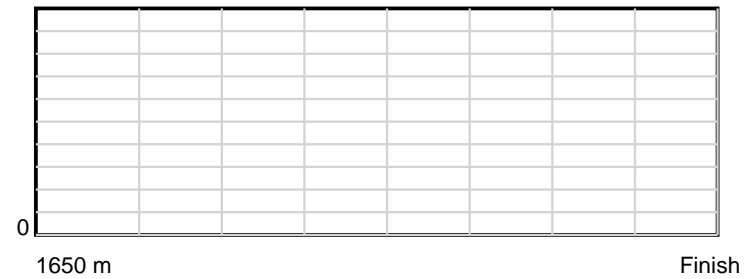
0.6 s Stride duration



20 m/sec Speed



100 % Stride efficiency



Note: Horizontal distance axis grid lines are 200m furlongs.

Disclaimer.

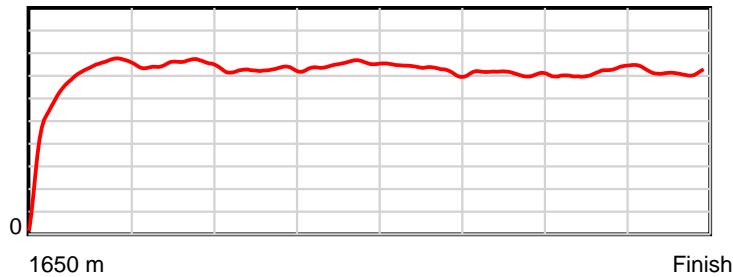
Tasracing Pty Ltd and Thoroughbred Ratings Pty Ltd accepts no responsibility for the completeness or accuracy of any of the information contained herein, and makes no representations about its suitability for any particular purpose. Users should make their own judgements about those matters and/or seek independent advice. You assume all risks associated with use of the data provided on this page.

Race Results

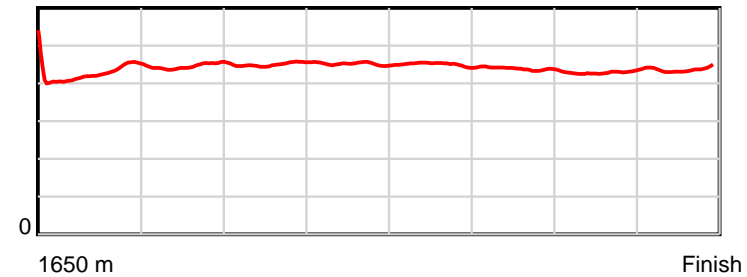
May 03, 2015, Race 7, BM72, Distance 1650m, Spreyton - Offset 0m

Result	TAB no.	Horse (Barrier)	1650 to 1600m	1600m to 1400m	1400m to 1200m	1200m to 1000m	1000m to 800m	800m to 600m	600m to 400m	400m to 200m	200m to WP	Total or Average	Margin
3rd	3	Koutoufides (6)											
		Position in running (margin)	- 3	(8583792640)	(8583792640)	(8583792640)	(8583793152)	(8583793152)	(8583793152)	(8583793152)	(8583793152)		2.90
		Sectional time (s)	5.27	11.59	12.03	12.89	11.77	12.40	12.38	11.78	12.06		
		Cumulative time (s)	102.14	96.87	85.29	73.26	60.37	48.60	36.21	23.83	12.06	1:42.14	
		Speed (m/s)	9.49	17.26	16.63	15.52	16.99	16.13	16.16	16.98	16.58	16.15	
		Stride length (m)	4.17	7.40	7.41	6.98	7.68	7.26	7.10	7.27	7.28	7.13	
		Stride duration (s)	0.434	0.429	0.446	0.450	0.452	0.450	0.439	0.428	0.439	0.441	
		Stride efficiency (%)	27.16	85.59	85.79	76.04	92.24	82.37	78.72	82.65	82.86	79.45	
		Stride count	11.99	27.02	26.99	28.67	26.03	27.55	28.18	27.50	27.47	231.40	

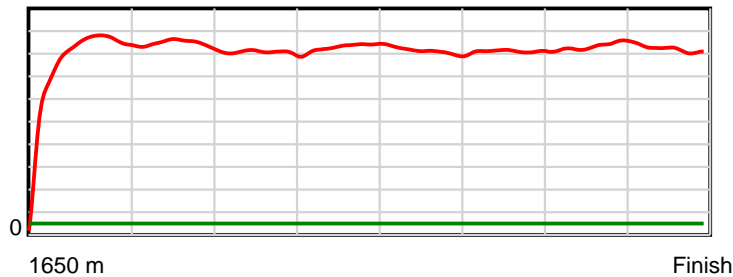
10 m Stride length



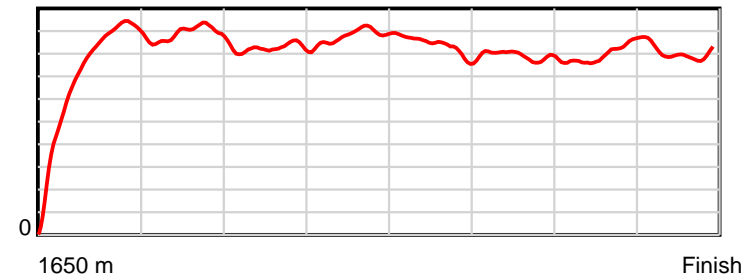
0.6 s Stride duration



20 m/sec Speed



100 % Stride efficiency



Note: Horizontal distance axis grid lines are 200m furlongs.

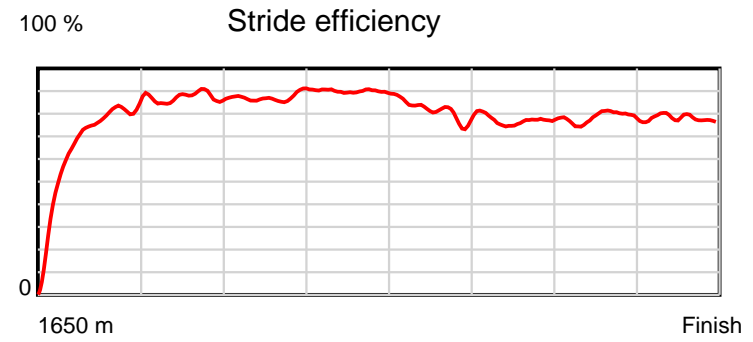
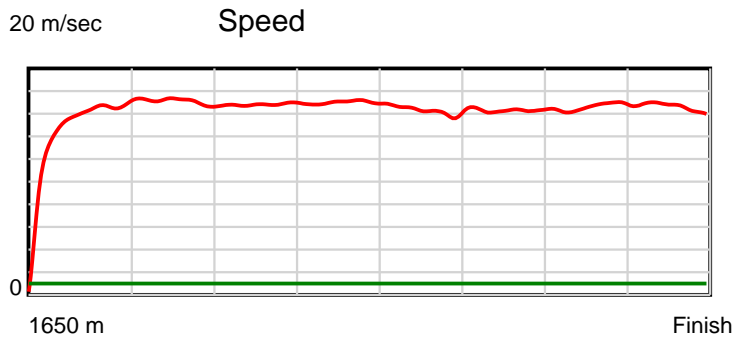
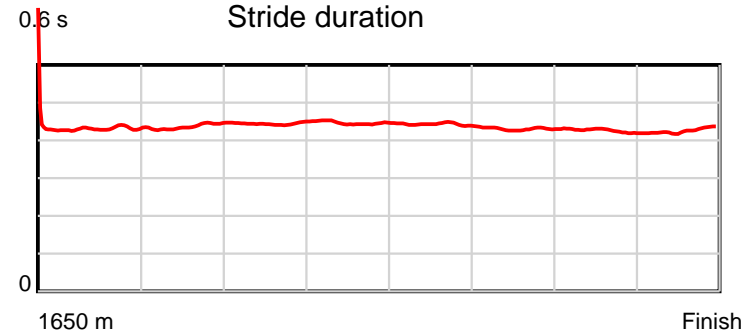
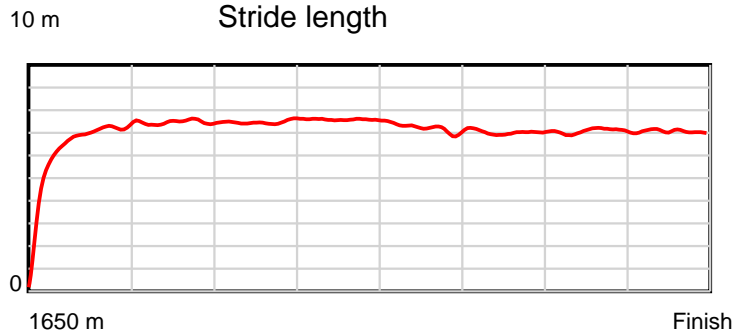
Disclaimer.

Tasracing Pty Ltd and Thoroughbred Ratings Pty Ltd accepts no responsibility for the completeness or accuracy of any of the information contained herein, and makes no representations about its suitability for any particular purpose. Users should make their own judgements about those matters and/or seek independent advice. You assume all risks associated with use of the data provided on this page.

Race Results

May 03, 2015, Race 7, BM72, Distance 1650m, Spreyton - Offset 0m

Result	TAB no.	Horse (Barrier)	1650 to	1600m to	1400m to	1200m to	1000m to	800m to	600m to	400m to	200m to	Total or	Margin
4th	5	Gee Gee's Boss (4)	1600m	1400m	1200m	1000m	800m	600m	400m	200m	WP	Average	
		Position in running (margin)	-	4(8583792640)	4(8583792640)	4(8583792640)	4(8583793152)	4(8583793152)	4(8583793152)	4(8583793152)	4(8583793152)		3.00
		Sectional time (s)	5.54	11.96	11.99	12.39	11.55	12.49	12.49	11.74	12.00		
		Cumulative time (s)	102.16	96.62	84.66	72.67	60.28	48.72	36.24	23.74	12.00	1:42.16	
		Speed (m/s)	9.03	16.72	16.68	16.14	17.32	16.01	16.01	17.04	16.67	16.15	
		Stride length (m)	3.81	7.20	7.28	7.17	7.72	7.09	6.89	7.25	7.10	7.02	
		Stride duration (s)	0.421	0.430	0.437	0.445	0.446	0.443	0.430	0.426	0.426	0.435	
		Stride efficiency (%)	22.73	80.94	82.86	80.43	93.22	78.55	74.15	82.12	78.87	76.96	
		Stride count	13.11	27.79	27.46	27.88	25.89	28.21	29.03	27.59	28.15	235.11	



Note: Horizontal distance axis grid lines are 200m furlongs.

Disclaimer.

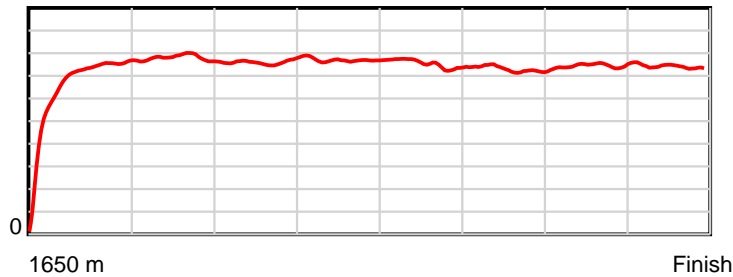
Tasracing Pty Ltd and Thoroughbred Ratings Pty Ltd accepts no responsibility for the completeness or accuracy of any of the information contained herein, and makes no representations about its suitability for any particular purpose. Users should make their own judgements about those matters and/or seek independent advice. You assume all risks associated with use of the data provided on this page.

Race Results

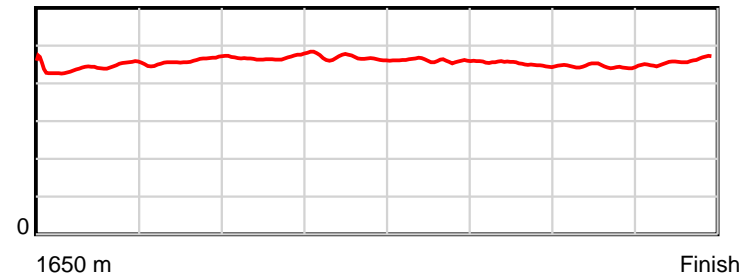
May 03, 2015, Race 7, BM72, Distance 1650m, Spreyton - Offset 0m

Result	TAB no.	Horse (Barrier)	1650 to 1600m	1600m to 1400m	1400m to 1200m	1200m to 1000m	1000m to 800m	800m to 600m	600m to 400m	400m to 200m	200m to WP	Total or Average	Margin
5th	4	Beer Belly (3)											
		Position in running (margin)	-	2(8583792640)	4(8583792640)	8(8583792640)	12(8583793152)	16(8583793152)	20(8583793152)	24(8583793152)	28(8583793152)		4.00
		Sectional time (s)	5.11	11.84	11.91	12.58	12.00	12.11	12.63	11.77	12.40		
		Cumulative time (s)	102.34	97.23	85.39	73.48	60.90	48.90	36.79	24.16	12.40	1:42.34	
		Speed (m/s)	9.78	16.89	16.79	15.90	16.67	16.52	15.84	16.99	16.13	16.12	
		Stride length (m)	4.26	7.49	7.69	7.43	7.81	7.60	7.16	7.56	7.39	7.34	
		Stride duration (s)	0.445	0.443	0.458	0.467	0.468	0.460	0.452	0.445	0.458	0.455	
		Stride efficiency (%)	28.34	87.56	92.47	86.19	95.24	90.33	80.06	89.37	85.23	84.19	
		Stride count	11.74	26.72	26.00	26.93	25.62	26.31	27.94	26.45	27.08	224.79	

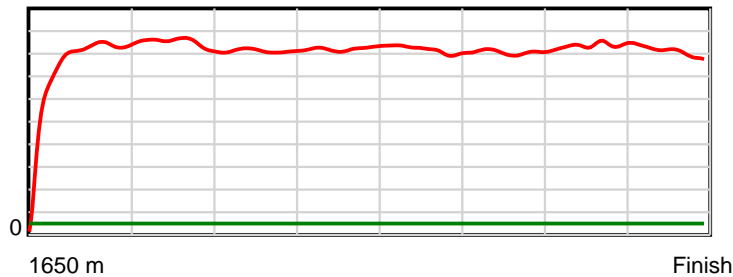
10 m Stride length



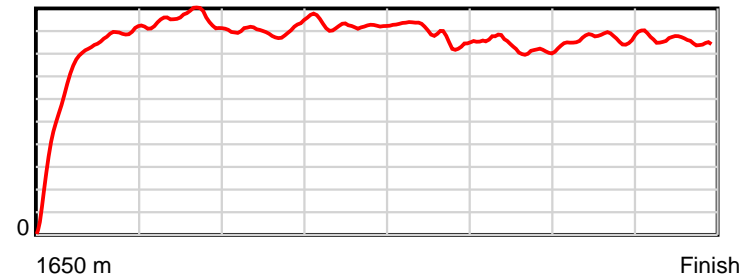
0.6 s Stride duration



20 m/sec Speed



100 % Stride efficiency



Note: Horizontal distance axis grid lines are 200m furlongs.

Disclaimer.

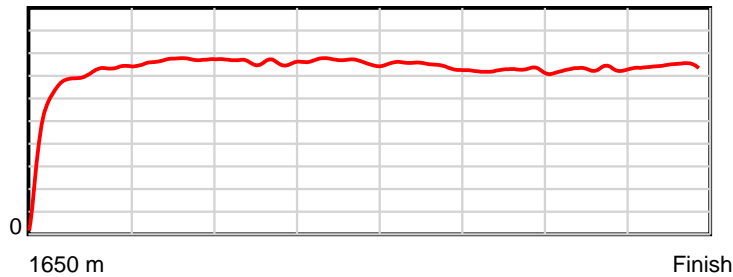
Tasracing Pty Ltd and Thoroughbred Ratings Pty Ltd accepts no responsibility for the completeness or accuracy of any of the information contained herein, and makes no representations about its suitability for any particular purpose. Users should make their own judgements about those matters and/or seek independent advice. You assume all risks associated with use of the data provided on this page.

Race Results

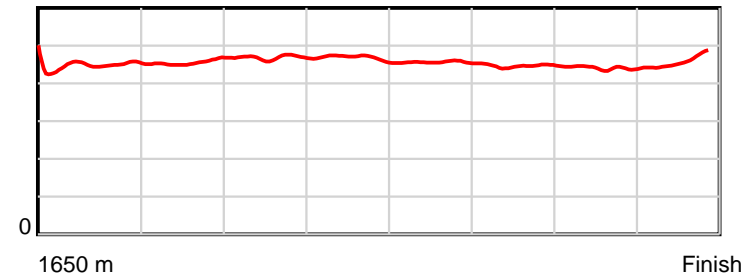
May 03, 2015, Race 7, BM72, Distance 1650m, Spreyton - Offset 0m

Result	TAB no.	Horse (Barrier)	1650 to	1600m to	1400m to	1200m to	1000m to	800m to	600m to	400m to	200m to	Total or	Margin
6th	6	Dollar Dan (1)	1600m	1400m	1200m	1000m	800m	600m	400m	200m	WP	Average	
		Position in running (margin)	- 5	(8583792640)	8583792640	8583792640	8583793152	8583793152	8583793152	8583793152	8583793152		7.50
		Sectional time (s)	5.62	12.05	11.76	12.58	12.05	12.10	12.62	11.90	12.33		
		Cumulative time (s)	103.00	97.38	85.33	73.57	60.99	48.94	36.85	24.23	12.33	1:43.00	
		Speed (m/s)	8.89	16.60	17.01	15.90	16.60	16.53	15.85	16.81	16.22	16.02	
		Stride length (m)	3.94	7.49	7.73	7.45	7.78	7.54	7.09	7.41	7.46	7.29	
		Stride duration (s)	0.442	0.451	0.454	0.469	0.468	0.456	0.447	0.441	0.460	0.455	
		Stride efficiency (%)	24.26	87.69	93.40	86.72	94.49	88.93	78.46	85.81	86.97	83.03	
		Stride count	12.69	26.70	25.87	26.85	25.72	26.51	28.22	26.99	26.81	226.36	

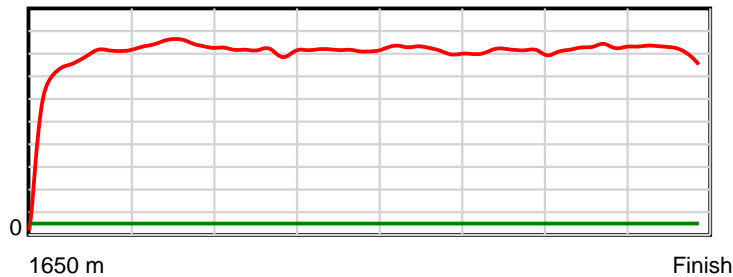
10 m Stride length



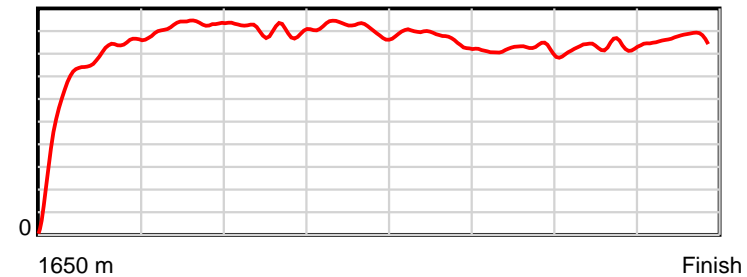
0.6 s Stride duration



20 m/sec Speed



100 % Stride efficiency



Note: Horizontal distance axis grid lines are 200m furlongs.

Disclaimer.

Tasracing Pty Ltd and Thoroughbred Ratings Pty Ltd accepts no responsibility for the completeness or accuracy of any of the information contained herein, and makes no representations about its suitability for any particular purpose. Users should make their own judgements about those matters and/or seek independent advice. You assume all risks associated with use of the data provided on this page.